



منتدى الاستراتيجيات الأردني  
JORDAN STRATEGY FORUM

# Jordan's Product Space

Part One

January 2017





## منتدى الاستراتيجيات الأردني JORDAN STRATEGY FORUM

The Jordan Strategy Forum (JSF) is a not-for-profit organization, which represents a group of Jordanian private sector companies that are active in corporate and social responsibility (CSR) and in promoting Jordan's economic growth. JSF's members are active private sector institutions, who demonstrate a genuine will to be part of a dialogue on economic and social issues that concern Jordanian citizens. The Jordan Strategy Forum promotes a strong Jordanian private sector that is profitable, employs Jordanians, pays taxes and supports comprehensive economic growth in Jordan.

The JSF also offers a rare opportunity and space for the private sector to have evidence-based debate with the public sector and decision-makers with the aim to increase awareness, strengthening the future of the Jordanian economy and applying best practices.

For more information about the Jordan Strategy Forum, please visit our website at [www.jsf.org](http://www.jsf.org) or contact us via email at [info@jsf.org](mailto:info@jsf.org). Please visit our Facebook page at [Facebook.com/JordanStrategyForumJSF](https://www.facebook.com/JordanStrategyForumJSF) or our Twitter account [@JSFJordan](https://twitter.com/JSFJordan) for continuous updates about Jordan Strategy Forum.

Amman, Jordan

T: +962 6 566 6476

F: +962 6 566 6376

# Table of Contents

<b>Summary</b> .....	6
<b>About the Study</b> .....	10
<b>Economic Complexity</b> .....	11
3-1. Economic Complexity Index .....	12
3-2. Importance of Economic Complexity Index in projecting future economic growth rates for countries .....	16
<b>Product Space</b> .....	20
<b>Methodology</b> .....	23
5-1. Level of Sophistication .....	23
<b>Analysis</b> .....	25
6-1. Economic Complexity and the Jordanian Product Space .....	25
6-2. Export opportunities to Europe .....	30
6-3. Analysis of Jordanian Exports .....	31
<b>Findings and recommendations</b> .....	32
<b>References</b> .....	34
<b>Part One: Analysis of Jordanian Domestic Exports</b> .....	35
1. Instruments Sector .....	36
2. Machinery Sector .....	41
3. Textile Sector .....	51
4. Transportation Sector .....	60
5. Metals Sector .....	65
6. Chemical Products Sector .....	75
7. Plastics and Rubbers Sector .....	84
8. Precious Metals Sector .....	90
9. Wood Products Sector .....	94
10. Mineral Products Sector .....	99
11. Stone and Glass Sector .....	105
12. Animal Products Sector .....	112
13. Vegetable Products Sector .....	117
14. Animal and Vegetable Bi-Products .....	123
15. Animal Hides Sector .....	128
16. Arts and Antiques Sector .....	133
17. Paper Goods Sector .....	136
18. Foodstuffs Sector .....	143
19. Footwear & Headwear Sector .....	150
20. Miscellaneous Sector .....	154

**Part Two: The intersection of all products with Relaxing Rules of origins agreement .....160**

The intersection of the top 5 sophisticated products per sector with Relaxing Rules of origins agreement .....219

**Annexes:**

Annex (1) Jordanian Domestic Exports according to their level of sophistication .....232

Annex (2) Methodology .....289

Annex (3) The Jordanian Economy .....291



---

# Acknowledgement

---

Jordan Strategy Forum would like to thank all individuals and entities that contributed to the success of this scientific research. Specifically, Jordan Strategy Forum would like to thank the Ministry of Industry, Trade and Supply, Amman Chamber of Industry and Jordan Chamber of Industry for their continuous support in providing the research team at Jordan Strategy Forum with all the required information and advice that contributed to the success of this research. Furthermore, Jordan Strategy Forum thanks Ricardo Hausmann, Cesar Hidalgo, and their team for their innovative research on Economic Complexity, which allowed this research to take place.

The aim of this study is to increase Jordan's Economic Complexity and prosperity; that requires joint efforts from the public and private sector, decision makers and researchers. Jordan Strategy Forum welcomes cooperation with those concerned with Jordan's economic stance, in order to build upon this study and form sustainable strategies that will aid Jordan's economic prosperity.

# 1. Summary

Increasing the pace of economic growth, lowering unemployment levels, increasing job opportunities and encouraging investment are Jordan's priorities. That is why the Jordan Strategy Forum (JSF) has chosen to study and analyze the Jordanian Economic Complexity as a driver for economic prosperity. Swayed by the innovative work done by Hausmann (Harvard), Hidalgo (MIT) on economic complexity, the concept offers a less traditional approach towards economic development based on knowledge; where economic development is a process of learning how to produce (and export) more complex products.

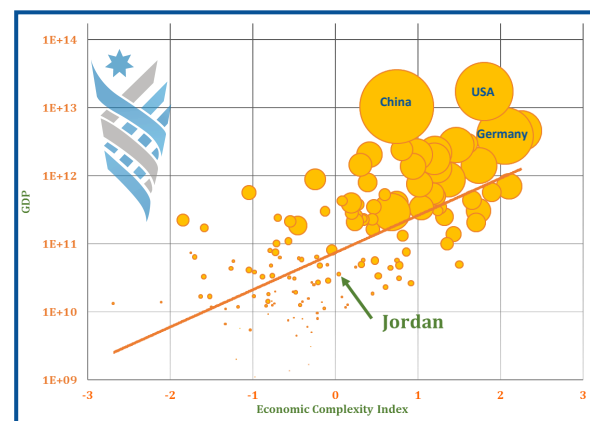
Based on the Theory of Economic Complexity, a country's economic complexity is highly dependent on the industrial sector. Accordingly, JSF's study was limited to analysing all the various industries within the industrial sector and their impact on economic complexity and growth in Jordan. The study did not include the services sector although it plays a great role in the Jordanian economy as it requires a separate study that focuses on how Jordan can increase its economic growth and prosperity by reaching policies that fully utilize the sector's capabilities.

The industrial sector is considered one of the most important sectors in Jordan and contributes greatly towards the country's GDP. In 2015, the industrial sector contributed 24.7% of the GDP. In-addition, the sector is of great importance in regards to job creation; in the first half of 2016, it was estimated that this sector employed 221,518 workers. In the recent years, this sector was negatively impacted by a series of setbacks such as the closing of the Iraqi and Syrian borders and markets, in addition to the increase in the cost of transportation and electricity.

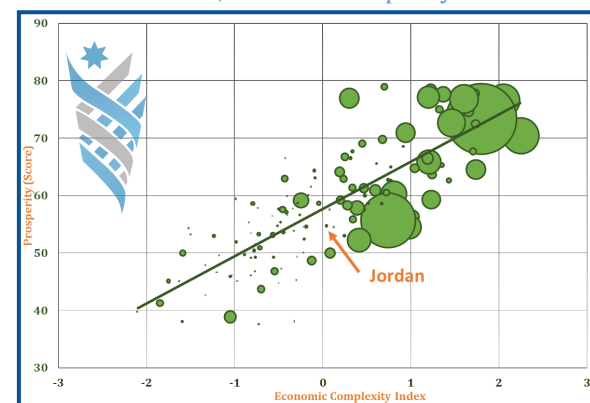
Due to the importance of promoting and supporting the industrial sector and its direct correlation to the Jordanian economy and other sectors, Jordan Strategy Forum carried out the analysis on the current products manufactured in Jordan in the hope of shedding light on the

most important Jordanian products in all sectors. The study aims to formulate with recommendations that will create a surge in the industry as well as an industrial policy that supports the manufacturing of products that contribute to economic growth and prosperity. JSF have opted to evaluate the Jordanian industry sector based on the theory of Economic Complexity adopted by researchers from Harvard and MIT. The theory suggests that the higher diversification and lower ubiquity of a country's export basket, the higher the GDP and prosperity of its population. In 2015, the Economic Complexity Index was launched which demonstrates the direct relationship between economic complexity, GDP, and prosperity as shown in figures (1) and (2). The higher the ECI of a country; the higher the GDP and prosperity.

Figure (1): The relationship between Economic Complexity Index, GDP and the countries export value

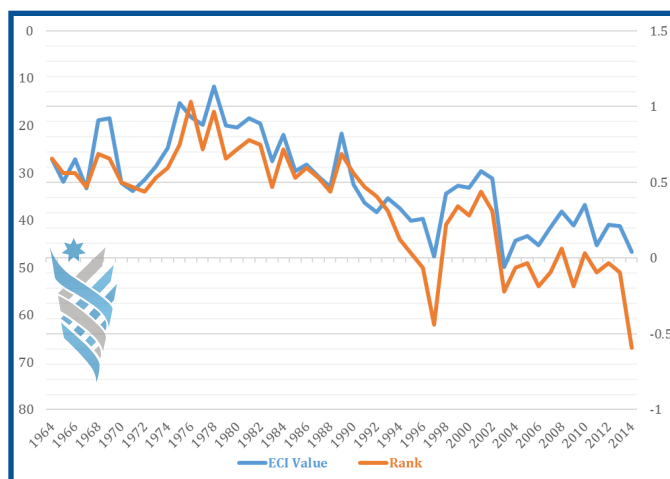


Figure(2): The relationship between Economic Complexity Index, GDP and Prosperity



The study indicates that Jordan's Economic Complexity Index score has had a noticeable decrease, meaning that the complexity of products in Jordan's export basket are continuously decreasing. Over the past 50 years since 1964 up to 2014, Jordan's ECI ranking amongst the rest of the world has witnessed a huge decrease. In the year 1976, Jordan was ranked 15<sup>th</sup> in the world, reaching its highest value of ECI in 1978 with an ECI value of 1.134, ranking 17<sup>th</sup> amongst other countries. Jordan's ECI has since then been decreasing further and reached 0.041 in 2014, ranking 67<sup>th</sup> amongst 144 countries. Figure (3) below shows Jordan's ECI value (blue) and its ranking (orange) for the 1964-2014 period.

Figure(3): Jordan's ECI value and ranking between all countries 1964-2014



According to the Economic Complexity theory, economic complexity is defined as a measure of the accumulated productive knowledge a country possesses; which is reflected in the goods it manufactures. Economic complexity of a country is derived through an evaluation of the diversification and sophistication of a country's basket of manufactured goods. The diversification of products indicates the number of products being exported by the country, whereas, the sophistication of a product indicates the ubiquity of a product in global markets. The less of ubiquity of a product indicates a higher sophistication; because it means that either the technology needed to manufacture the product is sophisticated or primary resources for production are hard to secure.

Therefore, if a country intends to increase its Economic Complexity, it must diversify its basket of manufactured goods, and increase the sophistication of these goods. For that reason, researchers in the theory of Economic Complexity relied on the "level of sophistication" to determine the sophistication of each product produced in the industrial sector.

In order to determine the level of sophistication of Jordan's export basket and each product manufactured and exported from Jordan, the research department at JSF followed the methodology implemented in Product Space by Hausmann (Harvard University) and Hidalgo (MIT). This methodology was chosen in order to determine the sophistication of Jordan's export basket and the opportunities available to increase the complexity of the export basket. The results from the analysis carried out may serve as a guide to point industries in Jordan in the right direction towards improving economic growth.

The "Jordanian Product Space" study has been split into two parts:

**The first part:** This part of the study analyses the current Jordanian export basket that includes the 20 industries of the industrial sector, and 581 products domestically exported. JSF evaluated these products according to their "level of sophistication" and broke down each of the 20 sectors (according to their four digit Harmonized System Code). Furthermore, JSF further analyses the top five sophisticated products of each sector in-order to shed light on the opportunities available, as well as creating a database for anyone that desires to increase the complexity of Jordan's export basket. This part of the study also includes a list of all the products that are included in the Relaxing Rules of Origins decision that was signed in July 2016, each products level of sophistication, value of domestic exports, and the importance of increasing these exports for the Jordanian economy.

**The second part (will be published at a later stage):**

The aim of the second part of the study is to point Jordanian industrialists in the right direction through analysing all the products that Jordan does not domestically export (or produce) in-order to specify the products with the highest level of sophistication and closest distance from the existing productive knowledge of the Jordanian industry. Identifying these products will contribute to the increase of Jordan's economic complexity, and hence its GDP and prosperity.

**The findings and recommendations captured by JSF from this study:**

1. According to the theory of Economic Complexity, the ECI of any country is proportional to the level of sophistication of the country's export basket.
2. There is a direct correlation between the Economic Complexity Index (ECI), GDP, and prosperity worldwide. The relationship is evident when applied to Jordan through the Jordan Prosperity Index; the higher the ECI, the higher Jordan's Prosperity Index. The Jordan Prosperity Index is released annually by JSF and attempts to capture the state of well-being of Jordanians from an economic, environmental, and social perspective.
3. Despite the various attempts to improve and enhance the industrial sector in Jordan, the country's ECI has plummeted from 1.134 in 1978 (ranked 17<sup>th</sup> amongst 102 countries) to 0.041 in 2014 (ranked 67<sup>th</sup> amongst 144 countries).
4. Jordan managed to achieve such a high rank in 1978 despite the scarcity of natural resources. Therefore, it should be possible for Jordan to improve its economic situation and current standing amongst other countries.
5. According to the Economic Complexity Theory, there is a direct relation between the Economic Complexity Index and the diversity and sophistication of a country's export basket. The average level of sophistication for the Jordanian export basket has reached 9,610 in 2014 with a total number of 581 products domestically exported.
6. Jordan's focus on sectors like the textiles and vegetable products is the reason behind the drop in Jordan's ECI. Although the two mentioned sectors are two of the biggest contributors to Jordan's domestic exports, it is evident through their low levels of sophistication that they are negatively affecting Jordan's economic complexity.
7. In-order to increase the complexity and diversity of Jordan's export basket, Jordan must promote and support those industries of higher complexity across all sectors; which will increase the economic complexity of Jordan and therefore its GDP and prosperity.
8. This study provides vital information for the private sector, exporters associations and local chambers of commerce and industry about the opportunities available in regards to increasing economic complexity. The first part of the study focused on enhancing the current Jordanian export basket; by increasing the manufacturing and exporting of products with higher level of sophistication that Jordan currently exports. Focusing on these products will increase the complexity of Jordan's current export basket. The study also suggests that industries that produce and export scarce raw materials with low levels of sophistication should perhaps develop their products; going a step further in production, creating diversified products in order to increase the products level of sophistication as well as the complexity of the Jordanian economy.
9. The "Growth Projection index" projects economic growth for the next ten years for all countries. The projections is based on the current productive knowledge available in the country. Jordan's economic growth projection was 4.81% (ranked 16<sup>th</sup>) which suggests that there is a great opportunity for growth. This can only happen if the country capitalises on its current productive knowledge and targets products with higher sophistication which would positively reflect on Jordan's GDP.

10. Research indicates that the easiest way to increase the economic complexity of the country's export basket would be through giving foreign companies with new expertise a chance to produce new goods in the country; facilitating the knowledge transfer. Another way would include using the productive knowledge from immigrants that host countries could take advantage of in order to manufacture new products with higher value added.
11. The government plays a crucial role in directing industries that generate higher value added to the economy, while creating sustainable growth by lowering their dependence on exporting natural resources and focusing on new products with higher levels of sophistication. Incentives offered to these industries by the Government are an effective method to promote investment in these industries as the risk attached to this transition is high.
12. In order to take full advantage of Jordanian economic complexity and the ensuing prosperity, there is a role to improving human capital, institutional capacities, and infrastructure. This would require strategic action from the public sector to eliminate legislative, industrial, and infrastructure barriers that may be detrimental to Jordanian exports. Specifically, the energy sources and the high production cost needs to be addressed. Additionally, it is of great importance to create a business environment that eases the procedures of starting a business and export. Entities such as Jordanian Embassies abroad also play a vital role to increase domestic exports by promoting Jordanian products abroad as well as promoting investment in Jordan. Embassies should also provide Jordanian exporters access to sufficient data to target foreign markets.

Methods to enhance the Jordanian economy are complex, yet possible. Increasing the economic complexity of Jordan would require re-vamping the structure of current industries; new forms of economic activities that would add to the economic complexity of the country must be adopted while other activities that do not efficiently and effectively make use local resources must be abandoned. Jordan Strategy Forum has published this study as an initial step that calls on the private and public sector to target their scientific research and build on this study to reach a comprehensive industrial policy that targets increasing the Economic Complexity and achieve prosperity for Jordan and its people.



---

## 2. About the Study

---

The priorities of Jordan include increasing the pace of economic growth, decreasing the unemployment rate, and promoting investment; consequently, Jordan Strategy Forum (JSF) conducted this study on the economic complexity of Jordan and its effect on the overall economic prosperity of Jordan.

The innovative work done by Hausmann (Harvard University), Hidalgo (MIT) on economic complexity offers a creative insight into economic development based on knowledge; where economic development is a process of learning how to produce (and export) more complex products. Thus a country's development path is determined by its capacity to accumulate the capabilities required to produce different and progressively more sophisticated goods.

The following study conducted by JSF explores the principles of economic complexity and Jordan's position within the Economic Complexity Index (ECI); and comparing it to that of other countries. Furthermore, the study proposes methods of increasing the sophistication of the Jordanian export basket, which will in turn contribute to strengthening Jordan's position in the ECI. Furthermore, the study explores the principles of Product Space Theory, which allows any country to study the complexity of its export basket with the aim of focusing on the products that would increase the country's Economic Complexity and should therefore promote in order to increase its GDP and prosperity.

The study is split into two phases; the first phase provides an analysis of Jordan's economic complexity and its Product Space. Furthermore, the phase provides an analysis of the products by sector currently produced in Jordan in terms of their sophistication. The top five most sophisticated products in each sector are identified and further analyzed, as well as the products involved in the Relaxing Rules of Origin decision of the EU.

The second phase of the study will be focused upon new products not currently produced and exported by Jordan. The analysis of the new products will take into consideration two factors; the first factor is their sophistication while the second is distance of these products from the existing productive knowledge of Jordanian industries, which will provide the level of ease with which Jordanian industries may transition towards the manufacture of these new products. Hence, the analysis will yield a list of the products that are the most sophisticated and easiest to transition towards.

The aim of this study is to be able to provide information and strategic advice for industrialists, decision makers and investors on the products that they should either increase production of or the "new" products that they should consider producing. The study also aims to stimulate dialogue between decision makers, private sector representatives, local community and researchers to ensure that all stakeholders benefit from the opportunities made available by the economic and social accomplishments achieved in recent decades.

---

## 3. Economic Complexity

---

Economic complexity is a measure of the accumulated productive knowledge a country possesses; which is reflected in the goods it manufactures. Economic complexity of a country is derived through an evaluation of the diversification and sophistication of a country's basket of manufactured goods.

Economic Complexity is based around the notion that leaps and developments in various fields are not developed in singular moments, but rather are the product of an accumulation of simpler developments and innovations that built upon one another. There is little doubt that today's societies are more developed than those that came before, this is not due to today's individuals being more intelligent, but because societies have been able to assimilate the knowledge shared between its members in a more effective way. Consequently, societies as a whole have been able to retain knowledge, and assimilate it to create more complex products. Therefore, the level of complexity of the products a society produces provides us with a clear idea of the productive knowledge of the society.

Furthermore, the presence of institutions allows for the assimilation of the various levels and types of productive knowledge into the creation of a new product. Consequently, the products manufactured by a society provides an insight into the productive knowledge possessed, as well as the effectiveness of the society's institutions in funneling this knowledge into the creation of new products.

Economic Complexity was developed in order to measure the amount of productive knowledge possessed by a society. The concept is built on the assumption that the greater the productive knowledge of a society, the greater the number of products a society is able to produce.

However, the number of products a society produces is not the only measure of economic complexity; as a society may possess a diversified, yet unsophisticated, base of productive knowledge which therefore limits it to the production of a large number of unsophisticated products. On the other hand, another society might produce a lesser number of more sophisticated products; so how to determine which of these economies are more complex? If the product is simple, a large number of countries will be able to produce it; however, were a product sophisticated, only a few countries will possess the ability to produce it. The number of countries producing a product is indicative of its sophistication.

What if however there is a rare product, such as diamonds, that only a few countries produce, do we consider it sophisticated due to its rarity? If the product is sophisticated, then the societies able to produce it must possess a large amount of productive knowledge which allows it to produce a large variety of other products. However, the majority of diamond producing countries do not produce a large variety of products; which indicates that diamonds is not a sophisticated product, only that it is rare.

Hence, the process of comparing the level of diversity of a country's products and their sophistication allowed researchers to formulate an equation that measures the productive knowledge possessed by each country; through repeating this process to identify the products that each country produces, the number of countries also producing this product, and the products that these countries produce, and so on.

The following analogy was utilized in the Atlas of Economic Complexity in order to explain economic complexity:

*“A game of scrabble is a useful analogy. In scrabble, players use tiles containing single letters to make words. For instance, a player can use the tiles R, A and C to construct the word CAR or ARC. In this analogy, each product is represented by a word, and each capability, or module of embedded knowledge, is represented by a letter. We assume that each player has plenty of copies of the letters they have. Our measure of economic complexity corresponds to estimating what fraction of the alphabet a player possesses, knowing only how many words he or she can make, and how many other players can also make those same words.*

*Players who have more letters will be able to make more words. So we can expect the diversity of words (products) that a player (country) can make to be strongly related to the number of letters (capabilities) that he (it) has. Long words will tend to be rare, since they can only be put together by players with many letters.*

*Hence, the number of players that can make a word tells us something about the variety of letters each word requires: longer words tend to be less ubiquitous, while shorter words tend to be more common. Similarly, ubiquitous products are more likely to require few capabilities, and less ubiquitous products are more likely to require a large variety of capabilities.”*

Consequently, there are there are two main factors that must be considered when measuring economic complexity:

1. **Diversity:** refers to the number of products with which a country is connected to. The amount of embedded knowledge that a country has is expressed in the number of distinct products that it produces.
2. **Ubiquity:** refers to the number of countries that produce a certain product. Due to complex products requiring a greater volume of knowledge, they are said to be less ubiquitous as a lesser number of countries possess the necessary knowledge to produce them.

## 3-1 Economic Complexity Index

The Economic Complexity Index (ECI) is a numerical measure of the level of complexity of an economy; whereby the higher the value, the higher the Economic Complexity of a country. Table (1) shows the ECI for all countries in 2014. Japan is the country with the highest economic complexity of 2.25 due to it excelling in regards to the diversity of its export basket, and this basket's sophistication. The lowest ECI score of -2.69 was that of the 144 ranked south Sudan; Jordan was ranked 67th with a score of 0.04.

The significance of the ECI is highlighted by the strong relationship between it and GDP. In Figure (4) it can be observed that the greater the economic complexity, the greater the GDP. Furthermore, the higher the economic complexity, the larger the value of exports (the value of exports is represented by the size of the circle).

The Jordan Strategy Forum examined the relationship between economic complexity and the Legatum Prosperity Index to discern the relationship between the two, as shown in the Figure (5). In the figure, the size of the circles is representative of the size of a country's GDP. The relationship between the ECI and the Legatum Prosperity Index is stronger than that of the ECI and GDP. This relationship indicates that increased economic complexity will not only increase GDP, but also the overall prosperity of a country.



Table (1): Economic Complexity Index for all countries

Ranking	Country	ECI
1	Japan	2.25194
2	Switzerland	2.10293
3	Germany	2.0524
4	Sweden	1.89131
5	United States	1.79957
6	South Korea	1.73873
7	Finland	1.73525
8	Singapore	1.7334
9	Czech Republic	1.70339
10	Austria	1.65234
11	United Kingdom	1.60127
12	Slovenia	1.49993
13	France	1.45935
14	Hungary	1.43209
15	Netherlands	1.36625
16	Slovakia	1.35285
17	Ireland	1.32139
18	Denmark	1.26193
19	Israel	1.2385
20	Mexico	1.23136
21	Norway	1.22554
22	Italy	1.20556
23	Canada	1.19725
24	Poland	1.18943
25	Malaysia	1.04336
26	Saudi Arabia	1.0189
27	Russia	0.984162
28	Spain	0.940982
29	Estonia	0.914518
30	Belarus	0.858799
31	Ukraine	0.814067
32	Brazil	0.805279
33	Lithuania	0.773705
34	Latvia	0.772004
35	Croatia	0.745183
36	Thailand	0.743967
37	China	0.742188
38	Romania	0.72353

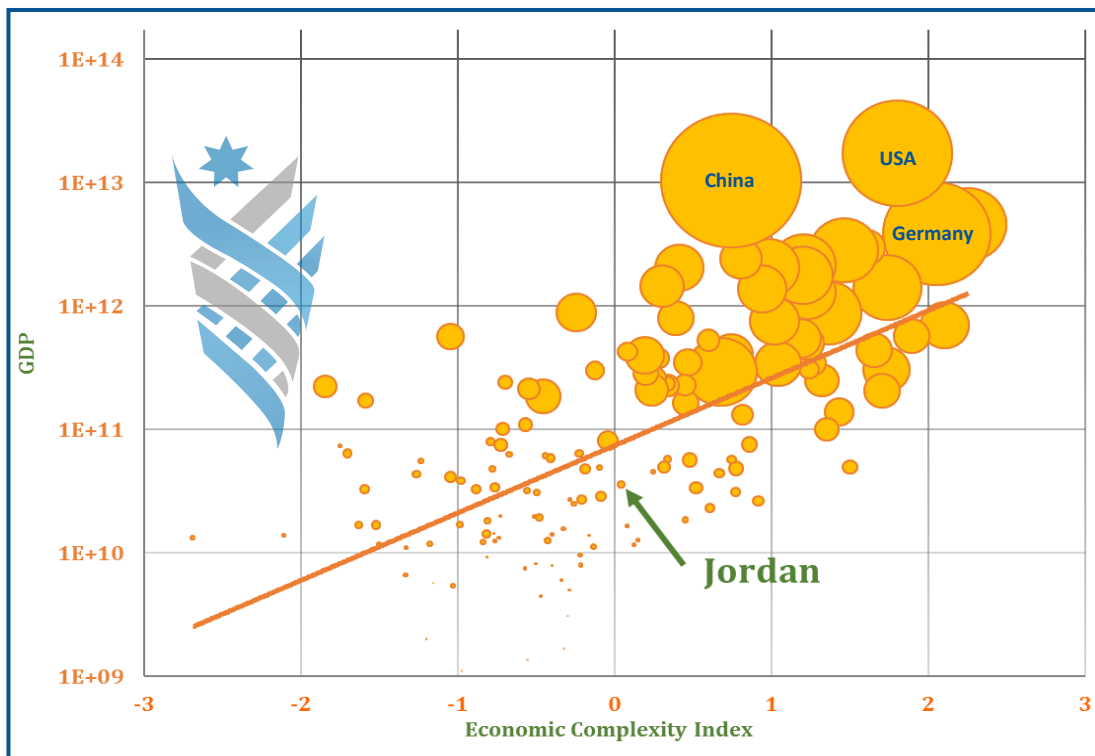
Ranking	Country	ECI
39	New Zealand	0.699382
40	Hong Kong	0.679137
41	Serbia	0.667408
42	Cyprus	0.609781
43	Argentina	0.597119
44	Bahrain	0.517242
45	Bulgaria	0.476996
46	South Africa	0.466035
47	Kuwait	0.452496
48	Bosnia and Herzegovina	0.450454
49	Portugal	0.44624
50	India	0.411383
51	Turkey	0.3911
52	Kazakhstan	0.340543
53	Uruguay	0.338909
54	Greece	0.337224
55	Costa Rica	0.316204
56	Australia	0.301461
57	Colombia	0.279122
58	Chile	0.252355
59	Lebanon	0.245544
60	Qatar	0.236012
61	Philippines	0.199723
62	United Arab Emirates	0.192732
63	Palestine	0.147783
64	Armenia	0.123615
65	Iran	0.0812974
66	Georgia	0.0785398
67	Jordan	0.0405787
68	Oman	-0.045465
69	Trinidad and Tobago	-0.0877829
70	Panama	-0.0977279
71	Egypt	-0.126648
72	Macedonia	-0.134841
73	Jamaica	-0.163901
74	Tunisia	-0.186732
75	Zambia	-0.210456
76	Moldova	-0.218978

Table (1): Economic Complexity Index for all countries

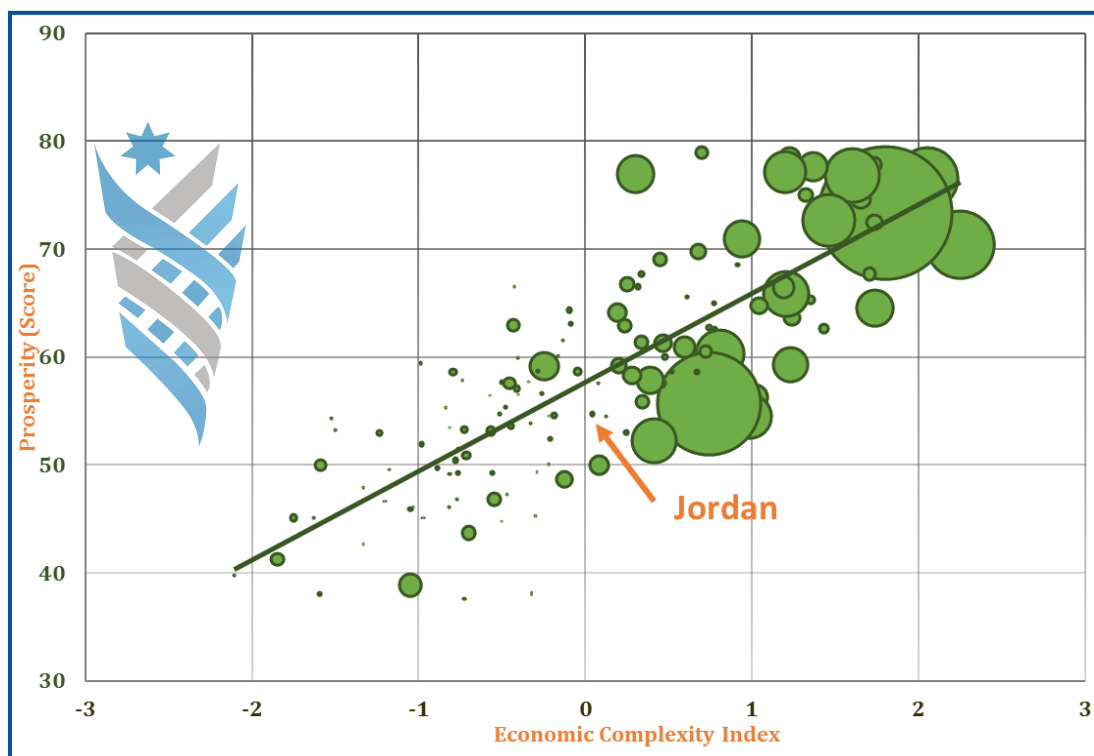
Ranking	Country	ECI
77	Benin	-0.22005
78	Dominican Republic	-0.226679
79	Indonesia	-0.244912
80	El Salvador	-0.262277
81	Uganda	-0.285833
82	Sierra Leone	-0.29103
83	Burundi	-0.300173
84	Central African Republic	-0.322383
85	Senegal	-0.326711
86	Malawi	-0.340386
87	Rwanda	-0.39933
88	Zimbabwe	-0.402261
89	Guatemala	-0.4113
90	Mauritius	-0.426248
91	Peru	-0.430732
92	Kenya	-0.445156
93	Vietnam	-0.456109
94	Gambia	-0.465798
95	Togo	-0.470926
96	Honduras	-0.480029
97	Paraguay	-0.498507
98	Niger	-0.502393
99	Nepal	-0.512065
100	Algeria	-0.545093
101	Timor-Leste	-0.556843
102	Cameroon	-0.559223
103	Morocco	-0.568788
104	Kyrgyzstan	-0.572117
105	Uzbekistan	-0.671965
106	Pakistan	-0.699765
107	Ecuador	-0.713297
108	Azerbaijan	-0.726658
109	Afghanistan	-0.72721
110	Albania	-0.737567
111	Burkina Faso	-0.762086
112	Cote d'Ivoire	-0.764889
113	Mali	-0.770243
114	Tanzania	-0.778237

Ranking	Country	ECI
115	Sri Lanka	-0.792478
116	Gabon	-0.812722
117	Tajikistan	-0.813644
118	Republic of the Congo	-0.818446
119	Mongolia	-0.837957
120	Bolivia	-0.885282
121	Guinea-Bissau	-0.974631
122	Ghana	-0.981199
123	Mozambique	-0.986668
124	Mauritania	-1.03163
125	Nigeria	-1.04764
126	Libya	-1.04807
127	Somalia	-1.15563
128	Nicaragua	-1.17739
129	Liberia	-1.20128
130	Ethiopia	-1.23544
131	Turkmenistan	-1.26425
132	Madagascar	-1.33092
133	Guinea	-1.33293
134	Laos	-1.50119
135	Cambodia	-1.52207
136	Bangladesh	-1.58704
137	Democratic Republic of the Congo	-1.59501
138	Papua New Guinea	-1.6304
139	Haiti	-1.69206
140	Burma	-1.70377
141	Sudan	-1.752
142	Iraq	-1.84494
143	Chad	-2.10728
144	South Sudan	-2.68925

Figure(4): The relationship between Economic Complexity Index, GDP and the countries export value



Figure(5): The relationship between Economic Complexity index, GDP and Prosperity



### 3-2 The importance of Economic Complexity Index in projecting future economic growth rates for countries

The relationship between Economic Complexity and GDP per capita is not a perfect relationship. Furthermore, it may be found that countries with the same level of Economic Complexity may have differences in their GDP per capita. This difference is not something to be ignored, as it contains information about the future of countries' economies. Researchers at Harvard's Center for International Development used their findings to show that the diversity and sophistication of a country's exports have a key role in determining its future economic growth. The researchers developed the Growth Projection Index which measures the expected economic growth for the next 10 years for all countries. Figure (6) shows the relationship between the ECI and GDP per Capita for all countries in 2008. As can be seen in the figure, certain countries, such as India and Greece, have similar ECI scores yet have a GDP per capita that vary greatly.

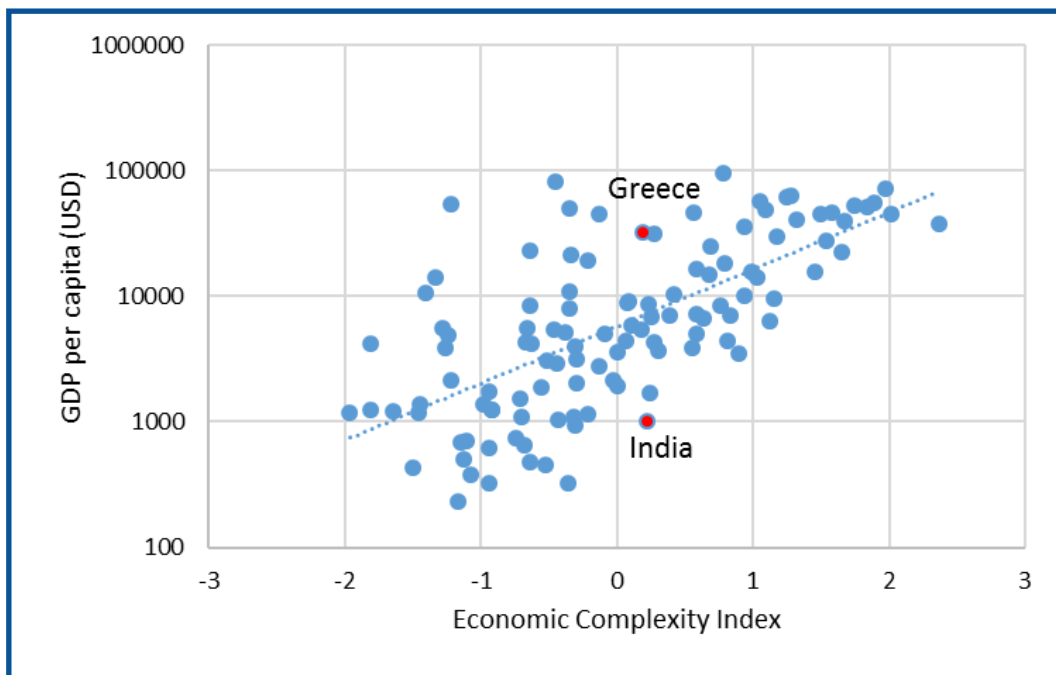
India being located below the line indicates that it possess the productive knowledge to be richer than it currently is and therefore expected to experience future economic growth. According to the Growth Projection Index, India will experience an annual growth in GDP of 7.24% for the next ten years. However, countries located above the line, such as Greece, are rich for the productive knowledge they possess and therefore may be expected to experience decelerated growth until they reach the line. According to the Growth Projection Index, Greece will experience an annual growth in GDP of 2.7% for the next ten years. Figure (7) shows the growth in GDP per Capita for both Greece and India during the 2008-2015 period. The direction in which each is heading, the GDP per capita of India is increasing while that of Greece is decreasing, is evidence of what was mentioned above.

If a closer look at the Figure (4) is taken, and taking into the consideration the relationship between GDP and economic complexity, it shows that the economic complexity of Jordan should lead to a higher GDP than what it is currently. The Growth Projection Index for 2014 ranks Jordan 16th among all countries an expected annual growth in GDP to reach 4.81% over the next ten years. This however is only possible if there is investment in the development of the productive knowledge and transitioning towards the production of more sophisticated products which will be positively reflected upon the GDP and the economic prosperity of Jordan. Table (2) shows the ranks and values for all countries in the Growth projection index for 2014.

The process associated with the advancement of productive knowledge is considered a difficult one. This is due to this knowledge being embedded in a society and not available in books or taught in schools, rather it is the result of mind and webs of interactions that arise from years of experience and therefore is considered difficult to transfer. In order for a society to produce new products, structural changes to the patterns of interaction within its institutions must be made; and the activities that facilitate the creation of new products must be expanded. Furthermore, new productive knowledge must build upon the existing productive knowledge. Hausmann states that a fast improvement in economic complexity requires new productive knowledge which generally originates from outside the country and is attained through migrations. Therefore, when a country provides the opportunity for foreign companies or immigrants to be assimilated into the national economy and thereby its production basket, the transfer of productive knowledge will be fast. Furthermore, this development must be reflected on the education system as it must focus on the expansion, diversification and specialization of the productive knowledge.

Jordan is currently faced with two opportunities to increase the complexity of its export basket. The first is the gradual transition towards the production of new products requiring similar productive knowledge to that which already exists in the country. This transition process can be considered relatively easy as it requires little new productive knowledge. The second opportunity is benefiting from the immigrants that now contribute approximately 30% of the population of the Kingdom due to their possessing of productive knowledge that could add to the diversity and complexity of the Jordanian export basket.

Figure (6): Economic Complexity Index and GDP per capita, 2008



Graph (7): Comparison of GDP per capita growth in India and Greece, 2008-2015

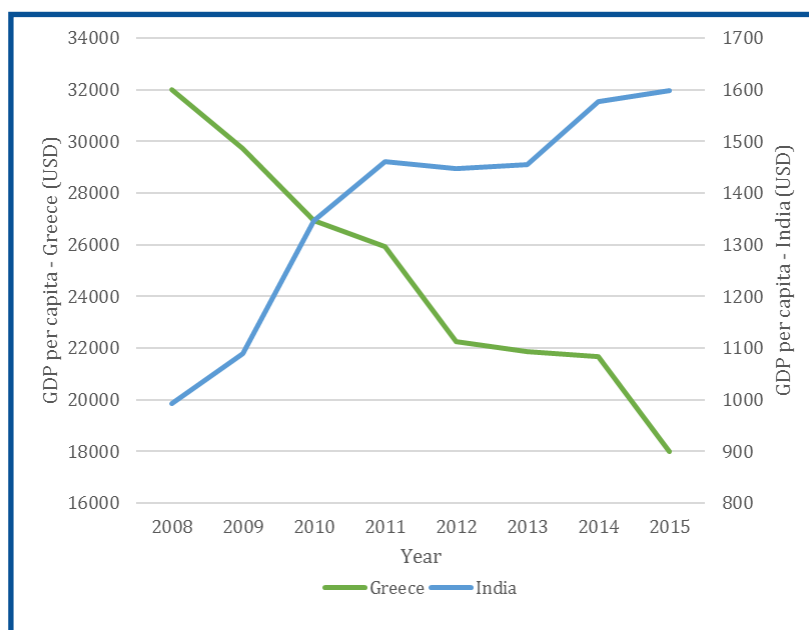


Table (2): Growth Projection Index for all countries 2014

Ranking	Country	ECI
1	India	7
2	Uganda	6
3	Kenya	6
4	Tanzania	6
5	Egypt	5.8
6	Madagascar	5.8
7	Senegal	5.8
8	Philippines	5.7
9	Malawi	5.7
10	Zambia	5.6
11	Guatemala	5.2
12	Pakistan	5.1
13	Zimbabwe	4.9
14	Malaysia	4.9
15	Indonesia	4.8
16	Jordan	4.8
17	Vietnam	4.8
18	Mali	4.7
19	Thailand	4.7
20	Turkey	4.7
21	Mozambique	4.6
22	Guinea	4.5
23	Ethiopia	4.4
24	Mexico	4.4
25	Cameroon	4.4
26	Honduras	4.3
27	China	4.3
28	Yemen	4.2
29	Ivory Coast	4.2
30	Israel	4.1
31	Kyrgyzstan	4
32	Tunisia	4
33	Ghana	3.8
34	Cambodia	3.8
35	South Korea	3.7
36	South Africa	3.7

Ranking	Country	ECI
37	Tajikistan	3.67
38	Uzbekistan	3.59
39	Sri Lanka	3.57
41	Ukraine	3.47
40	Paraguay	3.47
43	Romania	3.46
42	Spain	3.46
44	Bosnia and Herzegovina	3.44
45	Slovakia	3.42
46	El Salvador	3.4
47	Mauritania	3.39
48	Papua New Guinea	3.37
49	Brazil	3.34
50	Hungary	3.33
51	Belarus	3.3
52	Bangladesh	3.27
53	Poland	3.26
54	United Kingdom	3.22
55	Bulgaria	3.19
56	Estonia	3.18
57	Switzerland	3.12
58	Portugal	3.12
59	Czech Republic	3.11
60	Slovenia	3.11
61	Ireland	3.08
62	Nicaragua	3.08
63	Dominican Republic	3.07
64	Finland	3.05
65	Morocco	3.05
66	Nigeria	3.05
67	Lebanon	3.04
68	Colombia	3.02
69	Croatia	2.99
70	Lithuania	2.99
71	Laos	2.92
72	Costa Rica	2.91

Table (2): Growth Projection Index for all countries 2014

Ranking	Country	ECI
73	Bolivia	2.91
74	Republic of the Congo	2.91
75	Argentina	2.86
76	Greece	2.85
77	Peru	2.8
78	France	2.77
79	Latvia	2.76
80	Moldova	2.74
81	Sweden	2.73
82	Canada	2.72
83	Belgium	2.61
84	United States	2.58
85	Netherlands	2.56
86	Namibia	2.56
87	Denmark	2.5
88	Japan	2.46
89	Angola	2.39
91	Uruguay	2.32
90	Mongolia	2.32
92	Mauritius	2.26
94	Saudi Arabia	2.2
93	Kazakhstan	2.2
95	Oman	2.19
96	United Arab Emirates	2.16
97	New Zealand	2.12
98	Russia	1.96
99	Iran	1.96
100	Kuwait	1.95
101	Macedonia	1.94
102	Jamaica	1.92
103	Ecuador	1.91
104	Chile	1.89
105	Gabon	1.85
106	Turkmenistan	1.84
107	Italy	1.83
109	Georgia	1.83

Ranking	Country
108	Albania
110	Norway
111	Algeria
112	Venezuela
113	Austria
114	Azerbaijan
115	Botswana
116	Qatar
117	Australia
118	Libya
119	Cuba
120	Germany
121	Trinidad and Tobago



---

## 4. Product Space

---

Economic complexity directly affects a country's income per capita, economic growth, and prosperity. Hence, it is of the utmost importance to develop this concept into a practical model that increases the productive knowledge of a country. However, this productive knowledge is generally difficult to attain and countries lacking certain parts of the productive knowledge do not require them as the industries that utilize them do not exist. Furthermore, if these parts of the productive knowledge do become available, there will be very little demand for them due to the absence of the complementary productive knowledge. Consequently, countries tend to transition towards the manufacturing of products that require productive knowledge already present in the society.

For example, an apple exporting country will be able to also export peaches. This is because the country will have the appropriate climate and soil quality, the technological capabilities for packaging and refrigeration, and agricultural engineers that could easily transfer their previous expertise in apple production to peaches production. However, a country's experience in producing apples will not be important when taking into consideration dissimilar economic activities such as mining, garment production, or the manufacture of electrical appliances.

There are a number of factors that are difficult to identify that have an effect on the proximity between products and the similarity between the required productive knowledge for each; this necessitated the development of a simple method that measures the similarity. Consequently, Product Space Theory studied all exported products to identify the probability a country exporting Product A if it exports Product B. This allowed for Product Space to identify the similarity between products in regards to the required productive knowledge. This further allowed for the building of a network that links the products with a high probability to be exported with products connected to them and already exported by a country.


Through the study of the Product Space of each country, the products that it exports may be identified. The starting position of a country on the Product Space is indicative of the level of diversity of the productive knowledge it possesses, as well the proximity of this productive knowledge with that required for the production of new products. This represents the capacity of the country to diversify its products and transition towards the production and export of new and more sophisticated products.

Figure (8) provides a general view of product space in which the size of each point correlates with the comparative advantage that a country possesses in producing this product; the greater the comparative advantage, the greater the size of its point. The lines connect products that have a high probability of being exported together. In other words, products that require similar productive knowledge and capabilities are linked together. Similar products have been compiled together in different color coded sectors. Product Space is composed of the spine (center) and the fringes, whereby products with the highest sophistication are concentrated in the center. For example, Instruments, Electronics and Chemical Products Sectors are more concentrated than the Vegetable Sectors due to their significantly higher sophistication.

On the other hand, the connections are not spread equally between various products; whereby the connections are numerous in the spine, while in the fringes the opposite is true. The products located near the spine of Product Space are those with higher levels of sophistication which require the assimilation of numerous activities and productive capabilities to produce. This entails that there are numerous similar products that may be produced due to their high connectivity.



Figure(8): General view of Product Space



The Atlas of Economic Complexity states that countries with a high level and those with a low level of Economic Complexity will both face difficulties in transitioning towards new products. Countries with a low level of Economic complexity manufacture products with few connections located on the fringes of the Product Space; while countries with high levels of Economic Complexity generally cover the majority of the Product Space and therefore have few options in regards to new products unless it is through innovation.

Countries with an intermediate level of complexity differ largely in the opportunities that they can create depending on the location of the country within the product space. Jordan is considered to be a country that possesses high opportunity to increase its economic complexity.

This study was conducted in order to identify ways to enhance the economic complexity of Jordan. JSF studied Jordan's present position in the product Space in order to know which of the current products are the more sophisticated, as they should be the ones focused upon.

Furthermore, the study of the Product Space was conducted in order to identify what paths Jordanian industry should follow in order to diversify the export basket and transition towards the manufacture of new more sophisticated products.

Product space is built upon the proximity of products. There are various factors that influence the proximity of products. For example, Leamer emphasizes the importance of factors of production in a broad sense such as labor, land and physical capital; “Lall” emphasizes technological sophistication and “Rodrik” emphasizes the role of institutions in the production process. All these factors attempt to understand what makes products, ignoring small differences in the production process, technological advancements and quality of institutions between similar products. Product Space depends on the output of the production process by assuming that products requiring similar inputs (according to aforementioned factors) will be produced together; while the probability of producing non-similar products lessens.

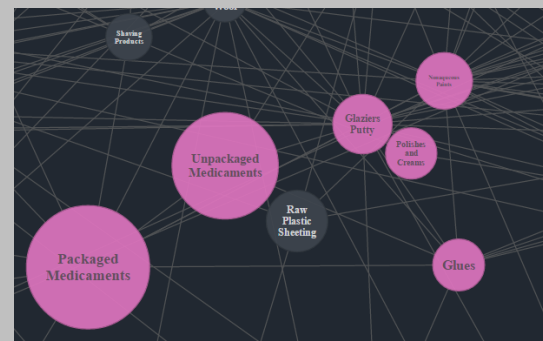
To examine the relationship between different products and the distance metric between them, we must disregard marginalized products and emphasize the competitive exported products. In this study we use the concept of revealed comparative advantage suggested by Balassa, which proposes that a country (x) has a comparative advantage in producing product (y) if the products share of total exports exceeds the products share of total world exports, as such:

$$RCA_{jk} = \frac{X_{jk} / \sum_{jk} X_{jk}}{\sum_j X_{jk} / \sum_j \sum_k X_{jk}}$$

By utilizing this definition of comparative advantage, we are able to set a threshold for a country’s exports. As such, Jordan is an effective exporter of a specific product if the comparative advantage of this product exceeds 1. In other words, Jordan is an effective exporter of this product if the ratio of exports of this product from total Jordanian exports to world

exports is equal to or greater than To calculate the proximity between product (m1) and product (m2), the number of countries that export product (m1) with an RCA>1 that export product (m2) with an RCA>1 are compared. Simultaneously, the number of countries that export product (m2) with an RCA>1 is compared with the number of countries that export product (m1) with an RCA>1. The lesser of the probabilities is taken as the probability of exporting product (m1) while exporting product (m2) is not equal to the probability of exporting product (m2) while exporting product (m1). Therefore, the lesser of the probabilities is taken.

Graph (9): A sample of Chemical products exported by Jordan, 2014



Graph (10): A sample of Vegetable products exported by Jordan, 2014



## 5. Methodology

### 5-1 The level of Sophistication

The Product Space analysis utilized the four-digit Harmonized System classification to classify products. This is an international classification developed by the World Customs Organization. The HS classification is organized into 21 sections. These sections are then divided into 97 chapters, which are also subdivided into 1241 titles and further subdivided into 5113 subtitles. Given that JSF's goal is to provide up to date information for policy makers, the most recent Product Space values (2014) were used.

The aim of JSF in conducting this study is to build upon the existing productive knowledge of Jordanian industry. The study is divided into two phases. The first phase (the current) addresses current exports with a high level of sophistication as these exports contribute to raising the level of Economic Complexity of Jordan and therefore must be focused upon.

The second phase will address new products not currently produced or exported in Jordan. These new products will be evaluated according to their level of sophistication and their consequent contribution in raising the Economic Complexity of Jordan; furthermore, the new products will be evaluated according to the proximity of the required knowledge to the current productive knowledge of Jordanian industry. The proximity of these products to the current productive knowledge provides the level of ease with which Jordanian industry can transition towards their production.

In conducting the study, JSF utilized domestic exports (not total exports as used by Product Space), entailing the products are locally produced. This signifies that the productive knowledge already exists in Jordan and therefore expanding the manufacture of these products would be an easy objective to meet. Increasing the exports of these products will enhance Jordan's competitiveness as well as increasing its economic complexity as they are the more sophisticated products manufactured locally.

Furthermore, increasing the amounts produced and exported will lead to an increase in the efficiency of local industries, which must meet international quality standards in order to be competitive in international markets. The importance of reaching global markets has been amplified by the current regional turmoil and the consequent need to be less reliant on regional markets as destinations for Jordanian products. Furthermore, the more profitable opportunities afforded to investors by products of higher sophistication must be noted.

To calculate the quality of exports, the estimated value added, and the return a specific product has on the national economy, **product sophistication** is used. When countries export a good, they indirectly reveal their productivity level; consequently, the exports from richer countries will have properties that will allow other high wage earning producers to compete. Hence, the average GDP of countries that produce a certain product will provide us with a holistic picture of the properties of a product and its value added. Therefore, the level of sophistication of a product measures the weighted average of GDP per capita for each of the countries that export it around the world; whereby each country is weighted according to its share of total world exports. Therefore, when a country transitions towards the manufacture of products with higher levels of sophistication, it will work on gradually building its productive knowledge to increase its economic complexity and buttress its presence in the world market. Refer to Annex (2) for a more detailed study of sophistication and how it is calculated.

The analysis provides an overview of each of the 20 sectors in Jordan (according to the HS classification) and includes their exports, imports, and development in previous years. Furthermore, the analysis identifies the five most sophisticated products in each sector and an analysis of the world market and Jordan share of it, as well as the top importers worldwide which represent potential markets for Jordanian goods. The focus of the analysis on the five products with the highest sophistication in each sector does not mean the other products are unimportant; however, the analysis highlighted the top five products as the easiest path towards increasing economic complexity and prosperity. Annex (1) organizes all products manufactured locally and exported domestically according to their level of sophistication.

### **Jordan's industry sectors classified according to the 4-Digits harmonized system:**

1. Live animals and animal products sector
2. Vegetable products sector
3. Animal or vegetable fats and oils and their cleavage products sector
4. Prepared Foodstuffs sector
5. Mineral products sector
6. Products of the chemical or allied industries sector
7. Plastics and rubber and articles thereof sector
8. Raw animal hides and articles thereof sector
9. Wood and articles of wood sector
10. Paper and paperboard and articles thereof sector
11. Textiles sector
12. Footwear and headwear sector
13. Stone and glass sector
14. Stone and precious metals sector
15. Base metals sector
16. Machinery and mechanical appliances
17. Transport equipment sector
18. Instruments sector
19. Miscellaneous manufactured articles sector
20. Works of arts and antiques sector

## 6. Analysis

### 6-1 Economic Complexity and the Jordanian Product Space

Jordan's economic complexity, as per the ECI, has varied greatly in the 1964-2014 period. Jordan's highest ranking throughout the period was 15 in 1976; however the highest value was 1.134 in 1978. Since that year, Jordan's ranking has fallen to 67 with the lowest ECI value (0.041) being recorded in 2014. Figure (11) below shows Jordan's ECI value (blue) and its ranking (orange) for the 1964-2014 period.

In addition to the relationship between the ECI and Legatum Prosperity Index which was discussed in Section 2, the research team has examined the relationship between Jordan Prosperity Index (published by JSF) and the ECI. There is a clear relationship

between the two indices for the (2007-2013) period. Due to the holistic nature of the JICI that takes into account income levels, living conditions, and the development of the human capital, the impact of the increase of economic complexity on the living conditions of Jordanians is clear.

Growth Projection Index previously discussed expects an average annual economic growth by 4.81% for Jordan in the next ten years. Table (2) shows this Index's values for all the countries.

Figure (11): Jordan's ECI score and rank 1964-2014

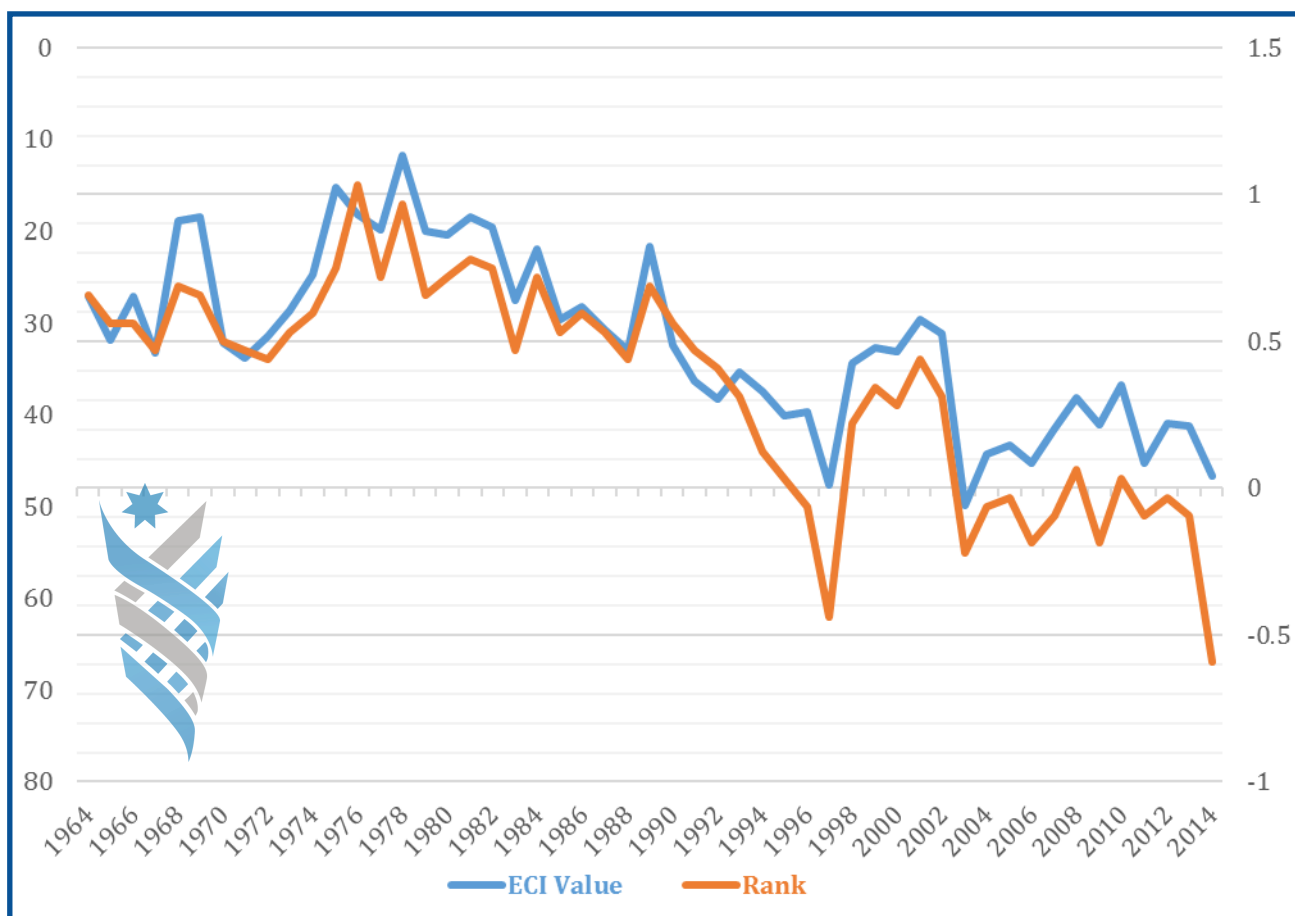
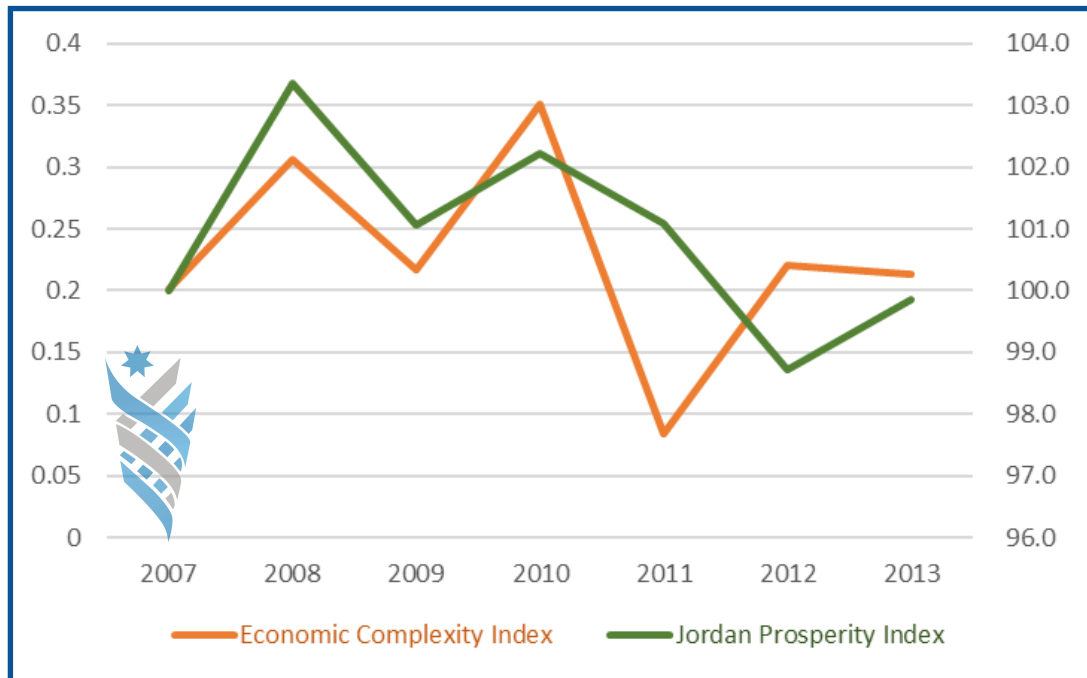
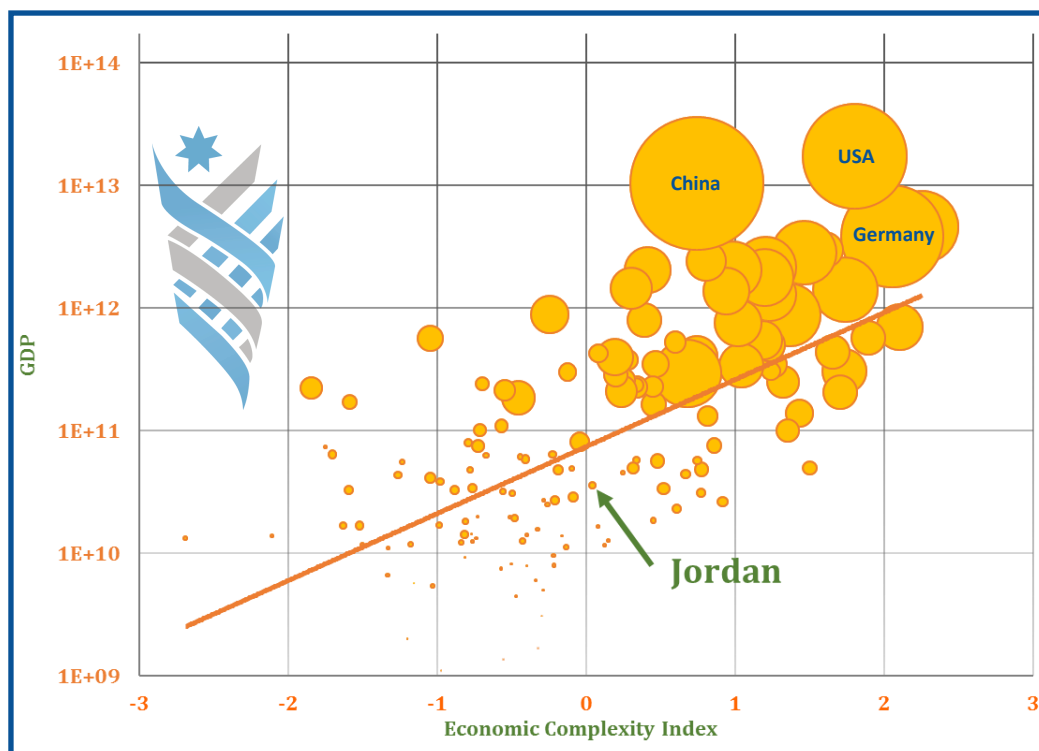




Figure (12): The Relationship between ECI and the Jordan Prosperity Index



Figure(13): The relationship between Economic Complexity, GDP and Total Exports, 2014



Jordan's Product space shows that there are 972 products exported by the Kingdom, however the number of products and their values as shown in Product Space reflect total exports (as per the BACI methodology which is dependent on UNCTAD data), which include domestic exports and re-exports. JSF utilized DOS domestic export data for 2014 to conduct the analysis to circumvent this problem as the focus of the study of the study is on the Jordanian productive knowledge, hence exports produced in Jordan. Consequently, the use of domestic export data provided a true measure of productive knowledge and capabilities available in Jordan.

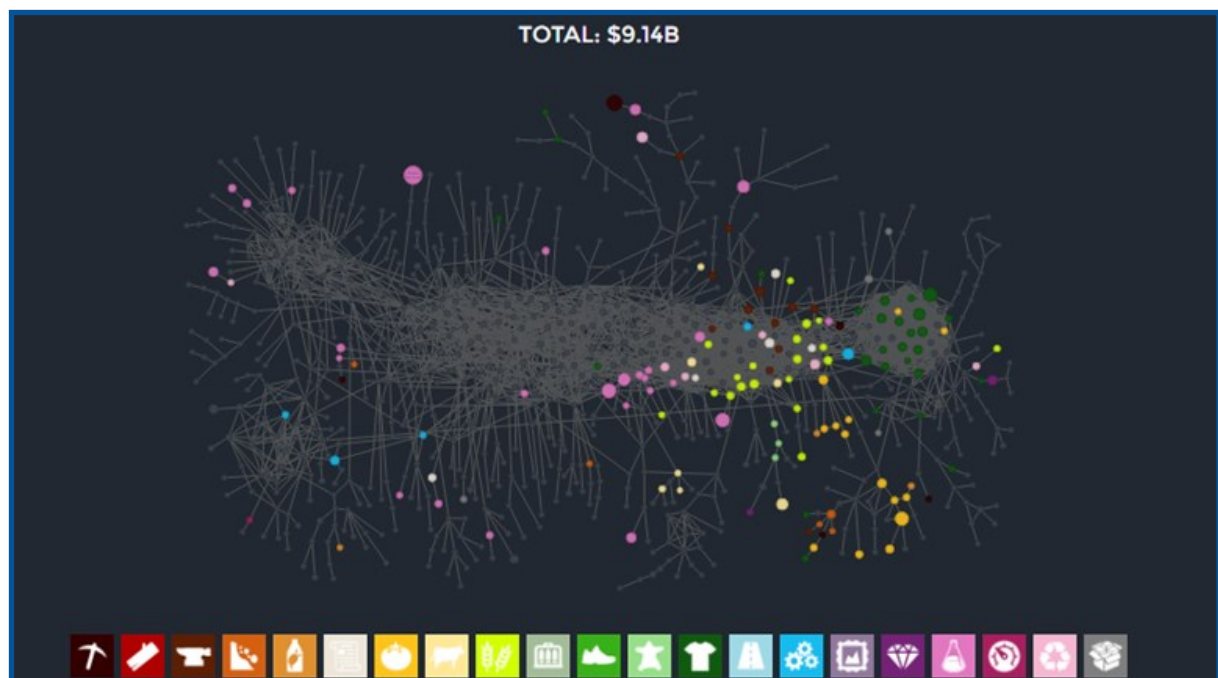
The average sophistication of the Jordanian domestic export basket is 9610, while the average sophistication of Japan's is 18117, Germany's is 17781, while Egypt's and Morocco's are 11164 and 8704 respectively.

Figure(14) shows Jordan's Product Space on which it may be noted that the products for which Jordan has a relative comparative advantage are concentrated on the right side of the Product Space (which are the circles that are color coded according to the sector).

The main product groups include, but are not limited to, Textiles (which contributes USD 1.42 billion and represented by the green dots), Vegetables (contributes USD 751 million and is represented by the yellow dot on the right), and Food industries (contributes USD 460 million). The Electronic Instruments and Transport sectors are concentrated in the spine of Jordan's Product Space with contributions to total exports of USD 601 million and USD 114 million respectively.

Jordan's concentration on sectors like the Textiles and Vegetables sectors explains the decrease of Jordan's score in the ECI despite the increase in the volume and value of these exports. This is due to the average sophistication of Jordan's Textile sector being 4945, which is far less than the average sophistication of Jordan's export basket of 9610. This means that one of Jordan's most important exports, contributing 19.9% of domestic exports, is of the least sophisticated sectors.

Figure (14): Jordan's Product Space



Consequently, the focus on this sector will not lead to either the required prosperity or required economic growth. If Jordan wants to stimulate economic growth, it should do so through developing more sophisticated products, as those products of lesser sophistication will not impact the per capita income of the prosperity of the country greatly. Furthermore, if Jordan wasn't to stimulate economic growth it must make the transition towards the sectors concentrated at the spine of Product Space.

It is worth noting that the concentration of Jordan on the products on the fringes of Product Space takes away from its ability to manufacture new products due to the low connectivity of these products. For example, Potassic Fertilizers constitutes Jordan's largest export with a value reaching USD 938 million. Potassic Fertilizers can be found in the left sided corner of product space. There are no other products connected to Potassic Fertilizers that may be produced with a comparative advantage. Consequently, the focus must be on those exports of Jordan located on the spine of the product space as they not only increase economic complexity, but are the basis for moving into the production and export of new more sophisticated products that require similar productive knowledge. This will stimulate future economic development in Jordan.

Furthermore, if the Chemicals sector is considered, it can be seen that there are large number of highly sophisticated produced and exported by Jordan. Furthermore, it shows that 'Mineral or Chemical Fertilizers, Phosphatic' has a sophistication of 905, which is much less than average sophistication of the export basket and consequently provides little value added in its current form and should be developed in order to increase its sophistication .

The importance of products being located in the spine of the product space is twofold:

1. This are is highly connected. Therefore, if a product of these is produced with a comparative advantage, then there are numerous opportunities to produce other products.

2. This area has a high economic complexity; therefore producing products with a comparative advantage in it will increase the economic complexity of Jordan.

If the Product Space of Jordan was compared to that of an industrially developed country such as Turkey, as shown in Figure (15), it may be seen that the industrially developed country is much more diverse in terms of products and that the majority of the areas of the its Product Space are covered; furthermore, the majority of the products are located near the spine. In looking at the Product Space of country such as Germany, as shown in Figure (16), it can be observed that the spine is heavily populated by a diverse number of products as well, mainly from machinery, tools, and other highly sophisticated products (blue dots). Furthermore, these products have a large number of connections. Both of these factors lead to a high economic complexity and the consequent advanced position of the country in the ECI. Germany's Product Space shows that the country does not produce (and export) much in terms of textiles (far right) and agricultural products as these two sectors are considered to have a low economic complexity.

In order for Jordan to make the transition towards the manufacture of new and more sophisticated products it must attain new productive knowledge. This must be done through building upon the current productive knowledge of Jordanian industries and utilizing to improve the economic structure of the country through the focus on the more sophisticated of the current products, and transitioning towards the manufacture of new and sophisticated products that require similar productive to that already present in the country. Furthermore, as Rodrick stated, the role of strong and robust institutions has a direct effect on the development of products. Consequently, Jordan must support these institutions in order to increase its economic complexity.



Section 6-3 provides an analysis of domestic exports by sector, level of sophistication, and the export value. Furthermore, any person interested in producing and exporting any of these products may refer to this analysis for clarification on the importance of the product and the opportunity it provides. This analysis also provide important information for decision-makers and those responsible for the promotion of investment in the industrial sector, the contribution of each product in the increasing complexity of Jordanian exports based on evidence and proof that this product will improve the degree of complexity of the export basket and thus prosperity and GDP. Furthermore, utilizing economic complexity as a metric, decision-makers can provide incentives to encourage investment in the production of products with a higher complexity than the average complexity of the Jordanian export basket.

Figure (15): Turkey's Product Space

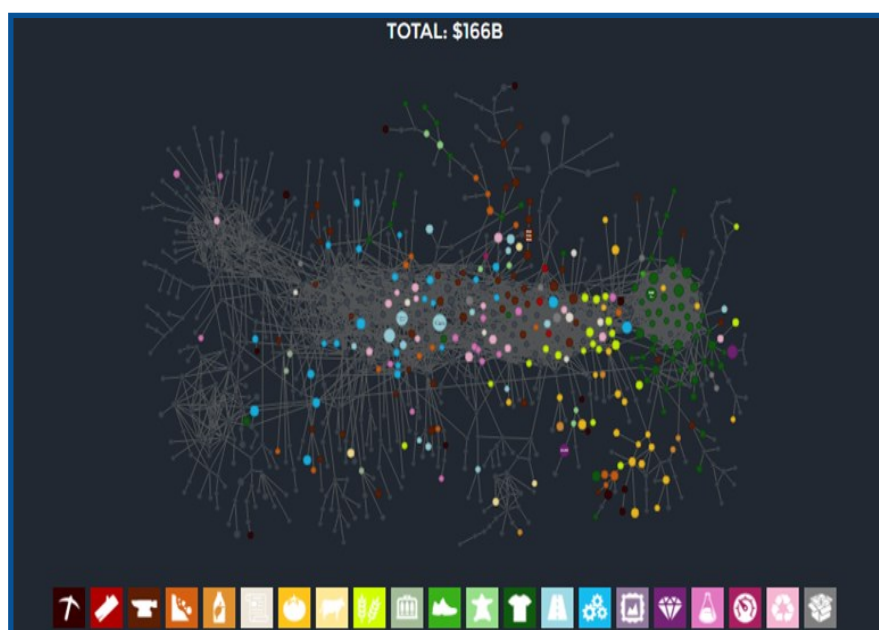
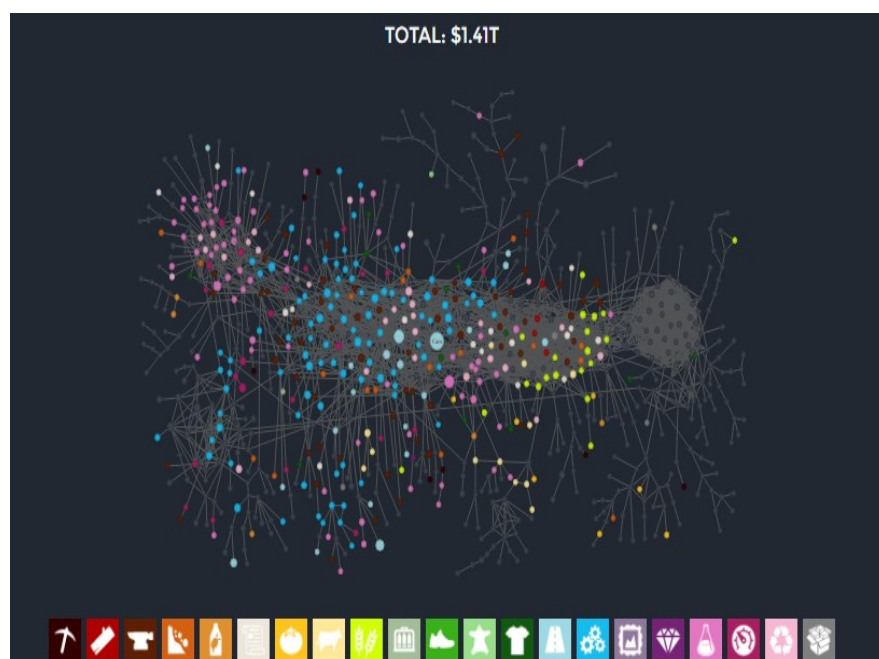


Figure (16): Germany's Product Space



## 6-2 Export opportunities to Europe

JSF has studied the products included in the relaxed rules of origin decision, while taking into consideration economic complexity, in order to discern which products possess the highest level of sophistication. The relaxing of the rules of origin represents a great opportunity for Jordan in making use of the advantages already provided by the trade agreement between the EU and Jordan. These include the lack of customs fees, the lack of limits on the quantities of most products, as well as benefitting from the efforts of the Government in promoting the products through the involvement in major trade shows abroad. Furthermore, there must be an increase in the quality and diversification of Jordanian products in order for Jordanian industries to be able to compete in European markets. The European markets may be viewed as a stepping stone in regards to accessing even more international markets.

JSF analysis yielded remarkable results when examining the intersection between the most important products within the Jordanian Product Space and groups of fifty-products covered by the relaxing rules of origin decision. From among the top five products in each sector (96 in all), there were 57 included in the ROO Decision. Furthermore, there are a total of 407 current products included in the Decision. Part two of the analysis provides all the products currently produced in Jordan and included in the ROO Decision, as well as the products with highest sophistication (top 5 products) that are included in the Decision. Based on these findings, JSF recommends that there be a focus on the products with a higher sophistication that will directly increase the economic complexity of the export basket and have an impact in regards to decreasing unemployment, which is considered a main challenge faced by the Kingdom; this challenge in regards to unemployment is especially true in the densely populated areas in which the development and industrial zones are located. Furthermore, it will attract both local and international investment and will facilitate the technology transfer. All this will lead to the fair distribution of the benefits of development.

### Relaxing rules of Origin Decision

The London Conference was held on the February 4, 2016 with the aim of providing assistance to those affected by the Syrian Crisis, especially to those countries hosting refugees. Discussions were held over what measures were to be taken to enable these host countries to bear the pressures caused by the provision humanitarian aid and relief; and how best to provide long-term funding solutions for these countries. Perhaps the most important output of the conference from Jordan's perspective was the relaxing of the rules of origin with the European Union which led to the percentage on non-originating material that can be used by manufacturers is increased from 40% to 70% for eighteen industrial and industrial zones and 50 product classifications groups. The following are the development and industrial zones able to make use of the new ROOs: Alhussein Bin Abdullah II Industrial City, Aljeeza Industrial Area, Alqastal Industrial Area, Al Tajamuat Industrial City, Dulail Industrial City, Irbid Development Zone and Irbid Alhassan Industrial City, King Abdullah II Bin Alhussein City, King Hussein Bin Talal Development Zone, Ma'an Development Zone, Marka Industrial Area and Muwaqqar Industrial City.

## 6-3 Analysis of Jordanian Exports

JSF identified the sophistication of each of the twenty addressed sectors and the 581 products currently produced and exported by them. The sophistication of the products was identified in order to identify the products that will increase Jordan's Economic complexity and its prosperity. An analysis of the Jordanian Economy and the role of industrial exports in its growth is provided in Annex (3).

The analysis conducted by JSF included the total exports (utilizing Product Space data), domestic exports (utilizing Department of Statistics data), the total value of international exports of each sector, and the value of Jordanian exports and imports of each the sectors and its development over the years.

Furthermore, the analysis identifies the five most sophisticated products in each sector and lists the top importers of these products

from Jordan, as well as the top importers world wide which represent potential markets for Jordanian goods.

The focus of the analysis on the five products with the highest sophistication in each sector does not mean the other products are unimportant; however, the analysis highlighted the top five products as the easiest path towards increasing economic complexity and prosperity. Annex (1) provides all products manufactured locally and exported organized according to the level of sophistication. The following table lists each of the twenty addressed sectors along with the value of their domestic exports and imports, the number of products in each sectors, and the average sophistication for these products. The average sophistication was utilized as it provides an overview of the value of the sector in regards to Economic Complexity.

Table (3): Jordan Industry Sectors, 2014

Industry Sectors	Domestic Exports (USD)	Imports (USD)	Number of current products	Average level of sophistication
Total	7,245,711,103	14,814,794,222	581	9610
Live animals and animal products sector	265,773,571	999,098,332	19	4939
Vegetable products sector	770,404,776	1,711,041,946	38	6639
Animal and vegetable bi-products	11,281,857	191,406,908	8	7880
Prepared Foodstuffs sector	447,814,395	1,327,584,228	34	11258
Mineral products sector	518,969,270	6,274,152,264	21	1160
Chemical products sector	2,326,132,844	1,585,497,015	76	13324
Plastics and rubber sector	287,119,428	998,171,061	28	13191
Raw animal hides sector	7,296,846	31,818,339	11	10067
Wood and articles of wood sector	10,156,980	226,884,690	16	15615
Paper and paperboard sector	206,913,749	440,907,725	28	12002
Textiles sector	1,350,783,855	1,262,762,862	63	4945
Footwear and headwear sector	1,635,676	69,600,784	8	6751
Stone and glass sector	68,817,389	358,593,727	31	7313
Stone and precious metals sector	138,450,501	740,297,337	4	12823
Base metals sector	381,586,573	1,561,550,817	89	12446
Machinery and mechanical appliances	343,377,968	2,445,122,295	71	10453
Transport equipment sector	17,705,582	1,727,193,961	8	15144
Instruments sector	1,084,850	294,707,932	8	17200
Miscellaneous manufactures article	90,139,160	331,249,949	18	11373
Works of arts and antiques sector	265,833	440,473	2	8213

## 7. Findings & Recommendations

1. According to the theory of Economic Complexity, the ECI of any country is proportional to the level of sophistication of the country's export basket.
2. There is a direct correlation between the Economic Complexity Index (ECI), GDP, and prosperity worldwide. The relationship is evident when applied to Jordan through the Jordan Prosperity Index; the higher the ECI, the higher Jordan's Prosperity Index. The Jordan Prosperity Index is released annually by JSF and attempts to capture the state of well-being of Jordanians from an economic, environmental, and social perspective.
3. Despite the various attempts to improve and enhance the industrial sector in Jordan, the country's ECI has plummeted from 1.134 in 1978 (ranked 17<sup>th</sup> amongst 102 countries) to 0.041 in 2014 (ranked 67<sup>th</sup> amongst 144 countries).
4. Jordan managed to achieve such a high rank in 1978 despite the scarcity of natural resources. Therefore, it should be possible for Jordan to improve its economic situation and current standing amongst other countries.
5. According to the Economic Complexity Theory, there is a direct relation between the Economic Complexity Index and the diversity and sophistication of a country's export basket. The average level of sophistication for the Jordanian export basket has reached 9,610 in 2014 with a total number of 581 products domestically exported.
6. Jordan's focus on sectors like the textiles and vegetable products is the reason behind the drop in Jordan's ECI. Although the two mentioned sectors are two of the biggest contributors to Jordan's domestic exports, it is evident through their low levels of sophistication that they are negatively affecting Jordan's economic complexity.
6. In-order to increase the complexity and diversity of Jordan's export basket, Jordan must promote and support those industries of higher complexity across all sectors; which will increase the economic complexity of Jordan and therefore its GDP and prosperity.
7. This study provides vital information for the private sector, exporters associations and local chambers of commerce and industry about the opportunities available in regards to increasing economic complexity. The first part of the study focused on enhancing the current Jordanian export basket; by increasing the manufacturing and exporting of products with higher level of sophistication that Jordan currently exports. Focusing on these products will increase the complexity of Jordan's current export basket. The study also suggests that industries that produce and export scarce raw materials with low levels of sophistication should perhaps develop their products; going a step further in production, creating diversified products in order to increase the products level of sophistication as well as the complexity of the Jordanian economy.
9. The "Growth Projection index" projects economic growth for the next ten years for all countries. The projections is based on the current productive knowledge available in the country. Jordan's economic growth projection was 4.81% (ranked 16<sup>th</sup>) which suggests that there is a great opportunity for growth. This can only happen if the country capitalises on its current productive knowledge and targets products with higher sophistication which would positively reflect on Jordan's GDP.

10. Research indicates that the easiest way to increase the economic complexity of the country's export basket would be through giving foreign companies with new expertise a chance to produce new goods in the country; facilitating the knowledge transfer. Another way would include using the productive knowledge from immigrants that host countries could take advantage of in order to manufacture new products with higher value added.
11. The government plays a crucial role in directing industries that generate higher value added to the economy, while creating sustainable growth by lowering their dependence on exporting natural resources and focusing on new products with higher levels of sophistication. Incentives offered to these industries by the Government are an effective method to promote investment in these industries as the risk attached to this transition is high.
12. In order to take full advantage of Jordanian economic complexity and the ensuing prosperity, there is a role to improving human capital, institutional capacities, and infrastructure. This would require strategic action from the public sector to eliminate legislative, industrial, and infrastructure barriers that may be detrimental to Jordanian exports. Specifically, the energy sources and the high production cost needs to be addressed. Additionally, it is of great importance to create a business environment that eases the procedures of starting a business and export. Entities such as Jordanian Embassies abroad also play a vital role to increase domestic exports by promoting Jordanian products abroad as well as promoting investment in Jordan. Embassies should also provide Jordanian exporters access to sufficient data to target foreign markets.

Methods to enhance the Jordanian economy are complex, yet possible. Increasing the economic complexity of Jordan would require re-vamping the structure of current industries; new forms of economic activities that would add to the economic complexity of the country must be adopted while other activities that do not efficiently and effectively make use local resources must be abandoned. Jordan Strategy Forum has published this study as an initial step that calls on the private and public sector to target their scientific research and build on this study to reach a comprehensive industrial policy that targets increasing the Economic Complexity and achieve prosperity for Jordan and its people.



---

## 8. References

---

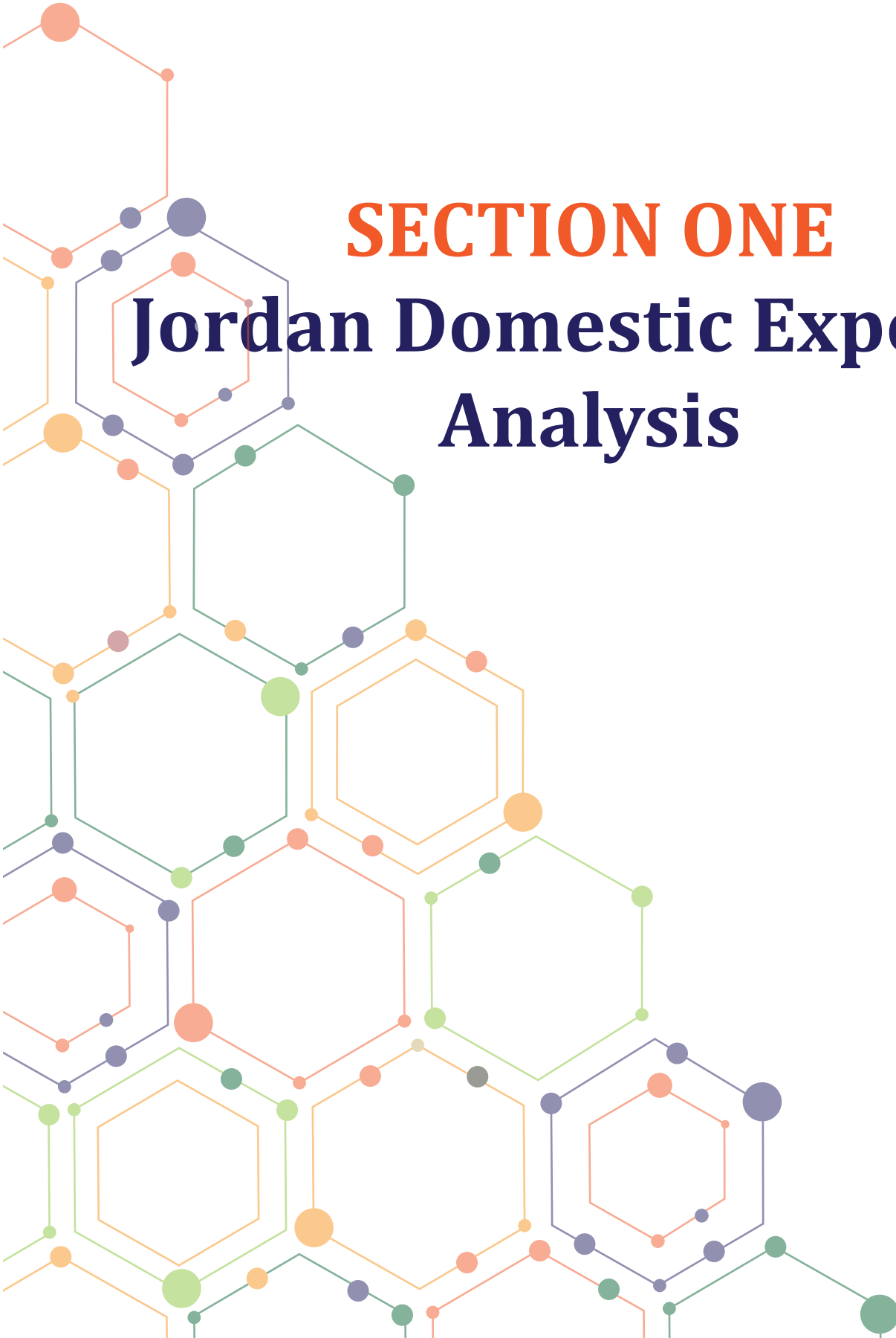
1. Abdon, A. and Felipe, J. (2011). *The product space: What does it say about the opportunities for growth and structural transformation of Sub-Saharan Africa?*. Madrid: Levi Economics Institute.
2. Bogetic, Z., Pejovic, I. and Osorio-Rodarte, I. (2013). Expanding and Diversifying Montenegro's Exports: A Product Space Analysis. *SSRN Electronic Journal*.
3. Dāvidsons, G. and Vitola, K. (2008). *Structural Transformation Of Exports In A Product Space Model*. 8th ed. Riga: Latvijas Banka.
4. Felipe, J., Kumar, U. and Abdon, A. (2010). How Rich Countries Became Rich and Why Poor Countries Remain Poor: It's the Economic Structure...Duh!. *SSRN Electronic Journal*.
5. Fortunato, P., Razo, C. and Vrolijk, K. (2015). *Operationalizing the product space*. 5th ed. Geneva: UNCTAD.
6. Hausmann, R. and Klinger, B. (2006). *Structural transformation and patterns of comparative advantage in the product space*. 5th ed. [Cambridge, Mass.]: Center for International Development at Harvard University.
7. Hausmann, Ricardo et al. *The Atlas Of Economic Complexity*. Cambridge, Mass.: Center for International Development, Harvard University, 2011. Prin
8. Hidalgo, C. (2012). Discovering East Africa's Industrial Opportunities, Papers 1203.0163, arXiv.org.
9. Jordan's Ministry of Industry, Trade Supply, (2014). Industrial statistics report For the first half of 2014. Amman: MoIT.
10. Lall, S., Weiss, J. and Zhang, J. (2005). The "sophistication" of exports: A new measure of product characteristics. *World Development*, 34(23).



منتدى الاستراتيجيات الأردني  
JORDAN STRATEGY FORUM

## SECTION ONE

# Jordan Domestic Exports Analysis



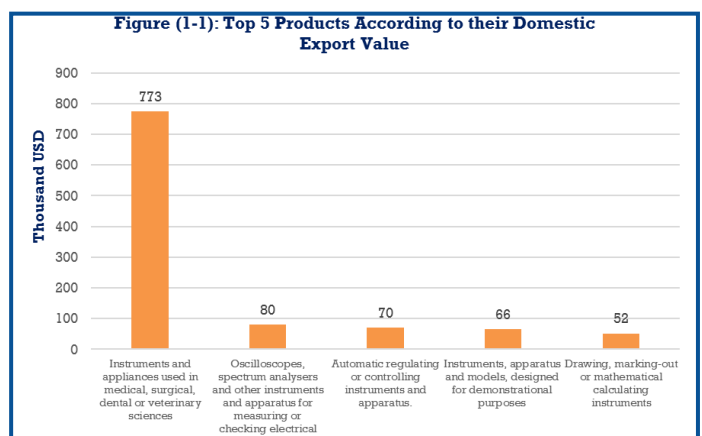
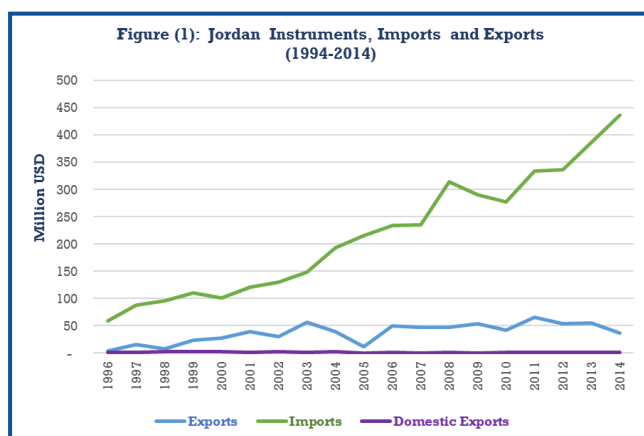
# 1. Instruments Sector

## 1.1 Introduction to Instruments Sector

The Instruments Sector accounted for approximately USD 555 billion, of which Jordan contributes USD 36.2 million, of total global exports\* in 2014. Jordanian domestic exports from this sector amounted to USD 1.08 million, which accounts for 0.01% of total domestic exports, and equal to 0.003% of GDP in 2014. However, Imports of the sector reached USD 294 million; accounting for 1.3% of total Jordanian imports. Figure (1) shows the total exports, domestic exports, and imports of the Jordanian instruments sector for 1996-2014 period. Figure (1-1) provides the five products of this sector with the highest domestic export value in 2014.

Table (1) provides the products currently being produced in the Jordanian Instruments sector ranked according to their level of sophistication;

as well as an analysis of these products of the five products with the highest sophistication. These products were identified in order to stress the importance of investing in the manufacture and export of these products due to their effect on the economic complexity of the Jordanian economy and its prosperity. The analysis includes the size of the international markets for this product as well as Jordan's contribution to them. The analysis of the international market includes a list of all countries that import this product from Jordan in 2014. Furthermore, the largest importers of these products have been identified as they represent potential markets.



\* Total Exports = Domestic Exports + Re-Exports



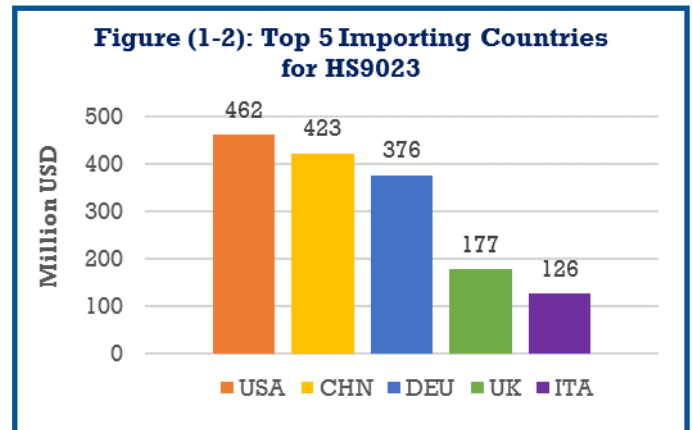
**Table (1): Domestic exports of the Instruments sector according to level of Sophistication**

HS Code	Name	Domestic Exports value USD	Imports USD	Sophistication
9023	Instruments, apparatus and models, designed for demonstrational purposes (for example, in education or exhibitions), unsuitable for other uses.	65,772	4,743,191	29301
9001	Optical fibres and optical fibre bundles; optical fibre cables other than those of heading 85.44; sheets and plates of polarising material; lenses (including contact lenses), prisms, mirrors and other optical elements, of any material, unmounted, other th	5,763	4,426,445	25078
9030	Oscilloscopes, spectrum analysers and other instruments and apparatus for measuring or checking electrical quantities, excluding meters of heading 90.28; instruments and apparatus for measuring or detecting alpha, beta, gamma, X-ray, cosmic or other ionis	79,675	5,680,663	23023
9013	Liquid crystal devices not constituting articles provided for more specifically in other headings; lasers, other than laser diodes; other optical appliances and instruments, not specified or included elsewhere in this Chapter.	34,755	519,053	22954
9017	Drawing, marking-out or mathematical calculating instruments (for example, drafting machines, pantographs, protractors, drawing sets, slide rules, disc calculators); instruments for measuring length, for use in the hand (for example, measuring rods and ta	51,860	2,235,878	21431
9032	Automatic regulating or controlling instruments and apparatus.	70,348	10,378,237	20740
9018	Instruments and appliances used in medical, surgical, dental or veterinary sciences, including scintigraphic apparatus, other electro-medical apparatus and sight-testing instruments.	773,392	123,161,568	14688
9010	Apparatus and equipment for photographic (including cinematographic) laboratories, not specified or included elsewhere in this Chapter; negatoscopes; projection screens.	3,285	631,760	7908

## 1.2 Analysis of the Top 5 Products in the Instruments Sector and their Rankings According to the Level of Sophistication

### 1 Instruments, apparatus and models, designed for demonstrational purposes. (HS Code: 9023)

Product Description	
• Sophistication	29,300
• Total global export value	2.82 USD Billion
• Jordan export value (according to Product Space)	678,000 USD
• Jordan export value (according to DOS)	65,772 USD
• Jordan export value (according to DOS) as percent of total global export value	0.02%
• Share of Jordan's total sector exports (according to DOS)	5.09%

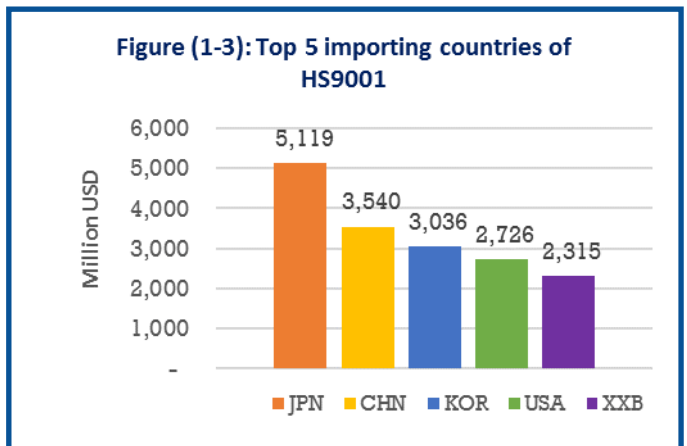


According to Product Space data, which takes into account the total exports (domestic exports and re-exports). Jordan exports this product to Libya (41%), Iraq (24%), Saudi Arabia (15%), Lebanon (5.1%) and to Palestine (3.5%)

Figure (1-6) above shows the top five importers of the product, and thereby constitute potential markets for Jordanian exports. USA is the largest importer with imports reaching

### 2 Optical fibres and optical fibres bundles (HS Code: 9001)

Product Description	
• Sophistication	25,077
• Total global export value	24.7 USD billion
• Jordan export value (according to Product Space)	151,829 USD
• Jordan export value (according to DOS)	5,672 USD
• Jordan export value (according to DOS) as percent of total global export value	0.00002%
• Share of Jordan's total sector exports (according to DOS)	0.52%



According to Product Space data, which takes into account the total exports (domestic exports and re-exports). Jordan exports this product to Israel (35%), Malaysia (18%), Palestine (12%), Libya (9.3%) and to the UAE (9.3%)

Figure (1-7) above shows the top five importers of the product in 2014, and thereby constitute potential markets for Jordanian exports. Japan is the largest importer with imports of USD 5.1 billion in 2014, followed by China with USD 3.5 billion.

### 3 Oscilloscopes, spectrum analyzers (HS Code: 9030)

Product Description	
• Sophistication	23,023
• Total global export value	21.8 USD Billion
• Jordan export value (according to Product Space)	708,264 USD
• Jordan export value (according to DOS)	79,764 USD
• Jordan export value (according to DOS) as percent of total global export value	0.0003%
• Share of Jordan's total sector exports (according to DOS)	7.38%

According to Product Space data, which takes into account the total exports (domestic exports and re-exports). Jordan exports this product to Egypt (27%), Iraq (23%), Malaysia (15%), Saudi Arabia (12%) and to Germany (12%)

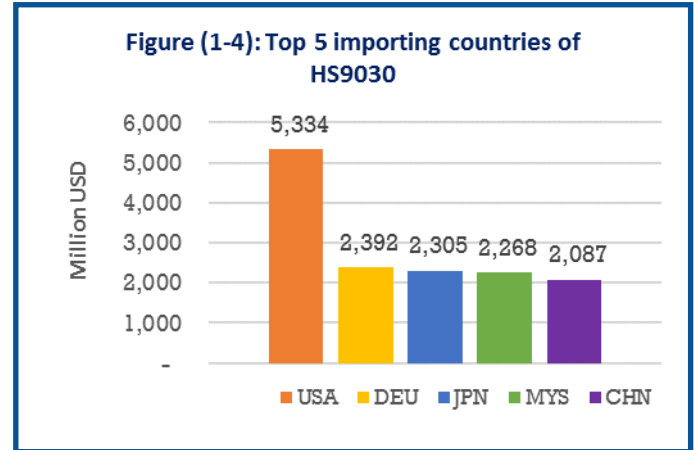


Figure (1-8) above shows the top five importers of the product, and thereby constitute potential markets for Jordanian exports. USA is the largest importer with imports reaching USD 5.3 billion in 2014, followed by Germany with USD 2.3 billion.

### 4 Liquid crystal devices. (HS Code: 9013)

Product Description	
• Sophistication	22,954
• Total global export value	43.8 USD Billion
• Jordan export value (according to Product Space)	121,791 USD
• Jordan export value (according to DOS)	34,755 USD
• Jordan export value (according to DOS) as percent of total global export value	0.00007%
• Share of Jordan's total sector exports (according to DOS)	3.2%

According to Product Space data, which takes into account the total exports (domestic exports and re-exports). Jordan exports this product to Germany (41%), Kuwait (17%), Switzerland (17%), Saudi Arabia (11%) and to Sudan (5.9%)

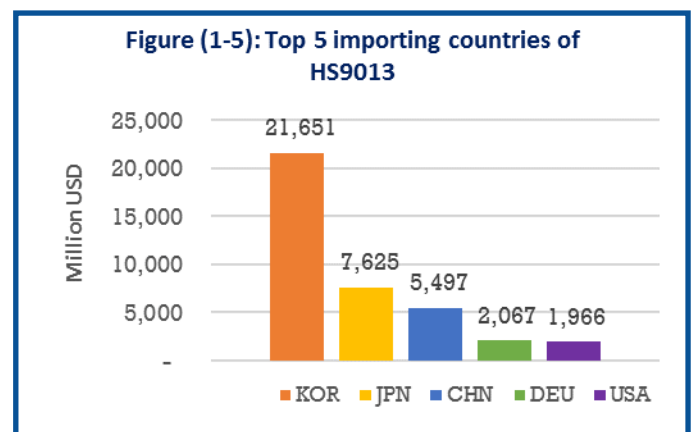


Figure (1-9) above shows the top five importers of the product, and thereby constitute potential markets for Jordanian exports. Korea is the largest importer with imports reaching USD 21.6 billion in 2014, followed by Japan with USD 7.6 billion.

## 5 Drawing, making out or mathematical calculating instruments. (HS Code: 9017)

Product Description	
• Sophistication	21,430
• Total global export value	2.29 USD Billion
• Jordan export value (according to Product Space)	81,859 USD
• Jordan export value (according to DOS)	51,859 USD
• Jordan export value (according to DOS) as percent of total global export value	0.002%
• Share of Jordan's total sector exports (according to DOS)	4.78%

According to Product Space data, which takes into account the total exports (domestic exports and re-exports). Jordan exports this product to Iraq (34%), Kuwait (22%), Germany (15%), UAE (12%) and to Afghanistan (7.3%)

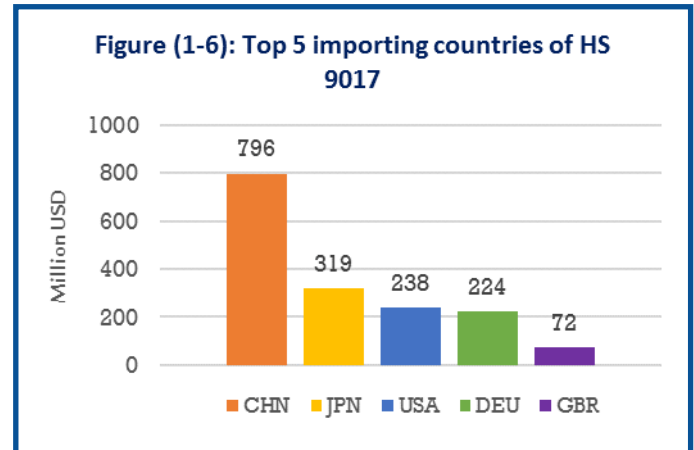


Figure (1-10) above shows the top five importers of the product, and thereby constitute potential markets for Jordanian exports. China is the largest importer with imports reaching USD 796 million in 2014, followed by Japan with USD 318 million.

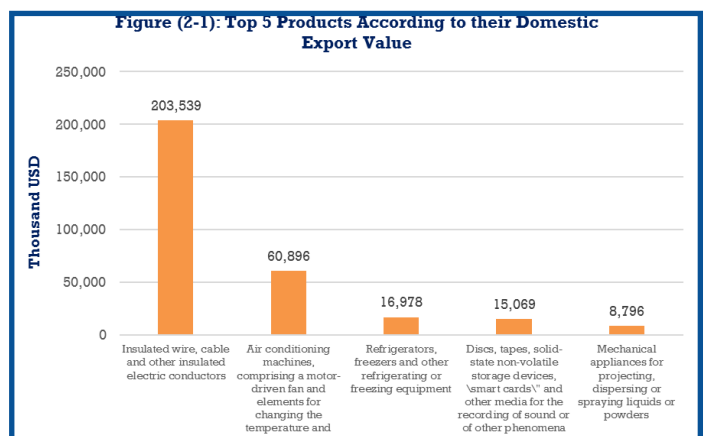
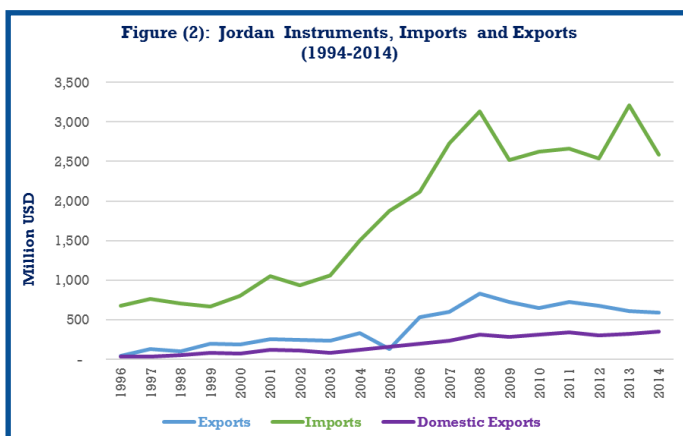
## 2. Machinery Sector

### 2.1 Introduction

The Machinery Sector accounted for approximately USD 4360 billion, of which Jordan contributes USD 586 million, of total global exports\* in 2014. Jordanian domestic exports from this sector amounted to USD 343 million, which accounts for 4.7% of total domestic exports, and equal to 0.97% of GDP in 2014. However, Imports of the sector reached USD 2.4 billion; accounting for 10.8% of total Jordanian imports. Figure (2) shows the total exports, domestic exports, and imports of the Jordanian Machinery Sector for 1996-2014 period. Figure (2-1) provides the five products of this sector with the highest domestic export value in 2014.

Table (2) provides the products currently being produced in the Jordanian Machinery sector ranked according to their level of sophistication;

as well as an analysis of these products of the five products with the highest sophistication. These products were identified in order to stress the importance of investing in the manufacture and export of these products due to their effect on the economic complexity of the Jordanian economy and its prosperity. The analysis includes the size of the international markets for this product as well as Jordan's contribution to them. The analysis of the international market includes a list of all countries that import this product from Jordan in 2014. Furthermore, the largest importers of these products have been identified as they represent potential markets.



\* Total Exports = Domestic Exports + Re-Exports

**Table (2): Domestic exports of the Machinery sector according to level of Sophistication**

HS Code	Name	Domestic Exports value USD	Imports USD	Sophistication
8439	Machinery for making pulp of fibrous cellulosic material or for making or finishing paper or paperboard.	499,845	3,768,085	39368
8460	Machine-tools for deburring, sharpening, grinding, honing, lapping, polishing or otherwise finishing metal or cermets by means of grinding stones, abrasives or polishing products, other than gear cutting, gear grinding or gear finishing machines of heading	8,460	312,326	35605
8461	Machine-tools for planing, shaping, slotting, broaching, gear cutting, gear grinding or gear finishing, sawing, cutting-off and other machine-tools working by removing metal or cermets, not elsewhere specified or included.	20,022	560,787	30861
8545	Carbon electrodes, carbon brushes, lamp carbons, battery carbons and other articles of graphite or other carbon, with or without metal, of a kind used for electrical purposes.	172,501	2,138,691	30787
8444	Machines for extruding, drawing, texturing or cutting man-made textile materials.	9,673	874,519	30600
8457	Machining centres, unit construction machines (single station) and multi-station transfer machines, for working metal.	13,604	3,845,652	30536
8463	Other machine-tools for working metal or cermets, without removing material.	10,568	1,759,841	29622
8441	Other machinery for making up paper pulp, paper or paperboard, including cutting machines of all kinds.	1,944,645	21,517,147	28981
8514	Industrial or laboratory electric furnaces and ovens (including those functioning by induction or dielectric loss); other industrial or laboratory equipment for the heat treatment of materials by induction or dielectric loss.	219,658	2,762,207	28904
8423	Weighing machinery (excluding balances of a sensitivity of 5 cg or better), including weight operated counting or checking machines; weighing machine weights of all kinds.	3,525	2,867,046	28644
8448	Auxiliary machinery for use with machines of heading 84.44, 84.45, 84.46 or 84.47 (for example, dobbies, Jacquards, automatic stop motions, shuttle changing mechanisms); parts and accessories suitable for use solely or principally with the machines of this heading	10,011	1,083,018	27905
8438	Machinery, not specified or included elsewhere in this Chapter, for the industrial preparation or manufacture of food or drink, other than machinery for the extraction or preparation of animal or fixed vegetable fats or oils.	397,431	37,515,123	27594



**Table (2): Domestic exports of the Machinery sector according to level of Sophistication**

HS Code	Name	Domestic Exports value USD	Imports USD	Sophistication
8479	Machines and mechanical appliances having individual functions, not specified or included elsewhere in this Chapter.	1,883,613	58,006,599	26855
8502	Electric generating sets and rotary converters.	999,690	11,615,380	26787
8420	Calendering or other rolling machines, other than for metals or glass, and cylinders therefor.	1,901	149,585	26183
8443	Printing machinery used for printing by means of plates, cylinders and other printing components of heading 84.42; other printers, copying machines and facsimile machines, whether or not combined; parts and accessories thereof.	22,224	41,309,386	25393
8419	Machinery, plant or laboratory equipment, whether or not electrically heated (excluding furnaces, ovens and other equipment of heading 85.14), for the treatment of materials by a process involving a change of temperature such as heating, cooking, roasting	579,860	34,585,583	25333
8477	Machinery for working rubber or plastics or for the manufacture of products from these materials, not specified or included elsewhere in this Chapter.	498,786	26,630,663	24880
8437	Machines for cleaning, sorting or grading seed, grain or dried leguminous vegetables; machinery used in the milling industry or for the working of cereals or dried leguminous vegetables, other than farm-type machinery.	441,175	4,904,736	24792
8442	Machinery, apparatus and equipment (other than the machine-tools of headings 84.56 to 84.65) for preparing or making plates, cylinders or other printing components; plates, cylinders and other printing components; plates, cylinders and lithographic stones	25,635	1,539,060	24643
8483	Transmission shafts (including cam shafts and crank shafts) and cranks; bearing housings and plain shaft bearings; gears and gearing; ball or roller screws; gear boxes and other speed changers, including torque converters; flywheels and pulleys, including	34,277	10,291,670	23560
8535	Electrical apparatus for switching or protecting electrical circuits, or for making connections to or in electrical circuits (for example, switches, fuses, lightning arresters, voltage limiters, surge suppressors, plugs and other connectors, junction boxes)	329,362	8,285,690	23360
8462	Machine-tools (including presses) for working metal by forging, hammering or die-stamping; machine-tools (including presses) for working metal by bending, folding, straightening, flattening, shearing, punching or notching; presses for working metal or met	131,688	6,440,172	22095

**Table (2): Domestic exports of the Machinery sector according to level of Sophistication**

HS Code	Name	Domestic Exports value USD	Imports USD	Sophistication
8425	Pulley tackle and hoists other than skip hoists; winches and capstans; jacks.	822,670	8,226,859	22030
8413	Pumps for liquids, whether or not fitted with a measuring device; liquid elevators.	44,629	53,154,166	22014
8481	Taps, cocks, valves and similar appliances for pipes, boiler shells, tanks, vats or the like, including pressure-reducing valves and thermostatically controlled valves.	522,010	62,373,994	21746
8411	Turbo-jets, turbo-propellers and other gas turbines.	11,590	52,565,260	21740
8451	Machinery (other than machines of heading 84.50) for washing, cleaning, wringing, drying, ironing, pressing (including fusing presses), bleaching, dyeing, dressing, finishing, coating or impregnating textile yarns, fabrics or made up textile articles and	86,185	9,701,411	20757
8432	Agricultural, horticultural or forestry machinery for soil preparation or cultivation; lawn or sports-ground rollers.	334,073	659,375	20640
8538	Parts suitable for use solely or principally with the apparatus of heading 85.35, 85.36 or 85.37.	2,613,594	11,259,497	20570
8433	Harvesting or threshing machinery, including straw or fodder balers; grass or hay mowers; machines for cleaning, sorting or grading eggs, fruit or other agricultural produce, other than machinery of heading 84.37.	153,620	2,286,338	19856
8480	Moulding boxes for metal foundry; mould bases; moulding patterns; moulds for metal (other than ingot moulds), metal carbides, glass, mineral materials, rubber or plastics.	382,907	10,285,396	19787
8543	Electrical machines and apparatus, having individual functions, not specified or included elsewhere in this Chapter.	365,263	16,257,368	19784
8547	Insulating fittings for electrical machines, appliances or equipment, being fittings wholly of insulating material apart from any minor components of metal (for example, threaded sockets) incorporated during moulding solely for purposes of assembly, other	564,185	330,326	19228
8509	Electro-mechanical domestic appliances, with self-contained electric motor, other than vacuum cleaners of heading 85.08.	8,533	5,756,854	18765
8468	Machinery and apparatus for soldering, brazing or welding, whether or not capable of cutting, other than those of heading 85.15; gas-operated surface tempering machines and appliances.	25,126	1,657,346	18433

**Table (2): Domestic exports of the Machinery sector according to level of Sophistication**

HS Code	Name	Domestic Exports value USD	Imports USD	Sophistication
8402	Steam or other vapour generating boilers (other than central heating hot water boilers capable also of producing low pressure steam); super-heated water boilers.	161,501	31,644,356	18343
8424	Mechanical appliances (whether or not hand-operated) for projecting, dispersing or spraying liquids or powders; fire extinguishers, whether or not charged; spray guns and similar appliances; steam or sand blasting machines and similar jet projecting machi	8,796,419	13,347,202	18271
8482	Ball or roller bearings.	11,590	7,569,481	17509
8511	Electrical ignition or starting equipment of a kind used for spark-ignition or compression-ignition internal combustion engines (for example, ignition magnets, magneto-dynamos, ignition coils, sparking plugs and glow plugs, starter motors); generators (f	24,675	4,089,838	17048
8467	Tools for working in the hand, pneumatic, hydraulic or with self-contained electric or non-electric motor.	595,990	10,924,882	16619
8516	Electric instantaneous or storage water heaters and immersion heaters; electric space heating apparatus and soil heating apparatus; electro-thermic hair-dressing apparatus (for example, hair dryers, hair curlers, curling tong heaters) and hand dryers; ele	272,842	30,054,235	16412
8414	Air or vacuum pumps, air or other gas compressors and fans; ventilating or recycling hoods incorporating a fan, whether or not fitted with filters.	634,023	48,212,289	16352
8416	Furnace burners for liquid fuel, for pulverised solid fuel or for gas; mechanical stokers, including their mechanical grates, mechanical ash dischargers and similar appliances.	16,999	3,726,008	15954
8415	Air conditioning machines, comprising a motor-driven fan and elements for changing the temperature and humidity, including those machines in which the humidity cannot be separately regulated.	60,895,748	46,226,701	15726
8426	Ships' derricks; cranes, including cable cranes; mobile lifting frames, straddle carriers and works trucks fitted with a crane.	61,758	3,972,800	15501
8537	Boards, panels, consoles, desks, cabinets and other bases, equipped with two or more apparatus of heading 85.35 or 85.36, for electric control or the distribution of electricity, including those incorporating instruments or apparatus of Chapter 90, and nu	5,297,727	31,415,095	15429
8452	Sewing machines, other than book-sewing machines of heading 84.40; furniture, bases and covers specially designed for sewing machines; sewing machine needles.	328,818	12,235,032	15186

**Table (2): Domestic exports of the Machinery sector according to level of Sophistication**

HS Code	Name	Domestic Exports value USD	Imports USD	Sophistication
8431	Parts suitable for use solely or principally with the machinery of headings 84.25 to 84.30.	964,702	29,824,599	15071
8450	Household or laundry-type washing machines, including machines which both wash and dry.	2,809,147	41,613,974	14406
8474	Machinery for sorting, screening, separating, washing, crushing, grinding, mixing or kneading earth, stone, ores or other mineral substances, in solid (including powder or paste) form; machinery for agglomerating, shaping or moulding solid mineral fuels,	1,830,757	14,017,222	13955
8504	Electrical transformers, static converters (for example, rectifiers) and inductors.	556,559	40,349,481	13716
8536	Electrical apparatus for switching or protecting electrical circuits, or for making connections to or in electrical circuits (for example, switches, relays, fuses, surge suppressors, plugs, sockets, lamp-holders and other connectors, junction boxes), for	446,778	32,237,067	13473
8473	Parts and accessories (other than covers, carrying cases and the like) suitable for use solely or principally with machines of headings 84.69 to 84.72.	2,348,946	33,096,828	13363
8421	Centrifuges, including centrifugal dryers; filtering or purifying machinery and apparatus, for liquids or gases.	1,367,077	53,041,534	13234
8517	Telephone sets, including telephones for cellular networks or for other wireless networks; other apparatus for the transmission or reception of voice, images or other data, including apparatus for communication in a wired or wireless network (such as a lo	22,701	374,559,623	12692
8428	Other lifting, handling, loading or unloading machinery (for example, lifts, escalators, conveyors, teleferics).	302,046	19,901,953	12166
8418	Refrigerators, freezers and other refrigerating or freezing equipment, electric or other; heat pumps other than air conditioning machines of heading 84.15.	16,978,175	69,650,629	12096
8464	Machine-tools for working stone, ceramics, concrete, asbestos-cement or like mineral materials or for cold working glass.	462,084	1,694,387	10683
8528	Monitors and projectors, not incorporating television reception apparatus; reception apparatus for television, whether or not incorporating radio-broadcast receivers or sound or video recording or reproducing apparatus.	244,328	78,296,532	10035
8541	Diodes, transistors and similar semiconductor devices; photosensitive semiconductor devices, including photovoltaic cells whether or not assembled in modules or made up into panels; light emitting diodes; mounted piezo-electric crystals.	3,518,620	17,692,611	9460

**Table (2): Domestic exports of the Machinery sector according to level of Sophistication**

HS Code	Name	Domestic Exports value USD	Imports USD	Sophistication
8422	Dish washing machines; machinery for cleaning or drying bottles or other containers; machinery for filling, closing, sealing or labelling bottles, cans, boxes, bags or other containers; machinery for capsuling bottles, jars, tubes and similar containers;	163,492	47,516,320	9173
8471	Automatic data processing machines and units thereof; magnetic or optical readers, machines for transcribing data onto data media in coded form and machines for processing such data, not elsewhere specified or included.	327,408	131,675,401	8411
8430	Other moving, grading, levelling, scraping, excavating, tamping, compacting, extracting or boring machinery, for earth, minerals or ores; pile-drivers and pile-extractors; snow-ploughs and snow-blowers.	54,960	3,623,952	7746
8544	Insulated (including enamelled or anodised) wire, cable (including co-axial cable) and other insulated electric conductors, whether or not fitted with connectors; optical fibre cables, made up of individually sheathed fibres, whether or not assembled with	203,538,969	63,473,625	7400
8436	Other agricultural, horticultural, forestry, poultry-keeping or bee-keeping machinery, including germination plant fitted with mechanical or thermal equipment; poultry incubators and brooders.	3,314	5,919,439	7131
8417	Industrial or laboratory furnaces and ovens, including incinerators, non-electric.	164,392	3,170,956	6915
8548	Waste and scrap of primary cells, primary batteries and electric accumulators; spent primary cells, spent primary batteries and spent electric accumulators; electrical parts of machinery or apparatus, not specified or included elsewhere in this Chapter.	850,739	22,611	6410
8523	Discs, tapes, solid-state non-volatile storage devices, \smart cards\" and other media for the recording of sound or of other phenomena, whether or not recorded, including matrices and masters for the production of discs, but excluding products of Chapter "	15,069,324	22,364,093	6073
8484	Gaskets and similar joints of metal sheeting combined with other material or of two or more layers of metal; sets or assortments of gaskets and similar joints, dissimilar in composition, put up in pouches, envelopes or similar packings; mechanical seals.	61,970	12,124,735	5244
8466	Parts and accessories suitable for use solely or principally with the machines of headings 84.56 to 84.65, including work or tool holders, self-opening dieheads, dividing heads and other special attachments for machine-tools; tool holders for any type of	850.23	3,821,632	2750

## 2.2 Analysis of the Top 5 Products in the Machinery Sector and their Rankings According to the Level of Sophistication

### 1 Machinery for making pulp of fibrous cellulosic material or for making or finishing paper or paper board. (HS Code: 8439)

Product Description	
• Sophistication	39,368
• Total global export value	4.94 USD billion
• Jordan export value (according to Product Space)	597,000 USD
• Jordan export value (according to DOS)	499,845 USD
• Jordan export value (according to DOS) as percent of total global export value	0.01%
• Share of Jordan's total sector exports (according to DOS)	0.14%

According to Product Space data, which takes into account the total exports (domestic exports and re-exports). Jordan exports this product to Syria (84%), Iraq (8.7%), Finland (5.7%) and Egypt (2%)

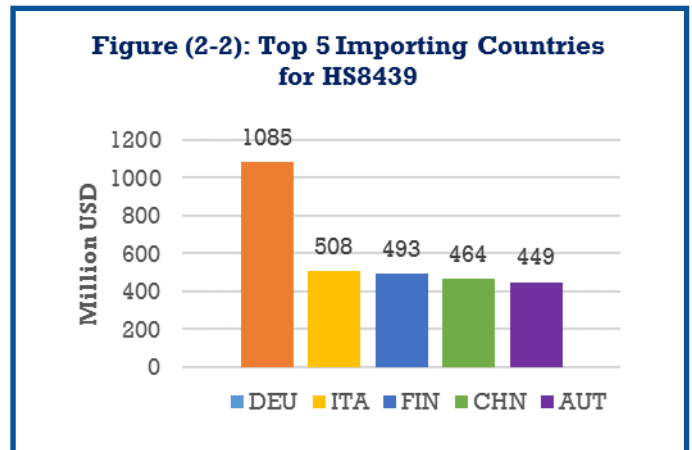


Figure (2-3) above shows the top five importers of the product. Germany is the largest importer with USD 1,085 million, followed by Italy and Finland with USD 508 million and USD 493 million respectively.

### 2 Machine tools for planning, shaping, slotting, broaching. (HS Code: 8461)

Product Description	
• Sophistication	30,860
• Total global export value	2.47 USD billion
• Jordan export value (according to Product Space)	96,697 USD
• Jordan export value (according to DOS)	USD 20,022
• Jordan export value (according to DOS) as percent of total global export value	0.0008%
• Share of Jordan's total sector exports (according to DOS)	0.005%

According to Product Space data, which takes into account the total exports (domestic exports and re-exports). Jordan exports this product to Cote D'ivoire (69%), Yemen (21%), Libya (4.8%), Saudi Arabia (2.8%) and to Israel (2.1%)

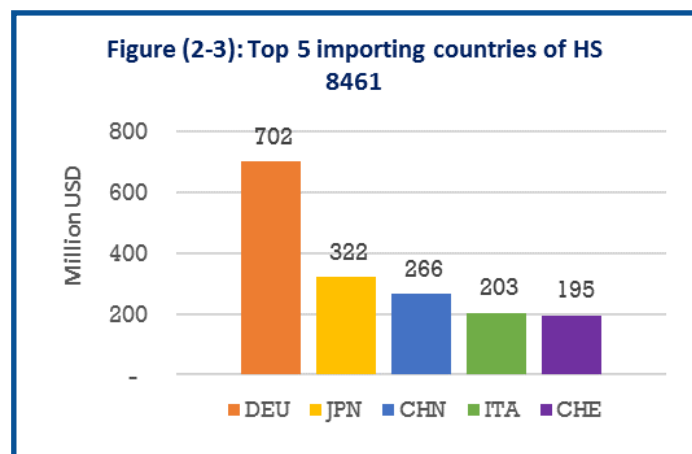
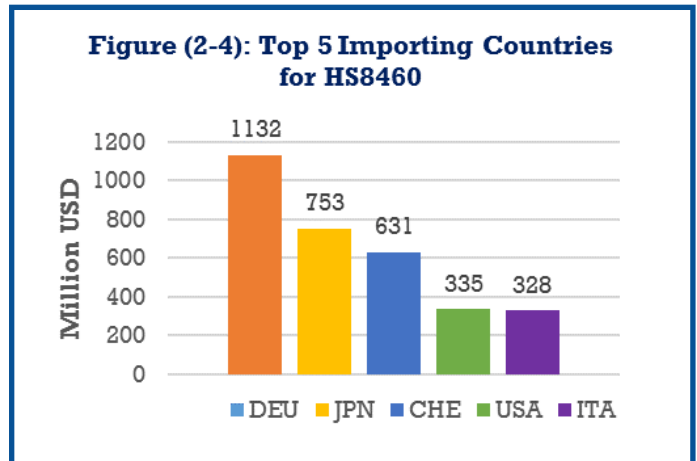


Figure (2-7) above shows the top five importers of the product, and thereby constitute potential markets for Jordanian exports. Germany is the largest importer of the product with imports reaching USD 701 million, followed by



### 3 Machine-tools for deburring, sharpening, grinding, honing, lapping, polishing or otherwise finishing metal or cermets by means of grinding stones, abrasives or polishing products, other than gear cutting, gear grinding or gear finishing machines. (HS Code: 8460)

Product Description	
• Sophistication	35,605
• Total global export value	4.95 USD billion
• Jordan export value (according to Product Space)	34,100 USD
• Jordan export value (according to DOS)	8,460 USD
• Jordan export value (according to DOS) as percent of total global export value	0.0001%
• Share of Jordan's total sector exports (according to DOS)	0.002%

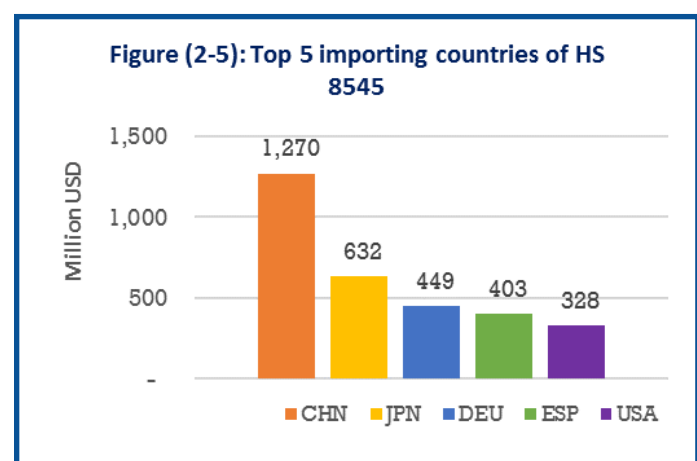


According to Product Space data, which takes into account the total exports (domestic exports and re-exports). Jordan exports this product to Italy (75%), Oman (12%) and Saudi Arabia (12%)

Figure (2-5) above shows the top five importers of the product, and therefore potential destinations for Jordanian exports. Germany is the largest importer with imports reaching USD 1,132 million in 2014, followed by Japan with USD 753 million.

### 4 Carbon electrodes, carbon brushes, lamp carbons, battery carbons. (HS Code: 8545)

Product Description	
• Sophistication	30,787
• Total global export value	5.47 USD billion
• Jordan export value (according to Product Space)	206,376 USD
• Jordan export value (according to DOS)	USD 172,500
• Jordan export value (according to DOS) as percent of total global export value	0.003%
• Share of Jordan's total sector exports (according to DOS)	0.005%



According to Product Space data, which takes into account the total exports (domestic exports and re-exports). Jordan exports this product to Saudi Arabia (59%), UAE (20%), UK (8.9%), Israel (3.9%), Qatar (3.2%), Iraq (2.4%), Libya (2%) and to Yemen (1.6%)

Figure (2-8) above shows the top five importers of the product, and therefore potential destinations for Jordanian exports. China is the largest importer with imports reaching USD 1.2 billion in 2014, followed by Japan with USD 631 million.

## 5 Machinery of extruding, drawing, texturing or cutting man made textile. (HS Code: 8444)

Product Description	
• Sophistication	30,599
• Total global export value	696 USD million
• Jordan export value (according to Product Space)	9,662 USD
• Jordan export value (according to DOS)	9,672 USD
• Jordan export value (according to DOS) as percent of total global export value	0.001%
• Share of Jordan's total sector exports (according to DOS)	0.002%

According to Product Space data, which takes into account the total exports (domestic exports and re-exports). Jordan exports this product to Qatar (83%) and to Saudi Arabia (17%)

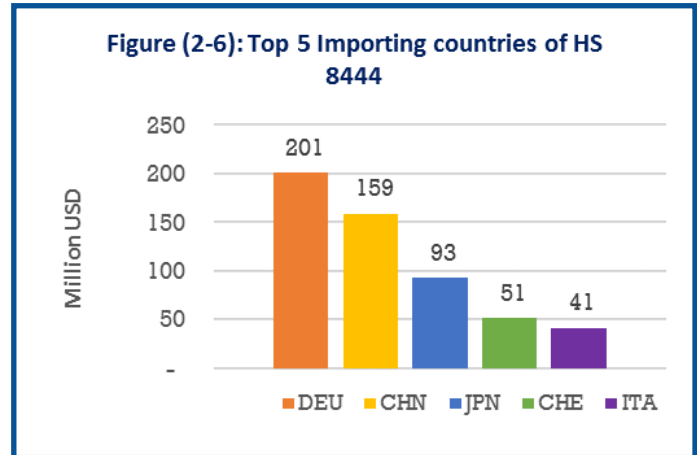


Figure (2-9) above shows the top five importers of the product, and thereby constitute potential markets for Jordanian exports. Germany is the largest importer of the product with imports reaching USD 201 million, followed by China with USD 159 million.

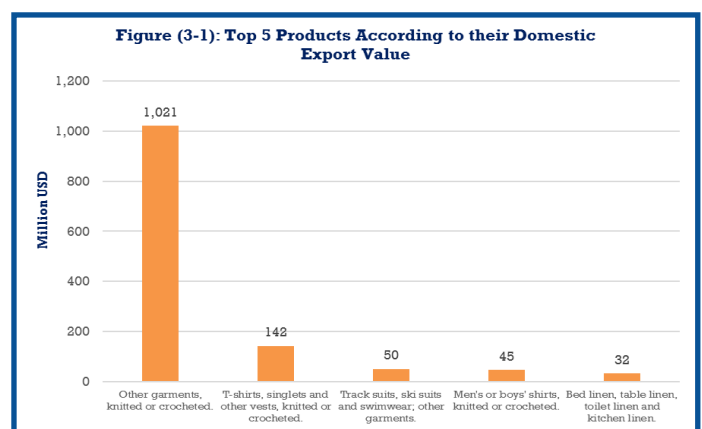
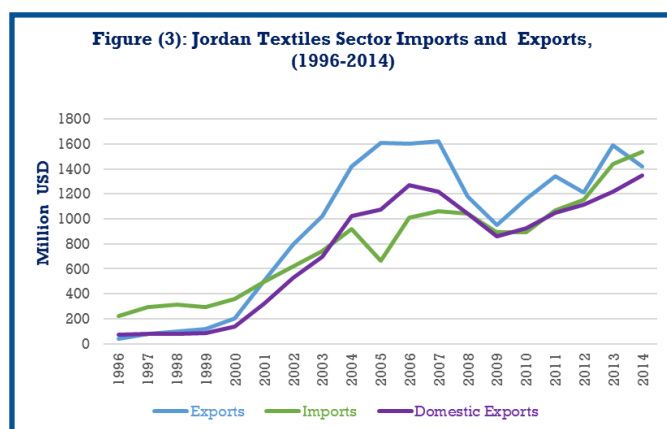
## 3. Textile Sector

### 3.1 Introduction to Textile Sector

The Textile Sector accounted for approximately USD 709 billion, of which Jordan contributes USD 1.42 billion, of total global exports\* in 2014. Jordanian domestic exports from this sector amounted to USD 1.3 billion, which accounts for 18.64% of total domestic exports, and equal to 3.83% of GDP in 2014. However, Imports of the sector reached USD 1.2 billion; accounting for 5.5% of total Jordanian imports. Figure (3) shows the total exports, domestic exports, and imports of the Jordanian Textile Sector for 1996-2014 period. Figure (3-1) provides the five products of this sector with the highest domestic export value in 2014.

Table (3) provides the products currently being produced in the Jordanian Textile sector ranked according to their level of sophistication; as well

as an analysis of these products of the five products with the highest sophistication. These products were identified in order to stress the importance of investing in the manufacture and export of these products due to their effect on the economic complexity of the Jordanian economy and its prosperity. The analysis includes the size of the international markets for this product as well as Jordan's contribution to them. The analysis of the international market includes a list of all countries that import this product from Jordan in 2014. Furthermore, the largest importers of these products have been identified as they represent potential markets.



\* Total Exports = Domestic Exports + Re-Exports

**Table (3): Domestic exports of the Textiles sector according to level of Sophistication**

HS Code	Name	Domestic Exports value USD	Imports USD	Sophistication
5904	Linoleum, whether or not cut to shape; floor coverings consisting of a coating or covering applied on a textile backing, whether or not cut to shape.	32,422	9,654	25957
5907	Textile fabrics otherwise impregnated, coated or covered; painted canvas being theatrical scenery, studio back-cloths or the like.	28,162	28,672	25143
5906	Rubberised textile fabrics, other than those of heading 59.02.	794,920	182,627	20466
5605	Metallised yarn, whether or not gimped, being textile yarn, or strip or the like of heading 54.04 or 54.05, combined with metal in the form of thread, strip or powder or covered with metal.	13,250	260,325	19842
5903	Textile fabrics impregnated, coated, covered or laminated with plastics, other than those of heading 59.02.	1,465	6,441,340	17055
5101	Wool, not carded or combed.	390,739	0	13517
5402	Synthetic filament yarn (other than sewing thread), not put up for retail sale, including synthetic monofilament of less than 67 decitex.	1,762,376	16,611,430	12796
5105	Wool and fine or coarse animal hair, carded or combed (including combed wool in fragments).	1,757,650	0	12370
5512	Woven fabrics of synthetic staple fibres, containing 85 % or more by weight of synthetic staple fibres.	7,498	2,172,091	12176
5601	Wadding of textile materials and articles thereof; textile fibres, not exceeding 5 mm in length (flock), textile dust and mill neps.	13,886,454	3,351,229	11924
5703	Carpets and other textile floor coverings, tufted, whether or not made up.	5,045,296	10,309,388	11701
5908	Textile wicks, woven, plaited or knitted, for lamps, stoves, lighters, candles or the like; incandescent gas mantles and tubular knitted gas mantle fabric therefor, whether or not impregnated.	17,016	12,092	11236
5909	Textile hosepiping and similar textile tubing, with or without lining, armour or accessories of other materials.	250,393	341,900	10489
5705	Other carpets and other textile floor coverings, whether or not made up.	7,231,093	3,453,276	10278
5505	Waste (including noils, yarn waste and garnetted stock) of man-made fibres.	561,857	0	9870
6303	Curtains (including drapes) and interior blinds; curtain or bed valances.	297,699	3,367,290	9523
6309	Worn clothing and other worn articles.	1140.69	19,016,404	9235
6307	Other made up articles, including dress patterns.	230,888	5,330,956	8674

**Table (3): Domestic exports of the Textiles sector according to level of Sophistication**

HS Code	Name	Domestic Exports value USD	Imports USD	Sophistication
5608	Knotted netting of twine, cordage or rope; made up fishing nets and other made up nets, of textile materials.	69,978	322,828	8072
5806	Narrow woven fabrics, other than goods of heading 58.07; narrow fabrics consisting of warp without weft assembled by means of an adhesive (bolducs).	77,979	8,953,442	7877
6113	Garments, made up of knitted or crocheted fabrics of heading 59.03, 59.06 or 59.07.	1,192,014	2,078,800	7556
6003	Knitted or crocheted fabrics of a width not exceeding 30 cm, other than those of heading 60.01 or 60.02.	704,422	455,608	7387
6301	Blankets and travelling rugs.	430,360	16,693,688	7190
5810	Embroidery in the piece, in strips or in motifs.	367,477	2,499,408	7078
5702	Carpets and other textile floor coverings, woven, not tufted or flocked, whether or not made up, including \Kelem\", \"Schumacks\", \"Karamanie\" and similar hand-woven rugs."	366,466	12,113,892	6746
6306	Tarpaulins, awnings and sunblinds; tents; sails for boats, sailboards or landcraft; camping goods.	145,006	10,002,532	6700
6115	Panty hose, tights, stockings, socks and other hosiery, including graduated compression hosiery (for example, stockings for varicose veins) and footwear without applied soles, knitted or crocheted.	849,392	1,888,980	6624
5206	Cotton yarn (other than sewing thread), containing less than 85 % by weight of cotton, not put up for retail sale.	55,695	766,517	6436
6117	Other made up clothing accessories, knitted or crocheted; knitted or crocheted parts of garments or of clothing accessories.	173,713	25,858,166	6196
5405	Artificial monofilament of 67 decitex or more and of which no cross-sectional dimension exceeds 1 mm; strip and the like (for example, artificial straw) of artificial textile materials of an apparent width not exceeding 5 mm.	454,017	63,927	6137
6304	Other furnishing articles, excluding those of heading 94.04.	389,333	566,783	5944
5808	Braids in the piece; ornamental trimmings in the piece, without embroidery, other than knitted or crocheted; tassels, pompons and similar articles.	207,859	112,615	5703
6106	Women's or girls' blouses, shirts and shirt-blouses, knitted or crocheted.	1,822,555	341,069	5574

**Table (3): Domestic exports of the Textiles sector according to level of Sophistication**

HS Code	Name	Domestic Exports value USD	Imports USD	Sophistication
5407	Woven fabrics of synthetic filament yarn, including woven fabrics obtained from materials of heading 54.04.	935,467	64,278,054	5458
5212	Other woven fabrics of cotton.	77,279	587,369	5422
6212	Brassières, girdles, corsets, braces, suspenders, garters and similar articles and parts thereof, whether or not knitted or crocheted.	208,163	993,091	5227
6114	Other garments, knitted or crocheted.	1,021,097,955	194,203,560	5040
6213	Handkerchiefs.	405,883	293,812	4691
5802	Terry towelling and similar woven terry fabrics, other than narrow fabrics of heading 58.06; tufted textile fabrics, other than products of heading 57.03.	4,633	148,346	4638
6104	Women's or girls' suits, ensembles, jackets, blazers, dresses, skirts, divided skirts, trousers, bib and brace overalls, breeches and shorts (other than swimwear), knitted or crocheted.	87,639	4,501,510	4597
6302	Bed linen, table linen, toilet linen and kitchen linen.	32,021,952	8,692,815	4538
6204	Women's or girls' suits, ensembles, jackets, blazers, dresses, skirts, divided skirts, trousers, bib and brace overalls, breeches and shorts (other than swimwear).	1,119,890	5,559,149	4537
5202	Cotton waste (including yarn waste and garnetted stock).	60,366	71,304	4517
6211	Track suits, ski suits and swimwear; other garments.	49,986,282	15,909,798	4490
6202	Women's or girls' overcoats, car-coats, capes, cloaks, anoraks (including ski-jackets), wind-cheaters, wind-jackets and similar articles, other than those of heading 62.04.	48,294	131,423	4307
6205	Men's or boys' shirts.	155,787	23,596,983	4106



**Table (3): Domestic exports of the Textiles sector according to level of Sophistication**

HS Code	Name	Domestic Exports value USD	Imports USD	Sophistication
6108	Women's or girls' slips, petticoats, briefs, panties, nightdresses, pyjamas, nightgowns, bathrobes, dressing gowns and similar articles, knitted or crocheted.	401,196	811,293	3952
6207	Men's or boys' singlets and other vests, underpants, briefs, nightshirts, pyjamas, bathrobes, dressing gowns and similar articles.	23,206	1,026,180	3950
6107	Men's or boys' underpants, briefs, nightshirts, pyjamas, bathrobes, dressing gowns and similar articles, knitted or crocheted.	2,895,546	1,502,686	3906
6102	Women's or girls' overcoats, car-coats, capes, cloaks, anoraks (including ski-jackets), wind-cheaters, wind-jackets and similar articles, knitted or crocheted, other than those of heading 61.04.	332,768	501,039	3817
5513	Woven fabrics of synthetic staple fibres, containing less than 85 % by weight of such fibres, mixed mainly or solely with cotton, of a weight not exceeding 170 g/m <sup>2</sup> .	10,660	4,628,452	3805
6105	Men's or boys' shirts, knitted or crocheted.	45,488,863	461,989	3757
6103	Men's or boys' suits, ensembles, jackets, blazers, trousers, bib and brace overalls, breeches and shorts (other than swimwear), knitted or crocheted.	5,879,933	3,744,327	3709
6203	Men's or boys' suits, ensembles, jackets, blazers, trousers, bib and brace overalls, breeches and shorts (other than swimwear).	304,932	9,849,064	3671
6201	Men's or boys' overcoats, car-coats, capes, cloaks, anoraks (including ski-jackets), wind-cheaters, wind-jackets and similar articles, other than those of heading 62.03.	67,782	160,347	3604
6110	Jerseys, pullovers, cardigans, waistcoats and similar articles, knitted or crocheted.	1,541,154	2,755,890	3464
6109	T-shirts, singlets and other vests, knitted or crocheted.	141,705,086	1,704,868	3461
6305	Sacks and bags, of a kind used for the packing of goods.	1,527,732	4,613,239	3383
6006	Other knitted or crocheted fabrics.	637,052	321,508,303	3373

**Table (3): Domestic exports of the Textiles sector according to level of Sophistication**

HS Code	Name	Domestic Exports value USD	Imports USD	Sophistication
6214	Shawls, scarves, mufflers, mantillas, veils and the like.	9,792	3,776,316	3324
5509	Yarn (other than sewing thread) of synthetic staple fibres, not put up for retail sale.	436,850	8,534,910	3049
6210	Garments, made up of fabrics of heading 56.02, 56.03, 59.03, 59.06 or 59.07.	3,677,735	3,743,981	2211
5408	Woven fabrics of artificial filament yarn, including woven fabrics obtained from materials of heading 54.05.	17,392	1,877,082	767

## 3.2 Analysis of the Top 5 Products in the Textile Sector and their Rankings According to the Level of Sophistication

### 1 Linoleum, cut and uncut to shape. (HS Code: 5904)

Product Description	
• Sophistication	25,957
• Total global export value	390 USD Million
• Jordan export value (according to Product Space)	34,900 USD
• Jordan export value (according to DOS)	32,421 USD
• Jordan export value (according to DOS) as percent of total global export value	0.008%
• Share of Jordan's total sector exports (according to DOS)	0.002%

According to Product Space data, which takes into account the total exports (domestic exports and re-exports). Jordan exports this product to Saudi Arabia (93%) and Iraq (7%)

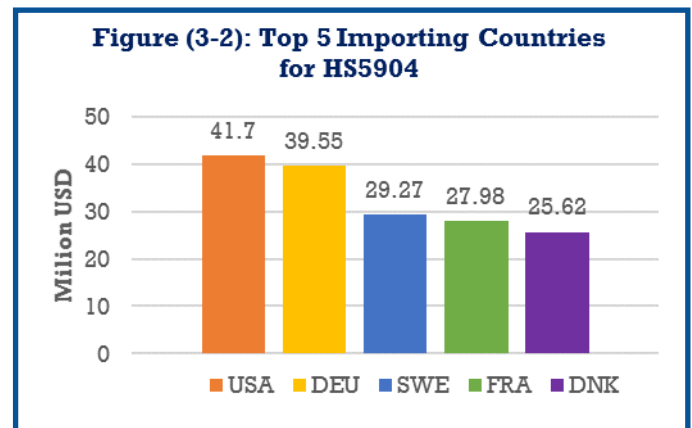


Figure (3-2) above shows the top five importers of the product, of which USA is the largest importer of the product with imports reaching USD 41.7 million, followed by Germany and Sweden with USD 39.55million and USD 29.27 million respectively.

### 2 Textile fabrics otherwise impregnated, coated or covered. (HS Code: 5907)

Product Description	
• Sophistication	25,143
• Total global export value	848 USD Million
• Jordan export value (according to Product Space)	28,100 USD
• Jordan export value (according to DOS)	28,161
• Jordan export value (according to DOS) as percent of total global export value	0.0033%
• Share of Jordan's total sector exports (according to DOS)	0.0019%

According to Product Space data, which takes into account the total exports (domestic exports and re-exports). Jordan exports this product to Saudi Arabia (100%)

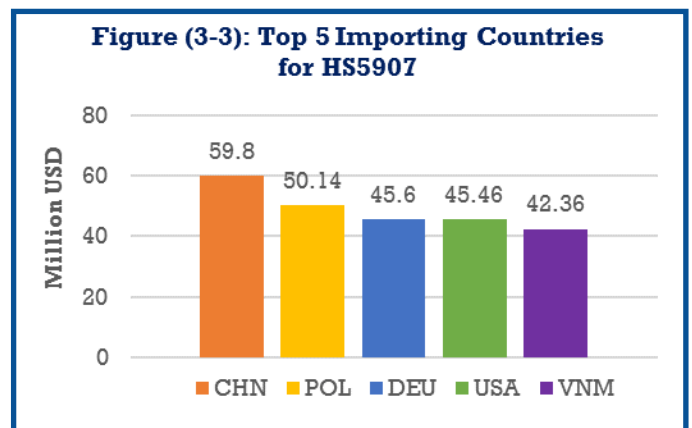


Figure (3-3) above shows the top five importers of the product. China is the largest importer of the product with imports reaching USD 59.8 million, followed by Poland and Germany with USD 50.14 million and USD 45.6 million respectively.

### 3 Rubberised textile fabrics. (HS Code: 5906)

Product description	
• Sophistication	20,465
• Total global export value	1.46 USD billion
• Jordan export value (according to Product Space)	779,868 USD
• Jordan export value (according to DOS)	794,919 USD
• Jordan export value (according to DOS) as percent of total global export value	0.05%
• Share of Jordan's total sector exports (according to DOS)	0.05%

According to Product Space data, which takes into account the total exports (domestic exports and re-exports). Jordan exports this product to Iraq (78%), Syria (11%), Saudi Arabia (8.1%), Romania (0.7%), Palestine (0.67%), Yemen (0.57%) and to Qatar (0.33%)

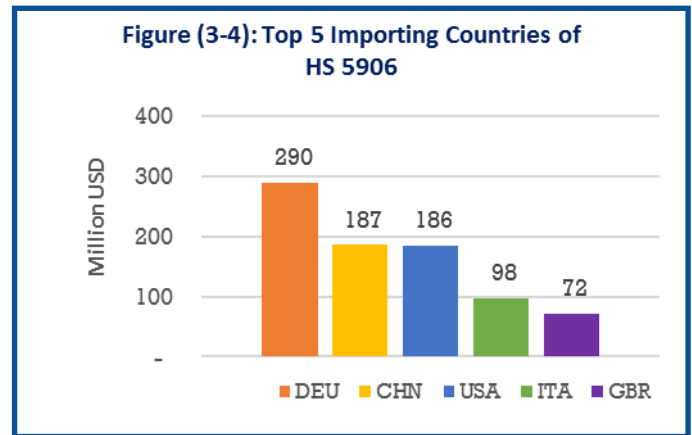


Figure (3-7) above shows the top five importers of the product. Germany is the largest importer of the product with imports of USD 289 million, followed by China with USD 186.

### 4 Materialised yarn, whether or not gimped. (HS Code: 5605)

Product description	
• Sophistication	19,841
• Total global export value	250 USD million
• Jordan export value (according to Product Space)	11,783 USD
• Jordan export value (according to DOS)	13,249 USD
• Jordan export value (according to DOS) as percent of total global export value	0.005%
• Share of Jordan's total sector exports (according to DOS)	0.0009%

According to Product Space data, which takes into account the total exports (domestic exports and re-exports). Jordan exports this product to Iraq (100%)

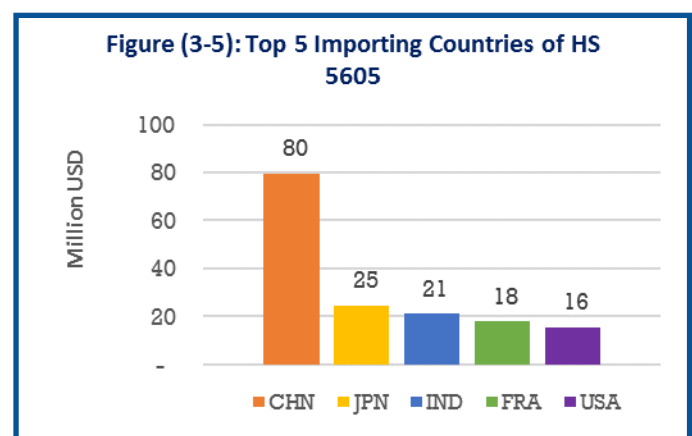
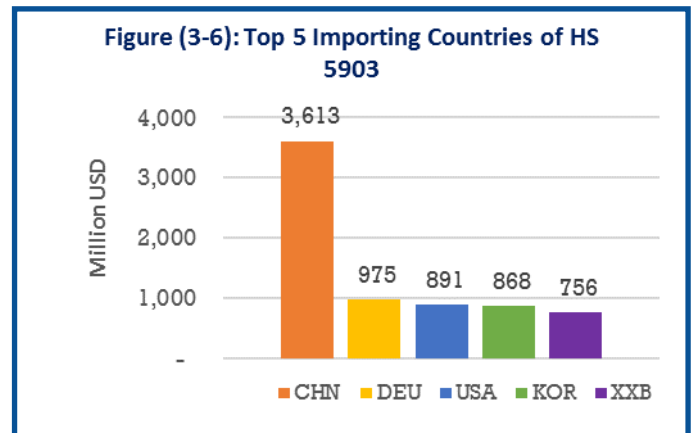


Figure (3-8) above shows the top five importers of the product, and China is the largest importer of the product with imports reaching USD 79 million, followed by Japan with USD 24 million.

## 5 Textile fabrics impregnated, coated, covered or laminated with plastics. (HS Code: 5903)

Product description	
• Sophistication	17,055
• Total global export value	11 USD billion
• Jordan export value (according to Product Space)	204,637 USD
• Jordan export value (according to DOS)	1,464 USD
• Jordan export value (according to DOS) as percent of total global export value	0.00001%
• Share of Jordan's total sector exports (according to DOS)	0.0001%



According to Product Space data, which takes into account the total exports (domestic exports and re-exports). Jordan exports this product to Iraq (77%), Indonesia (13%), Yemen (4.9%), Syria (3.9%) and to Qatar (0.99%)

Figure (3-9) above shows the top five importers of the product. China is the largest importer of the product with imports reaching USD 3.6 billion, followed by Germany with USD 974 million.

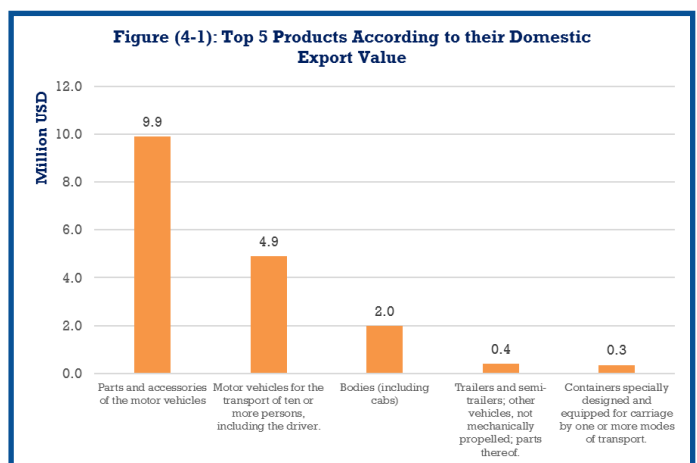
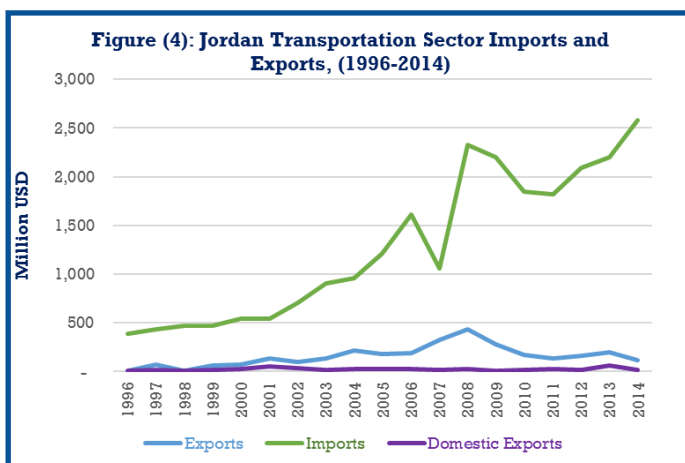
## 4. Transportation Sector

### 4.1 Introduction to Transportation Sector

The Transportation Sector accounted for approximately USD 1780 billion, of which Jordan contributes USD 113 million, of total global exports\* in 2014. Jordanian domestic exports from this sector amounted to USD 17 million, which accounts for 0.24% of total domestic exports, and equal to 0.05% of GDP in 2014. However, Imports of the sector reached USD 1.7 billion; accounting for 7.6% of total Jordanian imports. Figure (4) shows the total exports, domestic exports, and imports of the Jordanian Transportation Sector for 1996-2014 period. Figure (4-1) provides the five products of this sector with the highest domestic export value in 2014.

Table (4) provides the products currently being produced in the Jordanian Transportation sector ranked according to their level of sophistication; as well as an analysis of these products of the

five products with the highest sophistication. These products were identified in order to stress the importance of investing in the manufacture and export of these products due to their effect on the economic complexity of the Jordanian economy and its prosperity. The analysis includes the size of the international markets for this product as well as Jordan's contribution to them. The analysis of the international market includes a list of all countries that import this product from Jordan in 2014. Furthermore, the largest importers of these products have been identified as they represent potential markets.



\* Total Exports = Domestic Exports + Re-Exports



**Table (4): Domestic exports of the Transportation sector according to level of Sophistication**

HS Code	Name	Domestic Exports value USD	Imports USD	Sophistication
8715	Baby carriages and parts thereof.	20,840	2,674,993	21439
8703	Motor cars and other motor vehicles principally designed for the transport of persons (other than those of heading 87.02), including station wagons and racing cars.	69,978	976,398,735	17980
8708	Parts and accessories of the motor vehicles of headings 87.01 to 87.05.	9,895,191	107,045,497	17628
8707	Bodies (including cabs), for the motor vehicles of headings 87.01 to 87.05.	1,969,420	2,995,473	15824
8709	Works trucks, self-propelled, not fitted with lifting or handling equipment, of the type used in factories, warehouses, dock areas or airports for short distance transport of goods; tractors of the type used on railway station platforms; parts of the fore	125,652	89,328	14832
8716	Trailers and semi-trailers; other vehicles, not mechanically propelled; parts thereof.	391,776	18,320,765	13383
8702	Motor vehicles for the transport of ten or more persons, including the driver.	4,883,332	54,654,465	10598
8609	Containers (including containers for the transport of fluids) specially designed and equipped for carriage by one or more modes of transport.	349,392	543,032	5623

## 4.2 Analysis of the Top 5 Products in the Instruments Sector and their Rankings According to the Level of Sophistication

### 1 Baby carriages and parts thereof. (HS Code: 8715)

Product Description	
• Sophistication	21,439
• Total global export value	2.77 USD Billion
• Jordan export value (according to Product Space)	20,800 USD
• Jordan export value (according to DOS)	20,839 USD
• Jordan export value (according to DOS) as percent of total global export value	0.0007%
• Share of Jordan's total sector exports (according to DOS)	0.11%

According to Product Space data, which takes into account the total exports (domestic exports and re-exports). Jordan exports this product to Sweden (86%) and to Bahrain (14%)

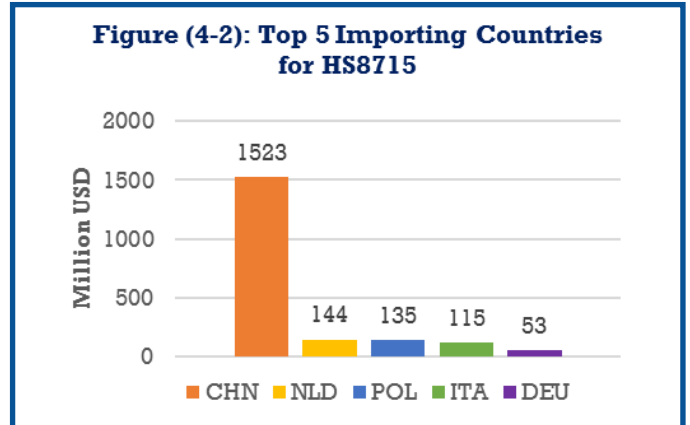


Figure (4-4) above shows the top five importers of the product. China is the largest importer of the product with imports reaching USD 1,523 million, followed by Netherlands and Poland with USD 144 and USD 135 million respectively.

### 2 Motor cars and other motor vehicles principally designed for the transport of persons. (HS Code: 8703)

Product Description	
• Sophistication	17,980
• Total global export value	701 USD Billion
• Jordan export value (according to Product Space)	11.3 USD Million
• Jordan export value (according to DOS)	69,978 USD
• Jordan export value (according to DOS) as percent of total global export value	0.000009%
• Share of Jordan's total sector exports (according to DOS)	0.39%

According to Product Space data, which takes into account the total exports (domestic exports and re-exports). Jordan exports this product to Algeria (24%), UAE (14%), Saudi Arabia (8.9%), Iraq (6.7%) and to Egypt (4.3%)

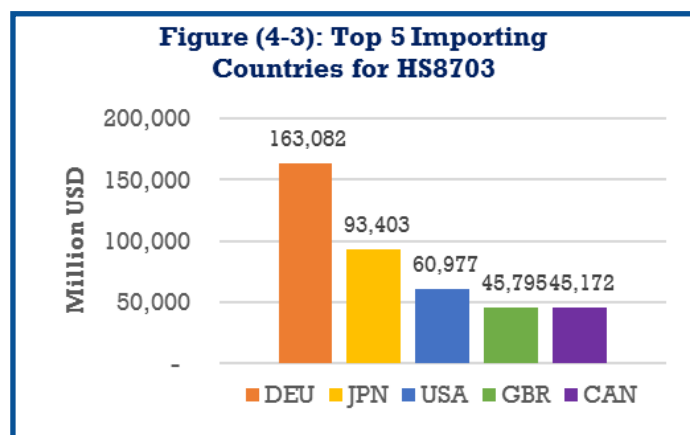
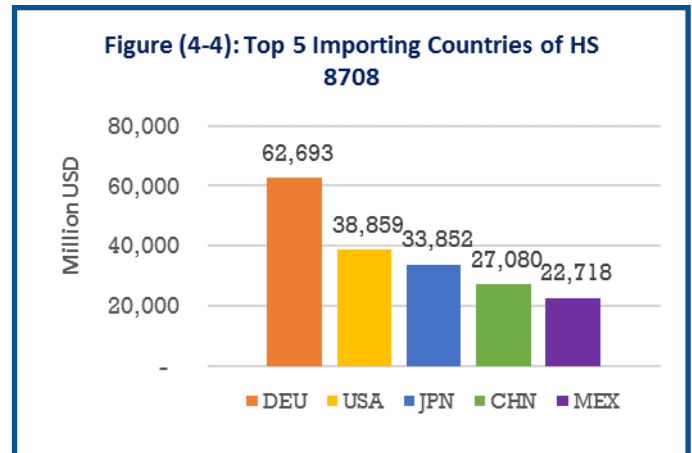


Figure (4-6) above shows the top five importers of the product, and thereby constitute potential markets for Jordanian exports. Germany is the largest importer of the product with imports reaching USD 163,082 million, followed by Japan and USA with USD 93,403 and USD 60,977 million respectively.

### 3 Parts and accessories of the motor vehicles of headings 87.01–87.05. (HS Code: 8708)

Product Description	
• Sophistication	17,627
• Total global export value	363 USD Billion
• Jordan export value (according to Product Space)	14.1 USD Million
• Jordan export value (according to DOS)	9.8 USD Million
• Jordan export value (according to DOS) as percent of total global export value	0.002%
• Share of Jordan's total sector exports (according to DOS)	55.3%

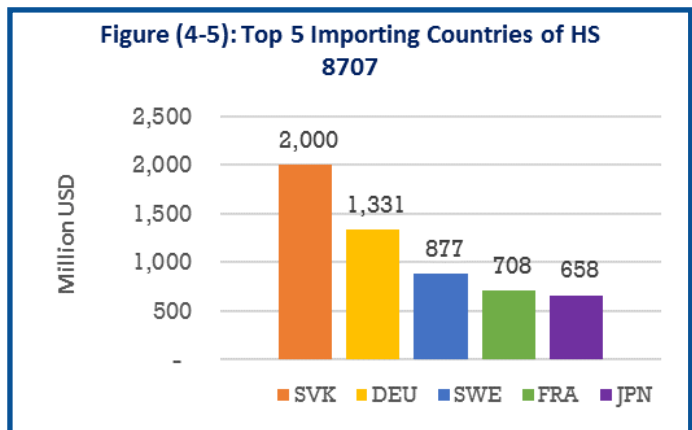


According to Product Space data, which takes into account the total exports (domestic exports and re-exports). Jordan exports this product to Saudi Arabia (65%), Egypt (7.5%), Israel (5.3%), UAE (4.5%) and to Kuwait (2.8%)

Figure (4-7) above shows the top five importers of the product. Germany is the largest importer of the product with imports reaching USD 62 billion, followed by the USA with USD 38 billion.

### 4 Bodies for the motor vehicles of headings 87.01 to 87.05. (HS Code: 8707)

Product Description	
• Sophistication	15,824
• Total global export value	9.64 USD Billion
• Jordan export value (according to Product Space)	562,000 USD
• Jordan export value (according to DOS)	1.9 USD Million
• Jordan export value (according to DOS) as percent of total global export value	0.019%
• Share of Jordan's total sector exports (according to DOS)	10.7%



According to Product Space data, which takes into account the total exports (domestic exports and re-exports). Jordan exports this product to Qatar (48%), Egypt (42%), Saudi Arabia (6%), UAE (2.7%) and to Pakistan (0.75%)

Figure (4-8) above shows the top five importers of the product, Slovakia is the largest importer of the product with imports reaching USD 1.9 billion, followed by Germany with USD 1.3 billion.

## 5 Tractors. (HS Code: 8709)

Product Description	
• Sophistication	14,831
• Total global export value	54.9 USD Billion
• Jordan export value (according to Product Space)	1.92 USD Million
• Jordan export value (according to DOS)	125,625 USD
• Jordan export value (according to DOS) as percent of total global export value	0.0002%
• Share of Jordan's total sector exports (according to DOS)	0.7%

According to Product Space data, which takes into account the total exports (domestic exports and re-exports). Jordan exports this product to Turkey (75%), Qatar (8.3%), Kuwait (5.6%), Iraq (3.3%) and to Austria (2.1%)

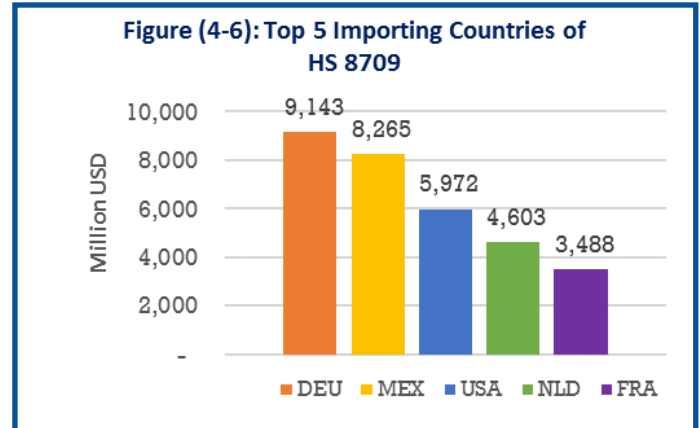


Figure (4-9) above shows the top five importers of the product, and thereby constitute potential markets for Jordanian exports. Germany is the largest importer of the product with imports reaching USD 9.1 billion, followed by Mexico with 8.2 billion.

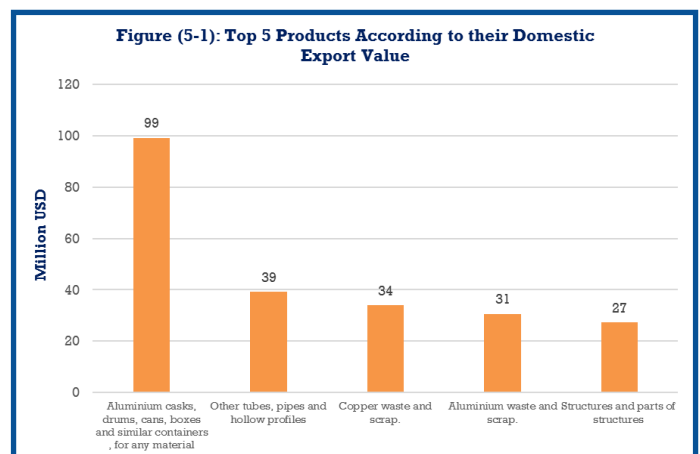
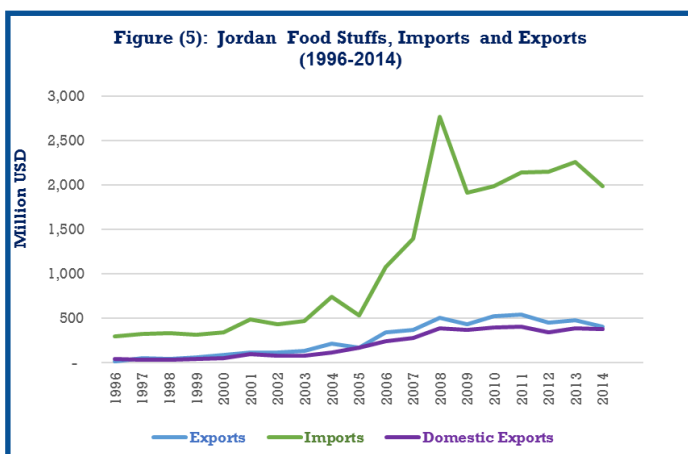
## 5. Metals Sector

### 5. Introduction to Metal Sector

The Metals Sector accounted for approximately USD 1250 billion, of which Jordan contributes USD 409 million, of total global exports\* in 2014. Jordanian domestic exports from this sector amounted to USD 381 million, which accounts for 5.27% of total domestic exports, and equal to 1.08% of GDP in 2014. However, Imports of the sector reached USD 1.5 billion; accounting for 6.9% of total Jordanian imports. Figure (5) shows the total exports, domestic exports, and imports of the Jordanian Metals Sector for 1996-2014. Figure (5-1) provides the five products of this sector with the highest domestic export value in 2014.

Table (5) provides the products currently being produced in the Jordanian Metals sector ranked according to their level of sophistication; as well as an analysis of these products of the five products with the highest sophistication. These

products were identified in order to stress the importance of investing in the manufacture and export of these products due to their effect on the economic complexity of the Jordanian economy and its prosperity. The analysis includes the size of the international markets for this product as well as Jordan's contribution to them. The analysis of the international market includes a list of all countries that import this product from Jordan in 2014. Furthermore, the largest importers of these products have been identified as they represent potential markets.



\* Total Exports = Domestic Exports + Re-Exports

**Table (5): Domestic exports of the Metals sector according to level of Sophistication**

HS Code	Name	Domestic Exports value USD	Imports USD	Sophistication
7218	Stainless steel in ingots or other primary forms; semi-finished products of stainless steel.	17,539	34,387	37597
7205	Granules and powders, of pig iron, spiegeleisen, iron or steel.	141,489	365,472	32438
7220	Flat-rolled products of stainless steel, of a width of less than 600 mm.	799,574	835,016	32336
7219	Flat-rolled products of stainless steel, of a width of 600 mm or more.	256,982	9,188,715	32162
7605	Aluminium wire.	47,886	10,666,458	31437
8202	Hand saws; blades for saws of all kinds (including slitting, slotting or toothless saw blades).	16,215	1,719,031	30534
8208	Knives and cutting blades, for machines or for mechanical appliances.	7,332	1,470,726	25933
7302	Railway or tramway track construction material of iron or steel, the following : rails, check-rails and rack rails, switch blades, crossing frogs, point rods and other crossing pieces, sleepers (cross-ties), fish-plates, chairs, chair wedges, sole plates	96,593	2,982,586	25037
8104	Magnesium and articles thereof, including waste and scrap.	25,200	18,076	24985
8211	Knives with cutting blades, serrated or not (including pruning knives), other than knives of heading 82.08, and blades therefor.	19,557	375,107	24737
8108	Titanium and articles thereof, including waste and scrap.	66,302	20,523	24189
7315	Chain and parts thereof, of iron or steel.	140,987	1,369,721	24041
8207	Interchangeable tools for hand tools, whether or not power-operated, or for machine-tools (for example, for pressing, stamping, punching, tapping, threading, drilling, boring, broaching, milling, turning or screw driving), including dies for drawing or ex	220,717	5,411,794	23281
7212	Flat-rolled products of iron or non-alloy steel, of a width of less than 600 mm, clad, plated or coated.	243,056	2,200,976	23184
7228	Other bars and rods of other alloy steel; angles, shapes and sections, of other alloy steel; hollow drill bars and rods, of alloy or non-alloy steel.	46,696	3,269,958	22848
8203	Files, rasps, pliers (including cutting pliers), pincers, tweezers, metal cutting shears, pipe-cutters, bolt croppers, perforating punches and similar hand tools.	17,994	708,361	22571



**Table (5): Domestic exports of the Metals sector according to level of Sophistication**

HS Code	Name	Domestic Exports value USD	Imports USD	Sophistication
7606	Aluminium plates, sheets and strip, of a thickness exceeding 0.2 mm.	817,604	77,477,453	22086
7222	Other bars and rods of stainless steel; angles, shapes and sections of stainless steel.	14,657	1,083,867	20639
8310	Sign-plates, name-plates, address-plates and similar plates, numbers, letters and other symbols, of base metal, excluding those of heading 94.05.	11,349	370,386	20464
7415	Nails, tacks, drawing pins, staples (other than those of heading 83.05) and similar articles, of copper or of iron or steel with heads of copper; screws, bolts, nuts, screw hooks, rivets, cotters, cotter-pins, washers (including spring washers) and simila	11,996	630,104	20398
7601	Unwrought aluminium.	5,739,033	32,519,441	19543
8304	Filing cabinets, card-index cabinets, paper trays, paper rests, pen trays, office-stamp stands and similar office or desk equipment, of base metal, other than office furniture of heading 94.03.	1,503,487	349,117	19195
7322	Radiators for central heating, not electrically heated, and parts thereof, of iron or steel; air heaters and hot air distributors (including distributors which can also distribute fresh or conditioned air), not electrically heated, incorporating a motor-d	216,773	4,754,191	18865
7307	Tube or pipe fittings (for example, couplings, elbows, sleeves), of iron or steel.	20,798	16,349,318	18771
8210	Hand-operated mechanical appliances, weighing 10 kg or less, used in the preparation, conditioning or serving of food or drink.	115,599	123,526	18681
7303	Tubes, pipes and hollow profiles, of cast iron.	6,505,378	23,338,123	18602
7411	Copper tubes and pipes.	1150.56	12,244,540	18444
7304	Tubes, pipes and hollow profiles, seamless, of iron (other than cast iron) or steel.	4,720,993	14,575,673	18262
7614	Stranded wire, cables, plaited bands and the like, of aluminium, not electrically insulated.	379,984	90,530	18204
7503	Nickel waste and scrap.	189,439	0	18114
7326	Other articles of iron or steel.	13,972,790	29,943,579	17993
7607	Aluminium foil (whether or not printed or backed with paper, paperboard, plastics or similar backing materials) of a thickness (excluding any backing) not exceeding 0.2 mm.	275,900	16,984,330	17727
7616	Other articles of aluminium.	2,293,740	10,603,891	17583
7203	Ferrous products obtained by direct reduction of iron ore and other spongy ferrous products, in lumps, pellets or similar forms; iron having a minimum purity by weight of 99.94 %, in lumps, pellets or similar forms.	214,247	36,327	17487

**Table (5): Domestic exports of the Metals sector according to level of Sophistication**

HS Code	Name	Domestic Exports value USD	Imports USD	Sophistication
8309	Stoppers, caps and lids (including crown corks, screw caps and pouring stoppers), capsules for bottles, threaded bungs, bung covers, seals and other packing accessories, of base metal.	2,093,192	48,137,311	17434
7211	Flat-rolled products of iron or non-alloy steel, of a width of less than 600 mm, not clad, plated or coated.	20,133	10,192,669	17290
7324	Sanitary ware and parts thereof, of iron or steel.	1,003,796	5,546,619	17194
7318	Screws, bolts, nuts, coach screws, screw hooks, rivets, cotters, cotter-pins, washers (including spring washers) and similar articles, of iron or steel.	2,421,135	11,199,090	16856
7907	Other articles of zinc.	58,519	121,400	16515
7419	Other articles of copper.	593,704	5,077,925	16319
7412	Copper tube or pipe fittings (for example, couplings, elbows, sleeves).	30,663	9,656,111	16265
8303	Armoured or reinforced safes, strong-boxes and doors and safe deposit lockers for strong-rooms, cash or deed boxes and the like, of base metal.	160,335	1,571,513	15996
8302	Base metal mountings, fittings and similar articles suitable for furniture, doors, staircases, windows, blinds, coachwork, saddlery, trunks, chests, caskets or the like; base metal hat-racks, hat-pegs, brackets and similar fixtures; castors with mountings	1,668,170	22,453,060	15882
7305	Other tubes and pipes (for example, welded, riveted or similarly closed), having circular cross-sections, the external diameter of which exceeds 406.4 mm, of iron or steel.	70,039	218,723	15765
7508	Other articles of nickel.	2,465	75,122	15613
7610	Aluminium structures (excluding prefabricated buildings of heading 94.06) and parts of structures (for example, bridges and bridge-sections, towers, lattice masts, roofs, roofing frameworks, doors and windows and their frames and thresholds for doors, bal	3,298,963	7,353,741	15585
8307	Flexible tubing of base metal, with or without fittings.	496,818	3,197,168	15073
7413	Stranded wire, cables, plaited bands and the like, of copper, not electrically insulated.	1,108,597	297,234	14861

**Table (5): Domestic exports of the Metals sector according to level of Sophistication**

HS Code	Name	Domestic Exports value USD	Imports USD	Sophistication
8205	Hand tools (including glaziers' diamonds), not elsewhere specified or included; blow lamps; vices, clamps and the like, other than accessories for and parts of, machine tools; anvils; portable forges; hand or pedal-operated grinding wheels with frameworks	173,804	11,829,395	14488
7310	Tanks, casks, drums, cans, boxes and similar containers, for any material (other than compressed or liquefied gas), of iron or steel, of a capacity not exceeding 300 l, whether or not lined or heat-insulated, but not fitted with mechanical or thermal equi	11,509,912	27,502,472	14337
7208	Flat-rolled products of iron or non-alloy steel, of a width of 600 mm or more, hot-rolled, not clad, plated or coated.	220,444	129,868,710	14176
7312	Stranded wire, ropes, cables, plaited bands, slings and the like, of iron or steel, not electrically insulated.	286,403	2,655,378	14110
7901	Unwrought zinc.	72,013	3,183,454	13969
7612	Aluminium casks, drums, cans, boxes and similar containers (including rigid or collapsible tubular containers), for any material (other than compressed or liquefied gas), of a capacity not exceeding 300 l, whether or not lined or heat-insulated, but not f	99,114,616	19,544,009	13896
8215	Spoons, forks, ladles, skimmers, cake-servers, fish-knives, butter-knives, sugar tongs and similar kitchen or tableware.	2,080	2,147,898	13325
8301	Padlocks and locks (key, combination or electrically operated), of base metal; clasps and frames with clasps, incorporating locks, of base metal; keys for any of the foregoing articles, of base metal.	49,406	12,304,710	13111
8007	Other articles of tin.	353,439	150,040	13017
7321	Stoves, ranges, grates, cookers (including those with subsidiary boilers for central heating), barbecues, braziers, gas-rings, plate warmers and similar non-electric domestic appliances, and parts thereof, of iron or steel.	2,824,536	38,227,197	12997

**Table (5): Domestic exports of the Metals sector according to level of Sophistication**

HS Code	Name	Domestic Exports value USD	Imports USD	Sophistication
7209	Flat-rolled products of iron or non-alloy steel, of a width of 600 mm or more, cold-rolled (cold-reduced), not clad, plated or coated.	5,694,781	27,471,808	12991
8201	Hand tools, the following : spades, shovels, mattocks, picks, hoes, forks and rakes; axes, bill hooks and similar hewing tools; secateurs and pruners of any kind; scythes, sickles, hay knives, hedge shears, timber wedges and other tools of a kind used in	272,819	1,064,594	12753
7306	Other tubes, pipes and hollow profiles (for example, open seam or welded, riveted or similarly closed), of iron or steel.	39,116,134	22,801,173	12632
7216	Angles, shapes and sections of iron or non-alloy steel.	24,007,467	32,960,232	12611
7615	Table, kitchen or other household articles and parts thereof, of aluminium; pot scourers and scouring or polishing pads, gloves and the like, of aluminium; sanitary ware and parts thereof, of aluminium.	1,494,187	5,397,608	12573
7309	Reservoirs, tanks, vats and similar containers for any material (other than compressed or liquefied gas), of iron or steel, of a capacity exceeding 300 l, whether or not lined or heat-insulated, but not fitted with mechanical or thermal equipment.	319,806	3,740,534	12469
7314	Cloth (including endless bands), grill, netting and fencing, of iron or steel wire; expanded metal of iron or steel.	1,084,437	1,625,542	12186
7301	Sheet piling of iron or steel, whether or not drilled, punched or made from assembled elements; welded angles, shapes and sections, of iron or steel.	43,444	308,061	12158
7408	Copper wire.	16,806,952	167,804,130	11689
7801	Unwrought lead.	5,247,773	597,750	11644
8112	Beryllium, chromium, germanium, vanadium, gallium, hafnium, indium, niobium (columbium), rhenium and thallium, and articles of these metals, including waste and scrap.	1,999	3,150	11593
7215	Other bars and rods of iron or non-alloy steel.	89,002	2,090,493	11327
7902	Zinc waste and scrap.	732,000	0	11133

**Table (5): Domestic exports of the Metals sector according to level of Sophistication**

HS Code	Name	Domestic Exports value USD	Imports USD	Sophistication
7325	Other cast articles of iron or steel.	524,755	2,473,990	10927
7604	Aluminium bars, rods and profiles.	11,798,753	25,315,865	10186
7308	Structures (excluding prefabricated buildings of heading 94.06) and parts of structures (for example, bridges and bridge-sections, lock-gates, towers, lattice masts, roofs, roofing frame-works, doors and windows and their frames and thresholds for doors,	27,377,140	58,233,470	9926
7213	Bars and rods, hot-rolled, in irregularly wound coils, of iron or non-alloy steel.	373,706	79,357,861	9827
7323	Table, kitchen or other household articles and parts thereof, of iron or steel; iron or steel wool; pot scourers and scouring or polishing pads, gloves and the like, of iron or steel.	470,107	18,412,478	9798
7210	Flat-rolled products of iron or non-alloy steel, of a width of 600 mm or more, clad, plated or coated.	7,484,056	109,215,089	9534
7602	Aluminium waste and scrap.	30,627,395	1,720,947	9347
7217	Wire of iron or non-alloy steel.	1,198,355	11,538,356	8437
7214	Other bars and rods of iron or non-alloy steel, not further worked than forged, hot-rolled, hot-drawn or hot-extruded, but including those twisted after rolling.	8,291	31,273,665	7741
7204	Ferrous waste and scrap; remelting scrap ingots of iron or steel.	2,407,517	18,043,519	7485
7311	Containers for compressed or liquefied gas, of iron or steel.	4,653	12,717,843	7217
7313	Barbed wire of iron or steel; twisted hoop or single flat wire, barbed or not, and loosely twisted double wire, of a kind used for fencing, of iron or steel.	52,441	77,795	6205
7404	Copper waste and scrap.	34,021,825	930,806	6119
7206	Iron and non-alloy steel in ingots or other primary forms (excluding iron of heading 72.03).	252,924	66,323,570	5691
7201	Pig iron and spiegeleisen in pigs, blocks or other primary forms.	151,194	7,050	5396
7403	Refined copper and copper alloys, unwrought.	2,387,793	8,936,979	5307
7202	Ferro-alloys.	714,718	4,288,956	3991
7418	Table, kitchen or other household articles and parts thereof, of copper; pot scourers and scouring or polishing pads, gloves and the like, of copper; sanitary ware and parts thereof, of copper.	17,928	273,382	2657

## 5-2 Analysis of the Top 5 Products in the Instruments Sector

### 1 Stainless steel in ingots or other primary forms. (HS Code: 7218)

Product Description	
• Sophistication	37,596
• Total global export value	1.99 USD Million
• Jordan export value (according to Product Space)	25,500 USD
• Jordan export value (according to DOS)	17,538 USD
• Jordan export value (according to DOS) as percent of total global export value	0.88%
• Share of Jordan's total sector exports (according to DOS)	0.004%

According to Product Space data, which takes into account the total exports (domestic exports and re-exports). Jordan exports this product to UK (69%) and to Saudi Arabia (31%)

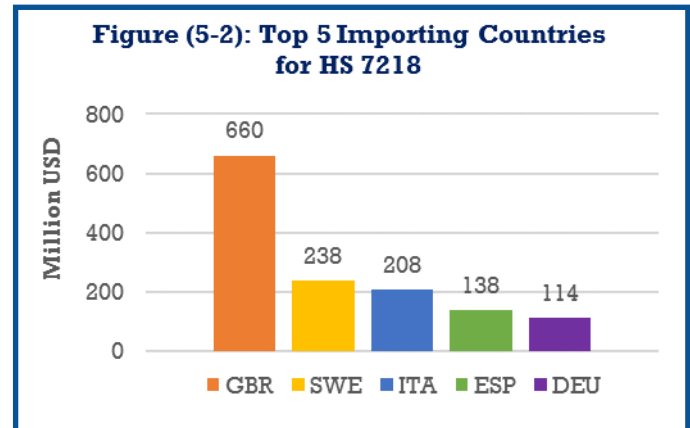


Figure (5-3) above shows the top five importers of the product in 2014. The United Kingdom is the largest importer with imports of USD 660 million in 2014, followed by Sweden with USD 238 million

### 2 Granules and powders, of pig iron, spiegeleisen, iron or steel. (HS Code: 7205)

Product Description	
• Sophistication	32,438
• Total global export value	2.29 USD Billion
• Jordan export value (according to Product Space)	144,000 USD
• Jordan export value (according to DOS)	141,489 USD
• Jordan export value (according to DOS) as percent of total global export value	0.006%
• Share of Jordan's total sector exports (according to DOS)	0.03%

According to Product Space data, which takes into account the total exports (domestic exports and re-exports). Jordan exports this product to Iraq (98%) and to UAE (2%)

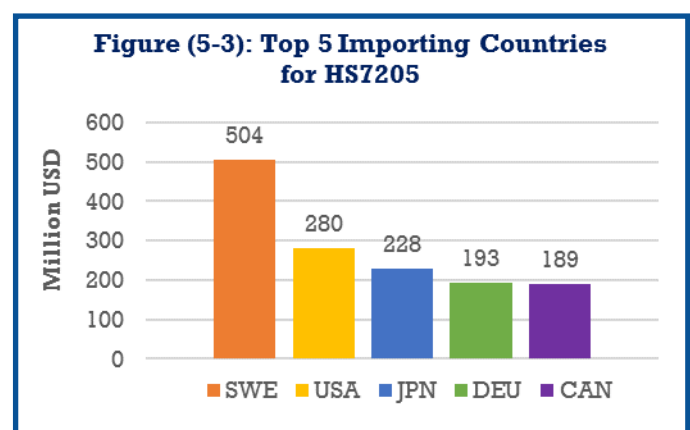
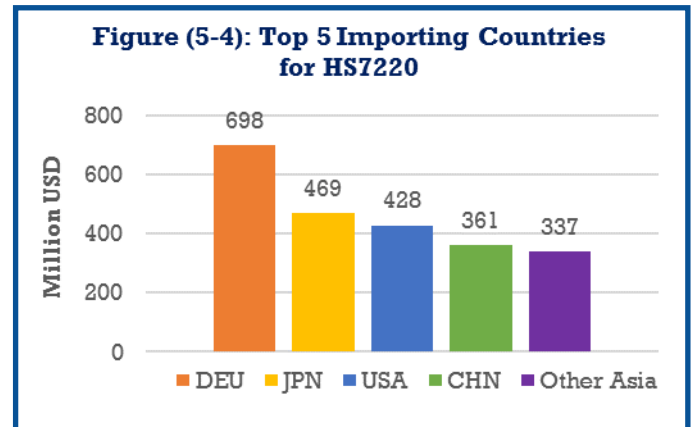


Figure (5-4) above shows the top five importers of the product in 2014, and thereby constitute potential markets for Jordanian exports. Sweden is the largest importer with imports of USD 504 million in 2014, followed by USA with USD 280 million



### 3 Flat-rolled products of stainless steel, of a width of less than 600 mm. (HS Code: 7220)

Product Description	
• Sophistication	32,336
• Total global export value	4.73 USD Billion
• Jordan export value (according to Product Space)	1.32 USD Million
• Jordan export value (according to DOS)	799,574 USD
• Jordan export value (according to DOS) as percent of total global export value	0.016%
• Share of Jordan's total sector exports (according to DOS)	0.2%

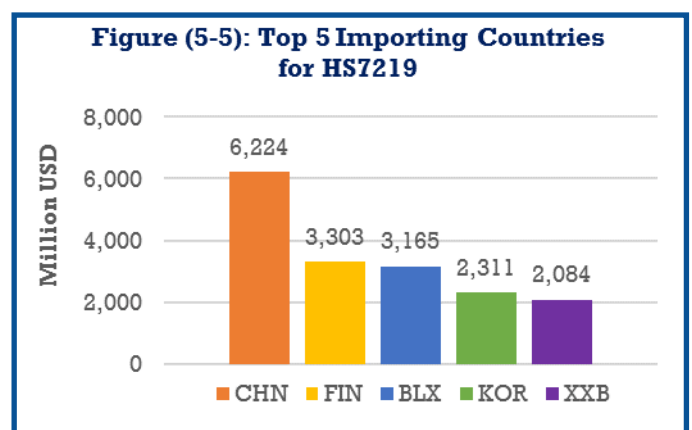


According to Product Space data, which takes into account the total exports (domestic exports and re-exports). Jordan exports this product to Iraq (99.5%) and to Yemen (0.5%)

Figure (5-5) above shows the top five importers of the product in 2014. Germany is the largest importer with imports of USD 698 million in 2014, followed by Japan with USD 469 million

### 4 Flat-rolled products of stainless steel, of a width of 600 mm or more. (HS Code: 7219)

Product Description	
• Sophistication	32,162
• Total global export value	31.1 USD Billion
• Jordan export value (according to Product Space)	328,000 USD
• Jordan export value (according to DOS)	256,982 USD
• Jordan export value (according to DOS) as percent of total global export value	0.0008%
• Share of Jordan's total sector exports (according to DOS)	0.06%



According to Product Space data, which takes into account the total exports (domestic exports and re-exports). Jordan exports this product to Kuwait (42%), Iraq (39%) and to Saudi Arabia (19%)

Figure (5-6) above shows the top five importers of the product in 2014. China is the largest importer with imports of USD 6,224 million, followed by Finland with USD 3,303million

## 5 Aluminium wire. (HS Code: 7605)

Product Description	
• Sophistication	31,437
• Total global export value	3.87 USD Billion
• Jordan export value (according to Product Space)	107,152 USD
• Jordan export value (according to DOS)	47,886 USD
• Jordan export value (according to DOS) as percent of total global export value	0.001%
• Share of Jordan's total sector exports (according to DOS)	0.08%

According to Product Space data, which takes into account the total exports (domestic exports and re-exports). Jordan exports this product to Saudi Arabia (63%) and to the UAE (37%)

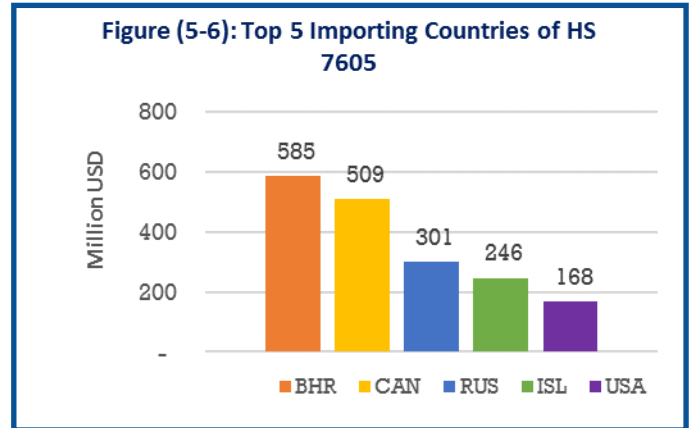


Figure (5-7) above shows the top five importers of the product in 2014. Bahrain is the largest importer with imports of USD 585 million, followed by Canada with USD 509 million

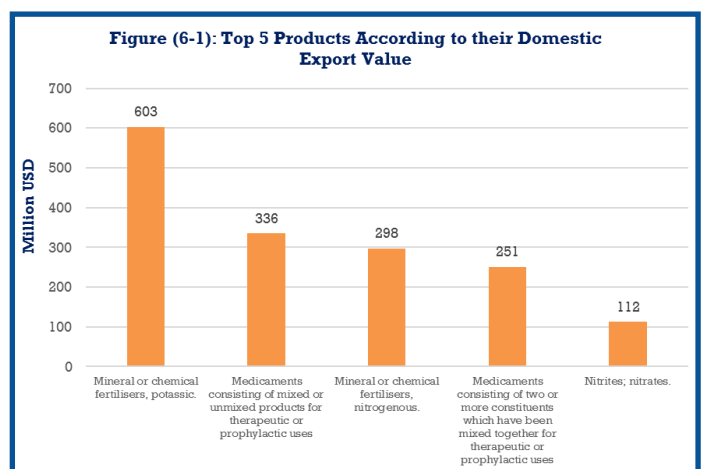
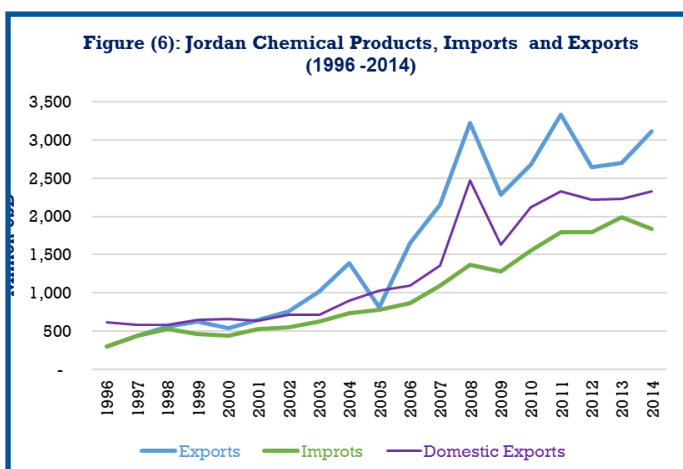
## 6. Chemical Products Sector

### 6.1 Introduction to Chemical Products Sector

The Chemical Products Sector accounted for approximately USD 1560 billion, of which Jordan contributes USD 3.11 billion, of total global exports\* in 2014. Jordanian domestic exports from this sector amounted to USD 2.3 billion, which accounts for 32.1% of total domestic exports, and equal to 6.6% of GDP in 2014. However, Imports of the sector reached USD 1.5 billion; accounting for 7.02% of total Jordanian imports. Figure (6) shows the total exports, domestic exports, and imports of the Jordanian Chemical Products Sector for 1996-2014 period. Figure (6-1) provides the five products of this sector with the highest domestic export value in 2014.

Table (6) provides the products currently being produced in the Jordanian Chemical Products sector ranked according to their level of sophistication; as well as an analysis of these products

of the five products with the highest sophistication. These products were identified in order to stress the importance of investing in the manufacture and export of these products due to their effect on the economic complexity of the Jordanian economy and its prosperity. The analysis includes the size of the international markets for this product as well as Jordan's contribution to them. The analysis of the international market includes a list of all countries that import this product from Jordan in 2014. Furthermore, the largest importers of these products have been identified as they represent potential markets.



\* Total Exports = Domestic Exports + Re-Exports

**Table (6): Domestic exports of the Chemical products sector according to level of Sophistication**

HS Code	Name	Domestic Exports value USD	Imports USD	Sophistication
2922	Oxygen-function amino-compounds.	5,499	6,322,647	35701
2901	Acyclic hydrocarbons.	121,880	598,817	32979
3002	Human blood; animal blood prepared for therapeutic, prophylactic or diagnostic uses; antisera and other blood fractions and modified immunological products, whether or not obtained by means of biotechnological processes; vaccines, toxins, cultures of micr	10,648,186	48,602,861	32241
2829	Chlorates and perchlorates; bromates and perbromates; iodates and periodates.	18,017	1,012,194	30989
3810	Pickling preparations for metal surfaces; fluxes and other auxiliary preparations for soldering, brazing or welding; soldering, brazing or welding powders and pastes consisting of metal and other materials; preparations of a kind used as cores or coatings	41,909	1,291,577	29590
3404	Artificial waxes and prepared waxes.	29,611	613,081	28922
3302	Mixtures of odoriferous substances and mixtures (including alcoholic solutions) with a basis of one or more of these substances, of a kind used as raw materials in industry; other preparations based on odoriferous substances, of a kind used for the manufa	1,324,818	27,512,811	28849
3006	Pharmaceutical goods specified in Note 4 to this Chapter.	378,073	13,174,503	27678
2902	Cyclic hydrocarbons.	14,100	11,946,470	26756
3206	Other colouring matter; preparations as specified in Note 3 to this Chapter, other than those of heading 32.03, 32.04 or 32.05; inorganic products of a kind used as luminophores, whether or not chemically defined.	782,265	22,672,412	26445
2921	Amine-function compounds.	41,702	491,736	25989
3822	Diagnostic or laboratory reagents on a backing, prepared diagnostic or laboratory reagents whether or not on a backing, other than those of heading 30.02 or 30.06; certified reference materials.	103,849	37,181,315	25681
3403	Lubricating preparations (including cutting-oil preparations, bolt or nut release preparations, anti-rust or anti-corrosion preparations and mould release preparations, based on lubricants) and preparations of a kind used for the oil or grease treatment o	29,229	13,899,136	25522
3004	Medicaments (excluding goods of heading 30.02, 30.05 or 30.06) consisting of mixed or unmixed products for therapeutic or prophylactic uses, put up in measured doses (including those in the form of transdermal administration systems) or in forms or packin	335,589,983	405,351,758	24632

**Table (6): Domestic exports of the Chemical products sector according to level of Sophistication**

HS Code	Name	Domestic Exports value USD	Imports USD	Sophistication
3801	Artificial graphite; colloidal or semi-colloidal graphite; preparations based on graphite or other carbon in the form of pastes, blocks, plates or other semi-manufactures.	109,637	83,328	24393
3703	Photographic paper, paperboard and textiles, sensitised, unexposed.	62,920	786,178	24347
3504	Peptones and their derivatives; other protein substances and their derivatives, not elsewhere specified or included; hide powder, whether or not chromed.	5,998	1,078,510	23595
3816	Refractory cements, mortars, concretes and similar compositions, other than products of heading 38.01.	819,768	3,487,029	21875
3207	Prepared pigments, prepared opacifiers and prepared colours, vitrifiable enamels and glazes, engobes (slips), liquid lustres and similar preparations, of a kind used in the ceramic, enamelling or glass industry; glass frit and other glass, in the form of	16,175,153	1,406,044	21730
2827	Chlorides, chloride oxides and chloride hydroxides; bromides and bromide oxides; iodides and iodide oxides.	46,527,896	761,449	20917
3407	Modelling pastes, including those put up for children's amusement; preparations known as "dental wax" or as "dental impression compounds", put up in sets, in packings for retail sale or in plates, horseshoe shapes, sticks or similar forms; other preparati"	294,720	470,769	20339
2804	Hydrogen, rare gases and other non-metals.	904,944	6,949,759	20337
2806	Hydrogen chloride (hydrochloric acid); chlorosulphuric acid.	1,165,430	127,078	20118
3503	Gelatin (including gelatin in rectangular (including square) sheets, whether or not surface-worked or coloured) and gelatin derivatives; isinglass; other glues of animal origin, excluding casein glues of heading 35.01.	967,713	1,437,182	19901
2917	Polycarboxylic acids, their anhydrides, halides, peroxides and peroxyacids; their halogenated, sulphonated, nitrated or nitrosated derivatives.	35,539	9,807,396	19872
3212	Pigments (including metallic powders and flakes) dispersed in non-aqueous media, in liquid or paste form, of a kind used in the manufacture of paints (including enamels); stamping foils; dyes and other colouring matter put up in forms or packings for reta	4,409,561	3,117,303	19720
3824	Prepared binders for foundry moulds or cores; chemical products and preparations of the chemical or allied industries (including those consisting of mixtures of natural products), not elsewhere specified or included.	15,312,734	38,002,180	18957
3506	Prepared glues and other prepared adhesives, not elsewhere specified or included; products suitable for use as glues or adhesives, put up for retail sale as glues or adhesives, not exceeding a net weight of 1 kg.	7,671,439	14,723,166	18257

**Table (6): Domestic exports of the Chemical products sector according to level of Sophistication**

HS Code	Name	Domestic Exports value USD	Imports USD	Sophistication
3204	Synthetic organic colouring matter, whether or not chemically defined; preparations as specified in Note 3 to this Chapter based on synthetic organic colouring matter; synthetic organic products of a kind used as fluorescent brightening agents or as lumin	341,334	7,072,800	18070
3303	Perfumes and toilet waters.	1,319,234	11,892,800	17926
3820	Anti-freezing preparations and prepared de-icing fluids.	10,740	933,857	17756
3214	Glaziers' putty, grafting putty, resin cements, caulking compounds and other mastics; painters' fillings; non-refractory surfacing preparations for façades, indoor walls, floors, ceilings or the like.	20,821,708	11,342,746	17753
3005	Wadding, gauze, bandages and similar articles (for example, dressings, adhesive plasters, poultices), impregnated or coated with pharmaceutical substances or put up in forms or packings for retail sale for medical, surgical, dental or veterinary purposes.	43,322	10,503,701	17715
3211	Prepared driers.	55,819	642,548	17275
2826	Fluorides; fluorosilicates, fluoroaluminates and other complex fluorine salts.	7,080,807	0	17065
3304	Beauty or make-up preparations and preparations for the care of the skin (other than medicaments), including sunscreen or sun tan preparations; manicure or pedicure preparations.	22,095,134	34,120,885	16914
3307	Pre-shave, shaving or after-shave preparations, personal deodorants, bath preparations, depilatories and other perfumery, cosmetic or toilet preparations, not elsewhere specified or included; prepared room deodorisers, whether or not perfumed or having di	1,361,665	21,605,736	16538
2931	Other organo-inorganic compounds.	146,358	87,781,252	16511
3808	Insecticides, rodenticides, fungicides, herbicides, anti-sprouting products and plant-growth regulators, disinfectants and similar products, put up in forms or packings for retail sale or as preparations or articles (for example, sulphur-treated bands, wi	35,695,374	30,995,910	16289
3208	Paints and varnishes (including enamels and lacquers) based on synthetic polymers or chemically modified natural polymers, dispersed or dissolved in a non-aqueous medium; solutions as defined in Note 4 to this Chapter.	12,532,307	12,619,712	16141
2811	Other inorganic acids and other inorganic oxygen compounds of non-metals.	5,960,953	3,910,323	16047
2841	Salts of oxometallic or peroxometallic acids.	73,290	241,894	15823
3814	Organic composite solvents and thinners, not elsewhere specified or included; prepared paint or varnish removers.	347,355	6,227,539	15667
2808	Nitric acid; sulphonitric acids.	4,147,502	4,371,083	15493
2942	Other organic compounds.	8,941,270	73,255,312	15311



**Table (6): Domestic exports of the Chemical products sector according to level of Sophistication**

HS Code	Name	Domestic Exports value USD	Imports USD	Sophistication
3406	Candles, tapers and the like.	20,250	1,325,387	15301
2936	Provitamins and vitamins, natural or reproduced by synthesis (including natural concentrates), derivatives thereof used primarily as vitamins, and intermixtures of the foregoing, whether or not in any solvent.	996,694	6,461,081	15086
2904	Sulphonated, nitrated or nitrosated derivatives of hydrocarbons, whether or not halogenated.	676,662	3,485,661	14930
2801	Fluorine, chlorine, bromine and iodine.	49,682,086	204,186	14482
2805	Alkali or alkaline-earth metals; rare-earth metals, scandium and yttrium, whether or not intermixed or interalloyed; mercury.	794,363	258,989	14383
2834	Nitrites; nitrates.	112,259,680	1,751,608	14342
2833	Sulphates; alums; peroxosulphates (persulphates).	333,221	5,240,952	14122
3305	Preparations for use on the hair.	1,765,749	64,847,062	13765
3102	Mineral or chemical fertilisers, nitrogenous.	297,554,759	26,523,902	13486
3402	Organic surface-active agents (other than soap); surface-active preparations, washing preparations (including auxiliary washing preparations) and cleaning preparations, whether or not containing soap, other than those of heading 34.01.	111,347,496	95,018,463	13237
3823	Industrial monocarboxylic fatty acids; acid oils from refining; industrial fatty alcohols.	107,634	2,472,314	12276
3209	Paints and varnishes (including enamels and lacquers) based on synthetic polymers or chemically modified natural polymers, dispersed or dissolved in an aqueous medium.	3,765,258	7,653,387	10804
3105	Mineral or chemical fertilisers containing two or three of the fertilising elements nitrogen, phosphorus and potassium; other fertilisers; goods of this Chapter in tablets or similar forms or in packages of a gross weight not exceeding 10 kg.	38,713,314	20,068,039	10713
3104	Mineral or chemical fertilisers, potassic.	603,107,289	2,883,207	10622
3306	Preparations for oral or dental hygiene, including denture fixative pastes and powders; yarn used to clean between the teeth (dental floss), in individual retail packages.	137,333	9,393,933	10602
3210	Other paints and varnishes (including enamels, lacquers and distempers); prepared water pigments of a kind used for finishing leather.	55,351	365,325	10277
2815	Sodium hydroxide (caustic soda); potassium hydroxide (caustic potash); peroxides of sodium or potassium.	31,993,591	3,335,413	10255
3405	Polishes and creams, for footwear, furniture, floors, coachwork, glass or metal, scouring pastes and powders and similar preparations (whether or not in the form of paper, wadding, felt, nonwovens, cellular plastics or cellular rubber, impregnated, coated	7,017,593	5,442,238	10125

**Table (6): Domestic exports of the Chemical products sector according to level of Sophistication**

HS Code	Name	Domestic Exports value USD	Imports USD	Sophistication
2845	Isotopes other than those of heading 28.44; compounds, inorganic or organic, of such isotopes, whether or not chemically defined.	3,089	17,688	9588
2836	Carbonates; peroxocarbonates (percarbonates); commercial ammonium carbonate containing ammonium carbamate.	31,058,318	5,132,913	9463
3003	Medicaments (excluding goods of heading 30.02, 30.05 or 30.06) consisting of two or more constituents which have been mixed together for therapeutic or prophylactic uses, not put up in measured doses or in forms or packings for retail sale.	250,723,637	36,772,232	8819
2828	Hypochlorites; commercial calcium hypochlorite; chlorites; hypobromites.	340,002	1,870,013	8802
3215	Printing ink, writing or drawing ink and other inks, whether or not concentrated or solid.	4,898,708	11,421,647	6420
3401	Soap; organic surface-active products and preparations for use as soap, in the form of bars, cakes, moulded pieces or shapes, whether or not containing soap; organic surface-active products and preparations for washing the skin, in the form of liquid or c	15,757,107	25,940,937	5954
2835	Phosphinates (hypophosphites), phosphonates (phosphites) and phosphates; polyphosphates, whether or not chemically defined.	72,638	14,365,237	5278
2809	Diphosphorus pentoxide; phosphoric acid; polyphosphoric acids, whether or not chemically defined.	107,600,031	6,734,768	4507
2807	Sulphuric acid; oleum.	4,300,090	1,997,774	4372
2839	Silicates; commercial alkali metal silicates.	302,451	2,038,712	3809
3301	Essential oils (terpeneless or not), including concretes and absolutes; resinoids; extracted oleoresins; concentrates of essential oils in fats, in fixed oils, in waxes or the like, obtained by enfleurage or maceration; terpenic by-products of the deterpe	496,513	1,529,688	2601
3825	Residual products of the chemical or allied industries, not elsewhere specified or included; municipal waste; sewage sludge; other wastes specified in Note 6 to this Chapter.	16,324	13,092	2151
3103	Mineral or chemical fertilisers, phosphatic.	85,668,869	103,163	905

## 6.2 Analysis of the Top 5 Products in the Chemical Product

### 1 Oxygen-function amino-compounds. (HS Code: 2922)

Product Description	
• Sophistication	35,700
• Total global export value	19.6 USD billion
• Jordan export value (according to Product Space)	62,298 USD
• Jordan export value (according to DOS)	5,499 USD
• Jordan export value (according to DOS) as percent of total global export value	0.00002%
• Share of Jordan's total sector exports (according to DOS)	0.0002%

According to Product Space data, which takes into account the total exports (domestic exports and re-exports). Jordan exports this product to Nigeria (50%), Korea (38%), Somalia (8.2%) and to Algeria (3.7%)

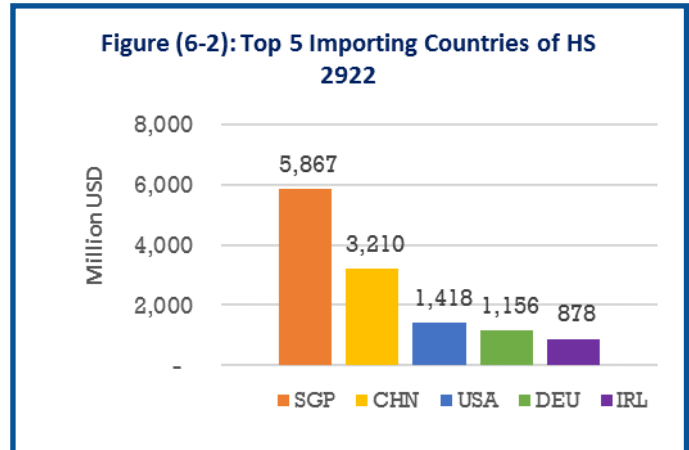


Figure (6-7) above shows the top five importers of the product in 2014, and thereby constitute potential markets for Jordanian exports. Singapore is the largest importer with imports of USD 5.8 billion in 2014, followed by China with USD 3.2 billion

### 2 Acyclic hydrocarbons.(HS Code: 2901)

Product Description	
• Sophistication	32,979
• Total global export value	29.2 USD Billion
• Jordan export value (according to Product Space)	121,747 USD
• Jordan export value (according to DOS)	121,880 USD
• Jordan export value (according to DOS) as percent of total global export value	0.0004%
• Share of Jordan's total sector exports (according to DOS)	0.005%

According to Product Space data, which takes into account the total exports (domestic exports and re-exports). Jordan exports this product to the UAE (100%)

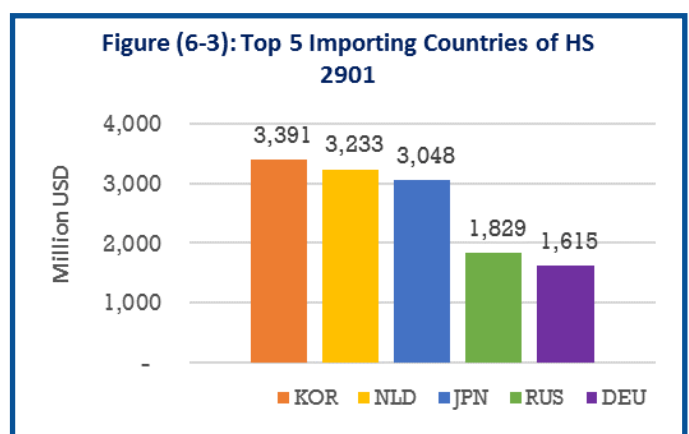


Figure (6-8) above shows the top five importers of the product in 2014, and thereby constitute potential markets for Jordanian exports. Korea is the largest importer with imports of USD 3.3 billion in 2014, followed by the Netherlands with USD 3.2 billion

### 3 Human blood; animal blood prepared for therapeutic use. (HS Code: 3002)

Product Description	
• Sophistication	32,240
• Total global export value	129 USD Billion
• Jordan export value (according to Product Space)	12.6 USD Million
• Jordan export value (according to DOS)	10.6 USD Million
• Jordan export value (according to DOS) as percent of total global export value	0.008%
• Share of Jordan's total sector exports (according to DOS)	0.46%

According to Product Space data, which takes into account the total exports (domestic exports and re-exports). Jordan exports this product to Saudi Arabia (27%), Kenya (12%), Sudan (8.7%) and to Uganda (7.6%)

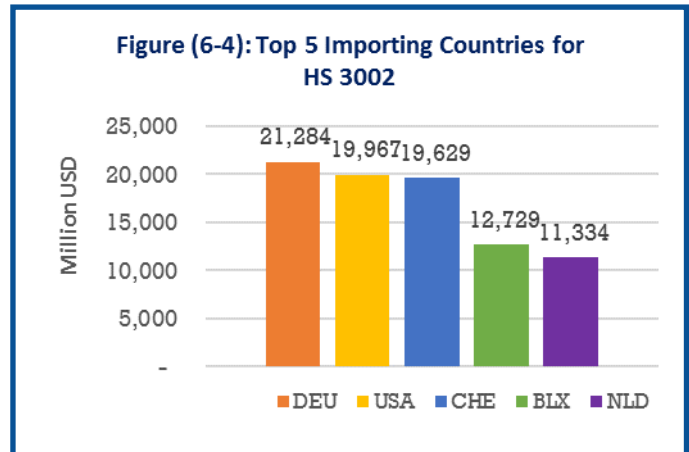


Figure (6-9) above shows the top five importers of the product in 2014, and thereby constitute potential markets for Jordanian exports. Germany is the largest importer with imports of USD 21.2 billion in 2014, followed by the USA with USD 19.9 billion

### 4 Chlorates and perchlorates; bromates and perbromates. (HS Code: 2829)

Product Description	
• Sophistication	30,989
• Total global export value	792 USD Million
• Jordan export value (according to Product Space)	1.5 USD Million
• Jordan export value (according to DOS)	18,016 USD
• Jordan export value (according to DOS) as percent of total global export value	0.002%
• Share of Jordan's total sector exports (according to DOS)	0.0007%

According to Product Space data, which takes into account the total exports (domestic exports and re-exports). Jordan exports this product to Qatar (61%), Syria (26%), Malaysia (9.1%), Iraq (1.6%) and to Oman (1.5%)

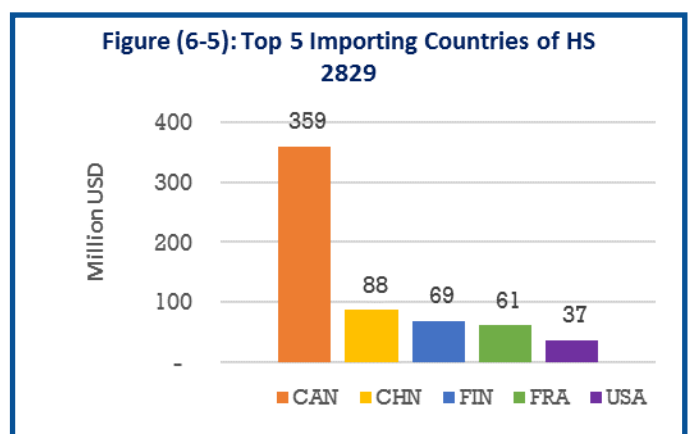


Figure (6-10) above shows the top five importers of the product in 2014, and thereby constitute potential markets for Jordanian exports. Canada is the largest importer with imports of USD 359 million in 2014, followed by China with USD 87 million.

## 5 Pickling preparations for metal surfaces. (HS Code: 3810)

Product Description	
• Sophistication	29,590
• Total global export value	1.77 USD Billion
• Jordan export value (according to Product Space)	104,938 USD
• Jordan export value (according to DOS)	41,909 USD
• Jordan export value (according to DOS) as percent of total global export value	0.002%
• Share of Jordan's total sector exports (according to DOS)	0.001%

According to Product Space data, which takes into account the total exports (domestic exports and re-exports). Jordan exports this product to Iraq (60%) and to Saudi Arabia (40%)

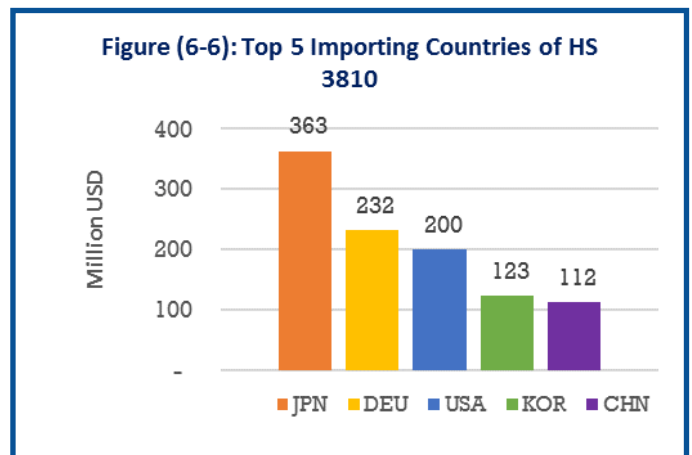


Figure (6-11) above shows the top five importers of the product in 2014, and thereby constitute potential markets for Jordanian exports. Japan is the largest importer with imports of USD 362 million in 2014, followed by Germany with USD 231 million.

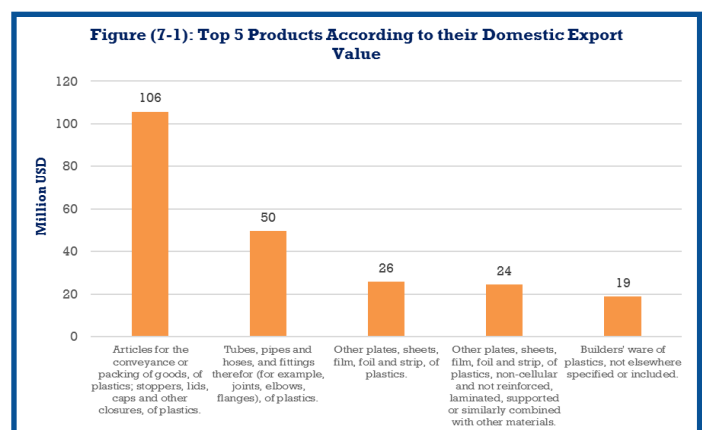
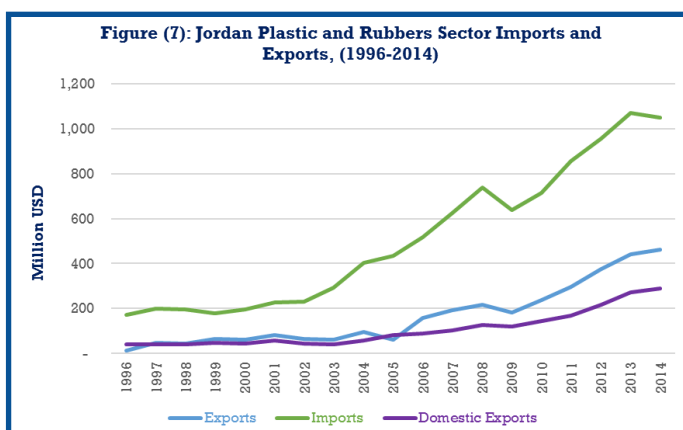
## 7. Plastics and Rubbers Sector

### 7.1 Introduction to Plastics and Rubbers Sector

The Plastics and Rubbers Sector accounted for approximately USD 800 billion, of which Jordan contributes USD 461 million, of total global exports\* in 2014. Jordanian domestic exports from this sector amounted to USD 287 million, which accounts for 3.96% of total domestic exports, and equal to 0.8% of GDP in 2014. However, Imports of the sector reached USD 998 million; accounting for 4.4% of total Jordanian imports. Figure (7) shows the total exports, domestic exports, and imports of the Jordanian Plastics and Rubbers Sector for 1996-2014 period. Figure (7-1) provides the five products of this sector with the highest domestic export value in 2014.

Table (7) provides the products currently being produced in the Jordanian Plastics and Rubbers Sector ranked according to their level of sophistication; as well as an analysis of these products

of the five products with the highest sophistication. These products were identified in order to stress the importance of investing in the manufacture and export of these products due to their effect on the economic complexity of the Jordanian economy and its prosperity. The analysis includes the size of the international markets for this product as well as Jordan's contribution to them. The analysis of the international market includes a list of all countries that import this product from Jordan in 2014. Furthermore, the largest importers of these products have been identified as they represent potential markets.



\* Total Exports = Domestic Exports + Re-Exports



**Table (7): Domestic exports of the Plastics and Rubber sector according to level of Sophistication**

HS Code	Name	Domestic Exports value USD	Imports USD	Sophistication
3914	Ion-exchangers based on polymers of headings 39.01 to 39.13, in primary forms.	5,199	395,889	31382
3901	Polymers of ethylene, in primary forms.	17,329,250	257,005,421	24468
3909	Amino-resins, phenolic resins and polyurethanes, in primary forms.	145,615	5,042,710	24295
3919	Self-adhesive plates, sheets, film, foil, tape, strip and other flat shapes, of plastics, whether or not in rolls.	930,803	19,378,682	22219
3902	Polymers of propylene or of other olefins, in primary forms.	92,561	84,706,176	22083
3904	Polymers of vinyl chloride or of other halogenated olefins, in primary forms.	718,826	58,454,494	21187
3921	Other plates, sheets, film, foil and strip, of plastics.	25,715,105	33,394,467	20511
3907	Polyacetals, other polyethers and epoxide resins, in primary forms; polycarbonates, alkyd resins, polyallyl esters and other polyesters, in primary forms.	5,050,365	85,927,391	19274
3906	Acrylic polymers in primary forms.	133,863	18,246,617	18719
4016	Other articles of vulcanised rubber other than hard rubber.	131,616	5,402,206	16699
3920	Other plates, sheets, film, foil and strip, of plastics, non-cellular and not reinforced, laminated, supported or similarly combined with other materials.	24,442,725	66,384,534	16419
3926	Other articles of plastics and articles of other materials of headings 39.01 to 39.14.	15,956,966	45,328,688	15428
3918	Floor coverings of plastics, whether or not self-adhesive, in rolls or in the form of tiles; wall or ceiling coverings of plastics, as defined in Note 9 to this Chapter.	15,095	2,906,279	15257
4004	Waste, parings and scrap of rubber (other than hard rubber) and powders and granules obtained therefrom.	287,911	270,843	14582
4009	Tubes, pipes and hoses, of vulcanised rubber other than hard rubber, with or without their fittings (for example, joints, elbows, flanges).	246,331	2,867,707	14538
4017	Hard rubber (for example, ebonite) in all forms, including waste and scrap; articles of hard rubber.	1030.71	215,987	14446
3925	Builders' ware of plastics, not elsewhere specified or included.	18,813,364	6,604,257	12816

**Table (7): Domestic exports of the Plastics and Rubber sector according to level of Sophistication**

HS Code	Name	Domestic Exports value USD	Imports USD	Sophistication
3922	Baths, shower-baths, sinks, wash-basins, bidets, lavatory pans, seats and covers, flushing cisterns and similar sanitary ware, of plastics.	7,620	5,630,655	12375
4010	Conveyor or transmission belts or belting, of vulcanised rubber.	98,725	6,504,158	12340
3924	Tableware, kitchenware, other household articles and hygienic or toilet articles, of plastics.	18,618,153	18,939,126	10478
3923	Articles for the conveyance or packing of goods, of plastics; stoppers, lids, caps and other closures, of plastics.	105,620,713	57,426,043	10327
3917	Tubes, pipes and hoses, and fittings therefor (for example, joints, elbows, flanges), of plastics.	49,586,363	37,056,361	9728
3915	Waste, parings and scrap, of plastics.	274,957	54,825	8806
4007	Vulcanised rubber thread and cord.	164,818	265,531	8628
4015	Articles of apparel and clothing accessories (including gloves, mittens and mitts), for all purposes, of vulcanised rubber other than hard rubber.	7,742	6,372,588	8134
3905	Polymers of vinyl acetate or of other vinyl esters, in primary forms; other vinyl polymers in primary forms.	2,535,936	8,902,389	8131
3916	Monofilament of which any cross-sectional dimension exceeds 1 mm, rods, sticks and profile shapes, whether or not surface-worked but not otherwise worked, of plastics.	146,648	1,414,767	8108
3913	Natural polymers (for example, alginic acid) and modified natural polymers (for example, hardened proteins, chemical derivatives of natural rubber), not elsewhere specified or included, in primary forms.	41,128	890,113	6953

## 7.2 Analysis of the Top 5 Products in the Plastics and Rubbers Sector and their Rankings According to the Level of Sophistication

### 1 Polymers of ethylene, in primary forms. (HS Code: 3901)

Product Description	
• Sophistication	24,467
• Total global export value	81 USD Billion
• Jordan export value (according to Product Space)	148 USD Million
• Jordan export value (according to DOS)	17.3 USD Million
• Jordan export value (according to DOS) as percent of total global export value	0.02%
• Share of Jordan's total sector exports (according to DOS)	6%

According to Product Space data, which takes into account the total exports (domestic exports and re-exports). Jordan exports this product to Israel (85%), Iraq (5%), Palestine (2.9%), UAE (2.2%) and Saudi Arabia (2.1%)

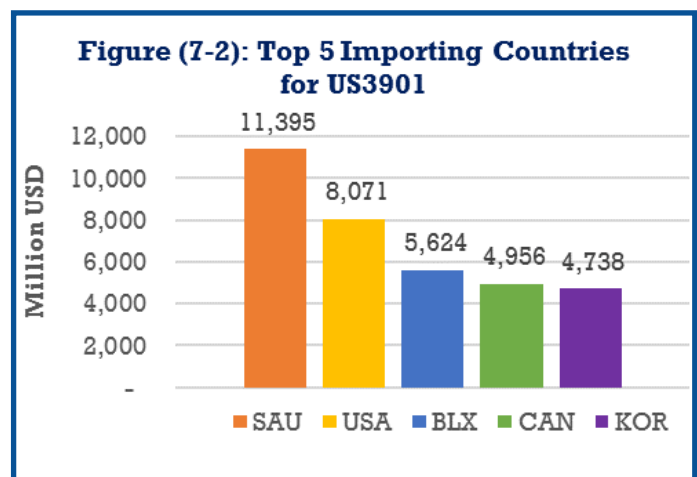


Figure (7-5) above shows the top five importers of the product in 2014, and thereby constitute potential markets for Jordanian exports. Germany is the largest importer with imports of Saudi Arabia 11,395 million in 2014, followed by USA with USD 8,071 million

## 2 Amino-resins, phenolic resins and polyurethanes, in primary forms. (HS Code: 3909)

Product Description	
• Sophistication	24,294
• Total global export value	15.9 USD Billion
• Jordan export value (according to Product Space)	196,264 USD
• Jordan export value (according to DOS)	145,614 USD
• Jordan export value (according to DOS) as percent of total global export value	0.0009%
• Share of Jordan's total sector exports (according to DOS)	0.05%

According to Product Space data, which takes into account the total exports (domestic exports and re-exports). Jordan exports this product to Iraq (56%), Qatar (26%) and to UAE (18%)

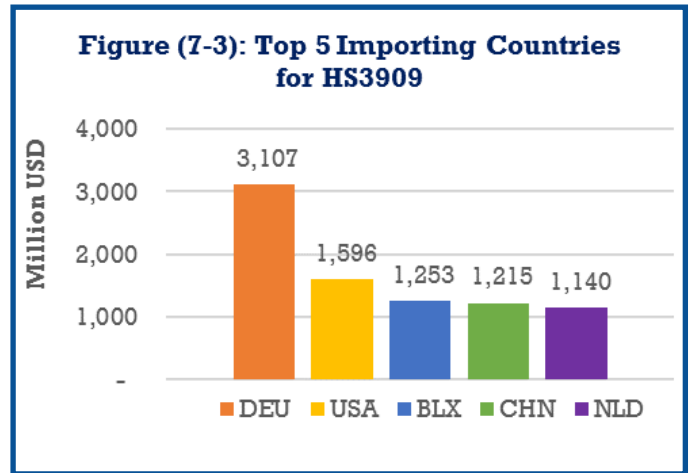


Figure (7-6) above shows the top five importers of the product in 2014, and thereby constitute potential markets for Jordanian exports. Germany is the largest importer with imports of USD 3,107 million in 2014, followed by the USA with USD 1,596 million

## 3 Flat shapes, of plastics, whether or not in rolls. (HS Code: 3919)

Product Description	
• Sophistication	22,219
• Total global export value	20.7 USD Billion
• Jordan export value (according to Product Space)	1.3 USD Million
• Jordan export value (according to DOS)	930,803 USD
• Jordan export value (according to DOS) as percent of total global export value	0.004%
• Share of Jordan's total sector exports (according to DOS)	0.32%

According to Product Space data, which takes into account the total exports (domestic exports and re-exports). Jordan exports this product to Iraq (28%), Saudi (26%), Egypt (11%), Angola (7.2%) and to Kuwait (6.2%)

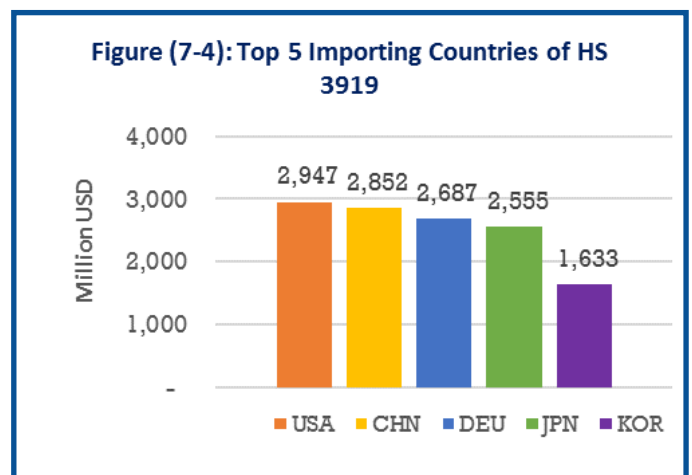
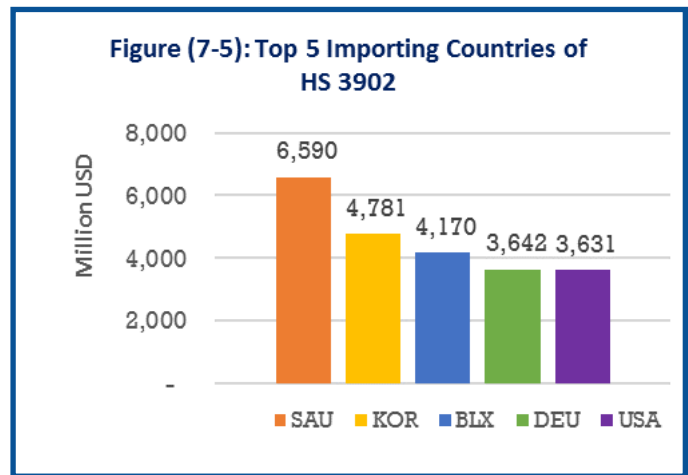


Figure (7-7) above shows the top five importers of the product in 2014, and thereby constitute potential markets for Jordanian exports. The USA is the largest importer with imports of USD 2.9 billion in 2014, followed by China with USD 2.8 billion

## 4 Polymers of propylene or of other olefins, in primary forms. (HS Code: 3902)

Product Description	
• Sophistication	22,082
• Total global export value	47.5 USD Billion
• Jordan export value (according to Product Space)	15.8 USD Million
• Jordan export value (according to DOS)	92,560 USD
• Jordan export value (according to DOS) as percent of total global export value	0.0001%
• Share of Jordan's total sector exports (according to DOS)	0.03%

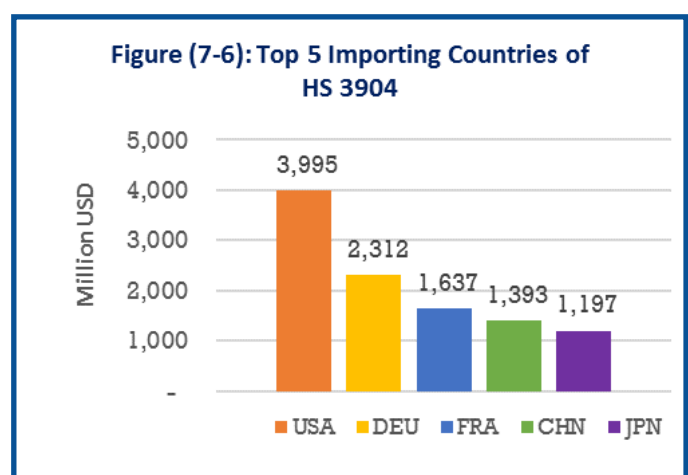


According to Product Space data, which takes into account the total exports (domestic exports and re-exports). Jordan exports this product to Israel (93%), Iraq (5.5%) and to Saudi Arabia (0.72%)

Figure (7-8) above shows the top five importers of the product in 2014, and thereby constitute potential markets for Jordanian exports. Saudi is the largest importer with imports of USD 6.5 billion in 2014, followed by Korea with USD 4.7 billion

## 5 Polymers of vinyl chloride or of other halogenated olefins, in primary forms. (HS Code: 3904)

Product Description	
• Sophistication	21,186
• Total global export value	19.8 USD Billion
• Jordan export value (according to Product Space)	993,909 USD
• Jordan export value (according to DOS)	718,826 USD
• Jordan export value (according to DOS) as percent of total global export value	0.003%
• Share of Jordan's total sector exports (according to DOS)	0.25%



According to Product Space data, which takes into account the total exports (domestic exports and re-exports). Jordan exports this product to Syria (55%), Iraq (33%), Egypt (4.8%), Palestine (3.9%) and to Saudi Arabia (1.9%)

Figure (7-9) above shows the top five importers of the product in 2014, and thereby constitute potential markets for Jordanian exports. The USA is the largest importer with imports of USD 3.9 billion in 2014, followed by Germany with USD 2.3 billion

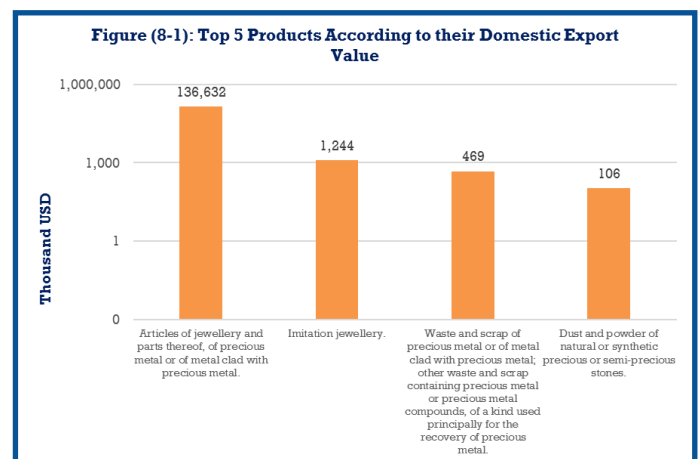
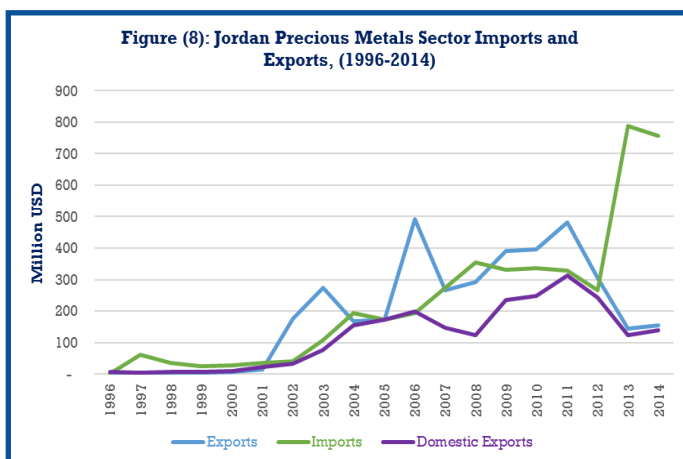
## 8. Precious Metal Sector

### 8.1 Introduction to Precious Metal Sector

The Precious Metal Sector accounted for approximately USD 550 billion, of which Jordan contributes USD 154 million, of total global exports\* in 2014. Jordanian domestic exports from this sector amounted to USD 138 million, which accounts for 1.9% of total domestic exports, and equal to 0.39% of GDP in 2014. However, Imports of the sector reached USD 740 million; accounting for 3.2% of total Jordanian imports. Figure (8) shows the total exports, domestic exports, and imports of the Jordanian Precious Metal Sector for 1996-2014 period. Figure (8-1) provides the five products of this sector with the highest domestic export value in 2014.

Table (8) provides the products currently being produced in the Jordanian Precious Metal Sector ranked according to their level of sophistication;

as well as an analysis of these products of the five products with the highest sophistication. These products were identified in order to stress the importance of investing in the manufacture and export of these products due to their effect on the economic complexity of the Jordanian economy and its prosperity. The analysis includes the size of the international markets for this product as well as Jordan's contribution to them. The analysis of the international market includes a list of all countries that import this product from Jordan in 2014. Furthermore, the largest importers of these products have been identified as they represent potential markets.



\* Total Exports = Domestic Exports + Re-Exports

**Table (8): Domestic exports of the Precious Metals sector according to level of Sophistication**

HS Code	Name	Domestic Exports value USD	Imports USD	Sophistication
7105	Dust and powder of natural or synthetic precious or semi-precious stones.	106,382	44,251	33868
7113	Articles of jewellery and parts thereof, of precious metal or of metal clad with precious metal.	136,631,718	118,938,847	12848
7117	Imitation jewellery.	1,243,614	7,532,976	9943
7112	Waste and scrap of precious metal or of metal clad with precious metal; other waste and scrap containing precious metal or precious metal compounds, of a kind used principally for the recovery of precious metal.	468,787	0	8433



## 8.2 Analysis of the Top 5 Products in the Precious Metals Sector and their Rankings According to the Level of Sophistication

### 1 Dust and powder of natural or synthetic precious or semi-precious stones. (HS Code: 7105)

Product Description	
• Sophistication	33,867
• Total global export value	535 USD Million
• Jordan export value (according to Product Space)	106,000 USD
• Jordan export value (according to DOS)	106,381 USD
• Jordan export value (according to DOS) as percent of total global export value	0.019%
• Share of Jordan's total sector exports (according to DOS)	0.077%

According to Product Space data, which takes into account the total exports (domestic exports and re-exports). Jordan exports this product to Kuwait (100%)

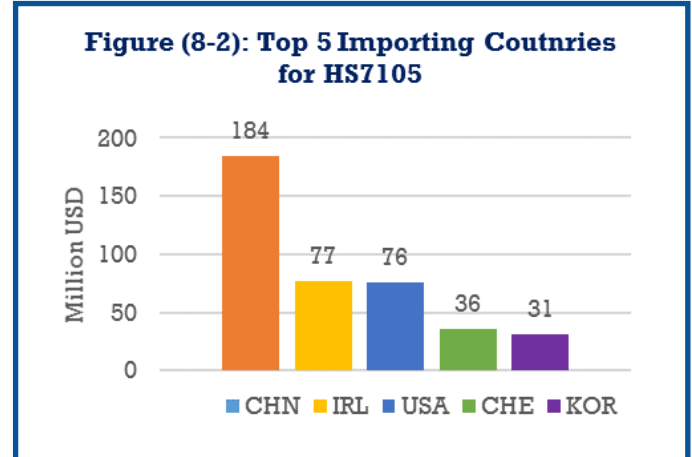
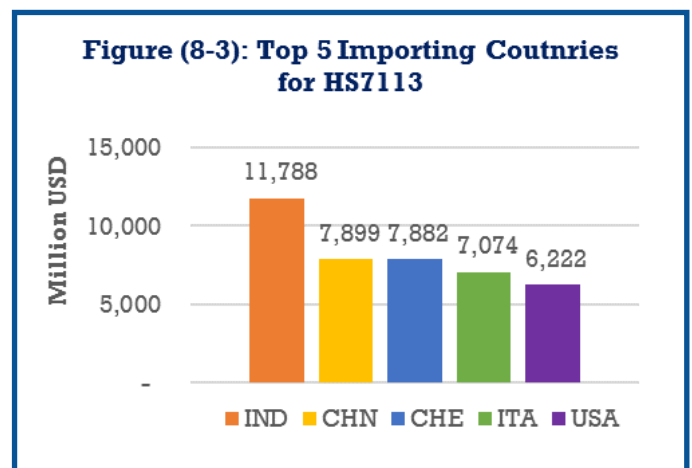


Figure (8-2) above shows the top five importers of the product in 2014, and thereby constitute potential markets for Jordanian exports. China is the largest importer with imports of USD 184 million in 2014, followed by Ireland with USD 77 million

### 2 Articles of jewellery and parts thereof, of precious metal or of metal clad with precious metal. (HS Code: 7113)

Product Description	
• Sophistication	12,847
• Total global export value	81.2 USD Billion
• Jordan export value (according to Product Space)	117 USD Million
• Jordan export value (according to DOS)	136 USD Million
• Jordan export value (according to DOS) as percent of total global export value	0.16%
• Share of Jordan's total sector exports (according to DOS)	98.5%



According to Product Space data, which takes into account the total exports (domestic exports and re-exports). Jordan exports this product to USA (76%), Saudi Arabia (12%), Italy (3.1%), Canada (2.5%), and to the UAE (2.2%)

Figure (8-5) above shows the top five importers of the product in 2014, and thereby constitute potential markets for Jordanian exports. India is the largest importer with imports of USD 11788 million in 2014, followed by China with USD 7899 million

### 3 Imitation Jewellery. (HS Code: 7117)

Product Description	
• Sophistication	9,942
• Total global export value	7.99 USD Billion
• Jordan export value (according to Product Space)	458,000 USD
• Jordan export value (according to DOS)	1.2 USD Million
• Jordan export value (according to DOS) as percent of total global export value	0.015%
• Share of Jordan's total sector exports (according to DOS)	0.86%

According to Product Space data, which takes into account the total exports (domestic exports and re-exports). Jordan exports this product to UAE (41%), United States (26%), Sudan (5.9%), Italy (5.1%) and to Hong Kong (4.9%)

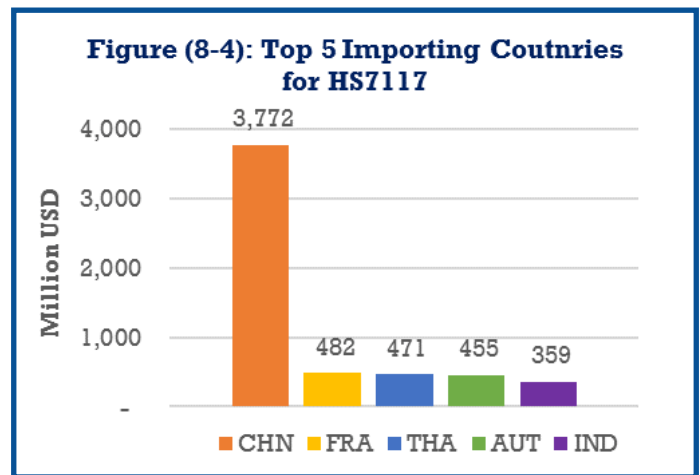


Figure (8-6) above shows the top five importers of the product in 2014, and thereby constitute potential markets for Jordanian exports. China is the largest importer with imports of USD 3,772 million in 2014, followed by France with USD 482 million

### 4 Waste and scrap of precious metal or of metal clad with precious metal. (HS Code: 7112)

Product Description	
• Sophistication	8,433
• Total global export value	18.4 USD Billion
• Jordan export value (according to Product Space)	12.8 USD Million
• Jordan export value (according to DOS)	468,000 USD
• Jordan export value (according to DOS) as percent of total global export value	0.002%
• Share of Jordan's total sector exports (according to DOS)	0.33%

According to Product Space data, which takes into account the total exports (domestic exports and re-exports). Jordan exports this product to Italy (40%), Germany (28%), UK (28%), Sweden (3.1%), and to Czech Republic (0.57%)

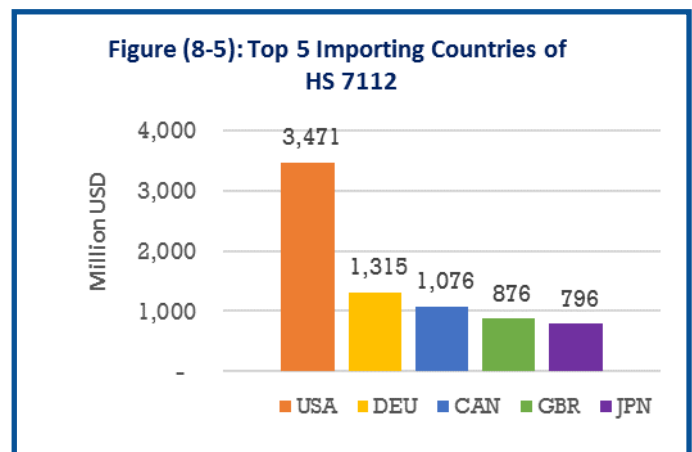


Figure (8-7) above shows the top five importers of the product in 2014, and thereby constitute potential markets for Jordanian exports. The USA is the largest importer with imports of USD 3.4 billion in 2014, followed by Germany with USD 1.3 billion

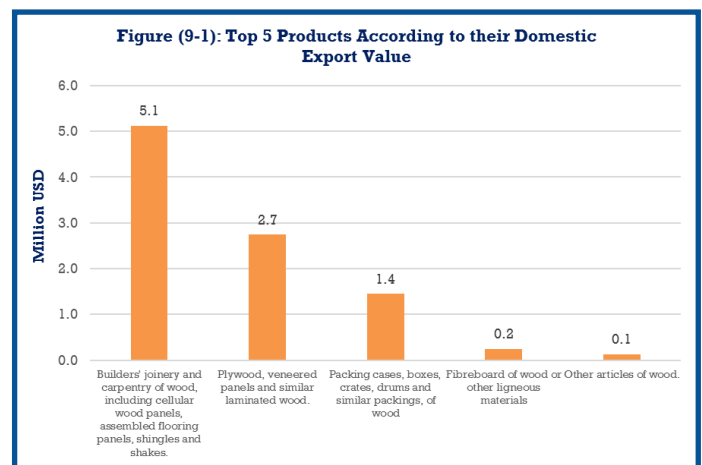
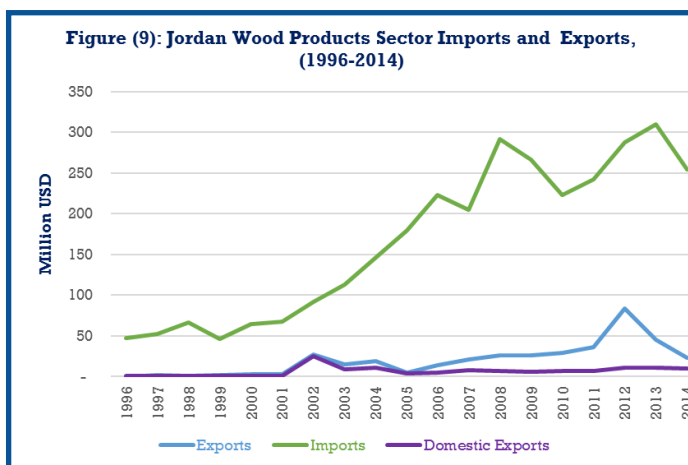
## 9. Wood Products Sector

### 9.1 Introduction to Wood Products Sector

The Wood Products Sector accounted for approximately USD 135 billion, of which Jordan contributes USD 21.2 million, of total global exports\* in 2014. Jordanian domestic exports from this sector amounted to USD 10.1 million, which accounts for 0.14% of total domestic exports, and equal to 0.03% of GDP in 2014. However, Imports of the sector reached USD 226 million; accounting for 1% of total Jordanian imports. Figure (9) shows the total exports, domestic exports, and imports of the Jordanian Wood Products Sector for 1996-2014 period. Figure (9-1) provides the five products of this sector with the highest domestic export value in 2014.

Table (9) provides the products currently being produced in the Jordanian Wood Products Sector ranked according to their level of sophistication;

as well as an analysis of these products of the five products with the highest sophistication. These products were identified in order to stress the importance of investing in the manufacture and export of these products due to their effect on the economic complexity of the Jordanian economy and its prosperity. The analysis includes the size of the international markets for this product as well as Jordan's contribution to them. The analysis of the international market includes a list of all countries that import this product from Jordan in 2014. Furthermore, the largest importers of these products have been identified as they represent potential markets.



\* Total Exports = Domestic Exports + Re-Exports

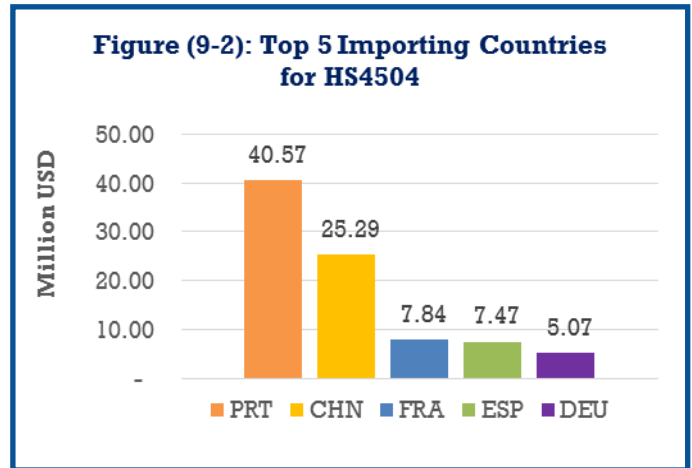
**Table (9): Domestic exports of the Wood products sector according to level of Sophistication**

HS Code	Name	Domestic Exports value USD	Imports USD	Sophistication
4502	Natural cork, debarked or roughly squared, or in rectangular (including square) blocks, plates, sheets or strip (including sharp-edged blanks for corks or stoppers).	69,421	0	22545
4504	Agglomerated cork (with or without a binding substance) and articles of agglomerated cork.	11,181	40,600	20612
4418	Builders' joinery and carpentry of wood, including cellular wood panels, assembled flooring panels, shingles and shakes.	5,123,462	4,274,480	18884
4411	Fibreboard of wood or other ligneous materials, whether or not bonded with resins or other organic substances.	246,888	29,363,941	18356
4410	Particle board, oriented strand board (OSB) and similar board (for example, waferboard) of wood or other ligneous materials, whether or not agglomerated with resins or other organic binding substances.	26,226	2,722,616	15163
4412	Plywood, veneered panels and similar laminated wood.	2,737,206	72,028,845	12872
4421	Other articles of wood.	129,765	3,063,809	11452
4414	Wooden frames for paintings, photographs, mirrors or similar objects.	58,545	247,135	11272
4415	Packing cases, boxes, crates, drums and similar packings, of wood; cable-drums of wood; pallets, box pallets and other load boards, of wood; pallet collars of wood.	1,449,838	9,985,214	11048
4419	Tableware and kitchenware, of wood.	31,490	717,739	9257
4407	Wood sawn or chipped lengthwise, sliced or peeled, whether or not planed, sanded or end-jointed, of a thickness exceeding 6 mm.	73,541	95,495,933	8810
4413	Densified wood, in blocks, plates, strips or profile shapes.	14,805	570,497	7268
4420	Wood marquetry and inlaid wood; caskets and cases for jewellery or cutlery, and similar articles, of wood; statuettes and other ornaments, of wood; wooden articles of furniture not falling in Chapter 94.	75,864	502,143	5316
4601	Plaits and similar products of plaiting materials, whether or not assembled into strips; plaiting materials, plaits and similar products of plaiting materials, bound together in parallel strands or woven, in sheet form, whether or not being finished article	63,205	673,973	3631
4403	Wood in the rough, whether or not stripped of bark or sapwood, or roughly squared.	6,963	312,975	2976
4402	Wood charcoal (including shell or nut charcoal), whether or not agglomerated.	38,580	4,824,236	710

## 9.2 Analysis of the Top 5 Products in the Wood Products Sector and their Rankings According to the Level of Sophistication

### 1 Agglomerated cork and articles of agglomerated cork. (HS Code: 4504)

Product Description	
• Sophistication	20,612
• Total global export value	120 USD Million
• Jordan export value (according to Product Space)	11,000 USD
• Jordan export value (according to DOS)	11,181 USD
• Jordan export value (according to DOS) as percent of total global export value	0.009%
• Share of Jordan's total sector exports (according to DOS)	0.11%

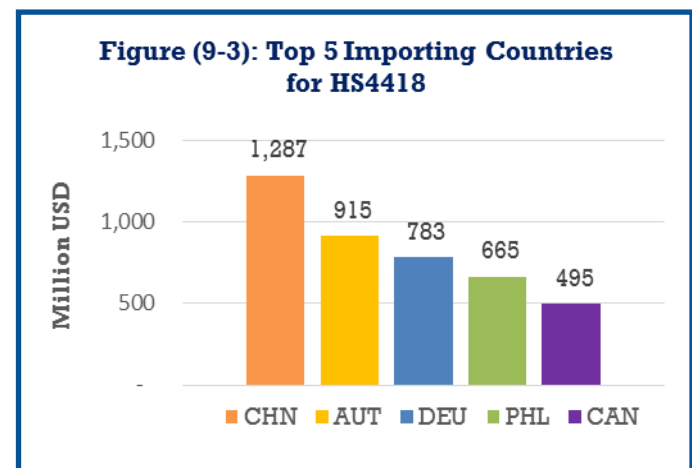


According to Product Space data, which takes into account the total exports (domestic exports and re-exports). Jordan exports this product to Israel (100%)

Figure (9-2) above shows the top five importers of the product in 2014, and thereby constitute potential markets for Jordanian exports. Portugal is the largest importer with imports of USD 40.47 million in 2014, followed by China with USD 25.29 million

### 2 Builders' joinery and carpentry of wood, including cellular wood panels, assembled flooring panels, shingles and shakes. (HS Code: 4418)

Product Description	
• Sophistication	18,884
• Total global export value	8.06 USD Million
• Jordan export value (according to Product Space)	5.11 USD million
• Jordan export value (according to DOS)	5.12 USD million
• Jordan export value (according to DOS) as percent of total global export value	0.0059%
• Share of Jordan's total sector exports (according to DOS)	51.2%

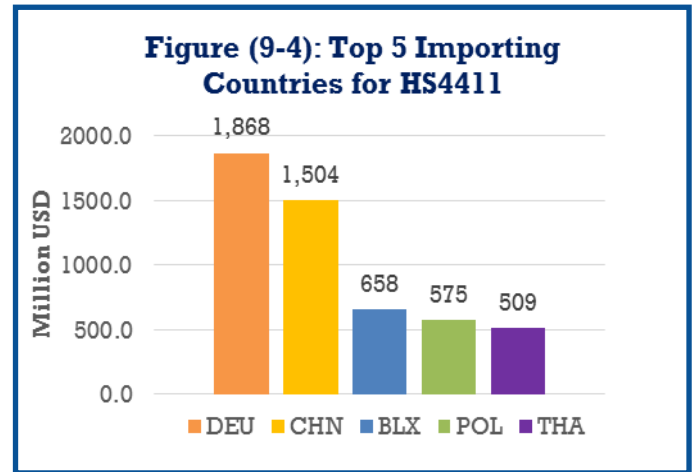


According to Product Space data, which takes into account the total exports (domestic exports and re-exports). Jordan exports this product to Qatar (74%), Saudi Arabia (13%), UAE(6.2%), Iraq (4.5%), Israel (1.3%) and to Palestine (0.29%).

Figure (9-3) above shows the top five importers of the product in 2014, and thereby constitute potential markets for Jordanian exports. China is the largest importer with imports of USD 1,287 million in 2014, followed by Austria with USD 915 million

### 3 Fibre board of wood or other ligneous materials, whether or not bonded with resins or other organic substances. (HS Code: 4411)

Product Description	
• Sophistication	18,356
• Total global export value	10.3 USD Billion
• Jordan export value (according to Product Space)	4.73 USD Million
• Jordan export value (according to DOS)	246,888 USD
• Jordan export value (according to DOS) as percent of total global export value	0.002%
• Share of Jordan's total sector exports (according to DOS)	2.46%

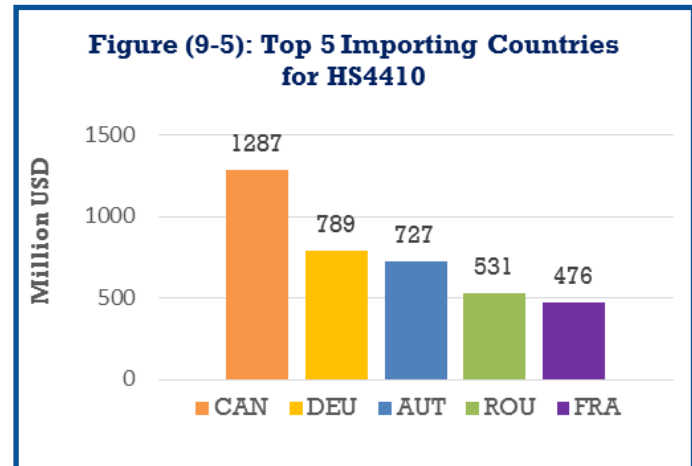


According to Product Space data, which takes into account the total exports (domestic exports and re-exports). Jordan exports this product to Iraq (95%), Syria (2%), Saudi Arabia (1.4%), Qatar (1%), Kuwait (0.58%) and to Sierra Leon (3.7%)

Figure (9-4) above shows the top five importers of the product in 2014, and thereby constitute potential markets for Jordanian exports. Germany is the largest importer with imports of USD 1,868 million in 2014, followed by China with USD 1.503 million

### 4 Particle board, oriented strand board (OSB) and similar board of wood or other ligneous materials, whether or not agglomerated with resins or other organic binding substances.. (HS Code: 4410)

Product Description	
• Sophistication	15,162
• Total global export value	7.98 USD Billion
• Jordan export value (according to Product Space)	92,000 USD
• Jordan export value (according to DOS)	26,226 USD
• Jordan export value (according to DOS) as percent of total global export value	0.0003%
• Share of Jordan's total sector exports (according to DOS)	0.26%

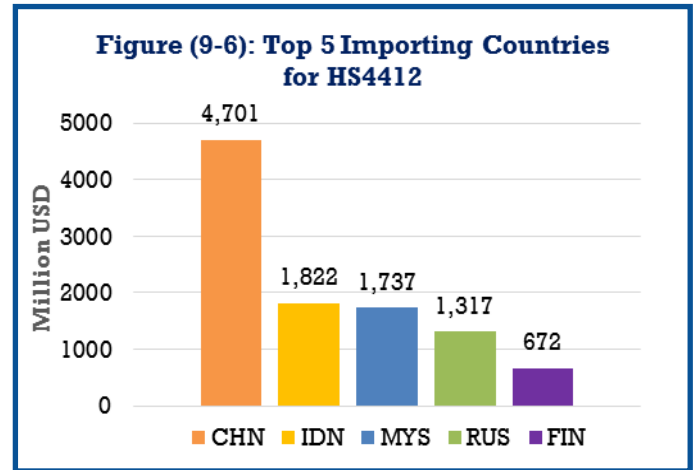


According to Product Space data, which takes into account the total exports (domestic exports and re-exports). Jordan exports this product to Kuwait (64%), Iraq (15%), Saudi Arabia (9.6%), Bahrain (7.1%) and to Qatar (3.7%)

Figure (9-5) above shows the top five importers of the product in 2014, and thereby constitute potential markets for Jordanian exports. Canada is the largest importer with imports of USD 1,287 million in 2014, followed by Germany with USD 789 million

## 5 Plywood, veneered panels and similar laminated wood. (HS Code: 4412)

Product Description	
• Sophistication	12,872
• Total global export value	15 USD Billion
• Jordan export value (according to Product Space)	4.91 USD Million
• Jordan export value (according to DOS)	2.7 USD million
• Jordan export value (according to DOS) as percent of total global export value	0.018%
• Share of Jordan's total sector exports (according to DOS)	27%



According to Product Space data, which takes into account the total exports (domestic exports and re-exports). Jordan exports this product to Iraq (39%), Saudi Arabia (25%), Syria (22%), Bahrain (7.1%), and to Morocco (11%)

Figure (9-6) above shows the top five importers of the product in 2014, and thereby constitute potential markets for Jordanian exports. China is the largest importer with imports of USD 4,701 million in 2014, followed by Indonesia with USD 1,822 million



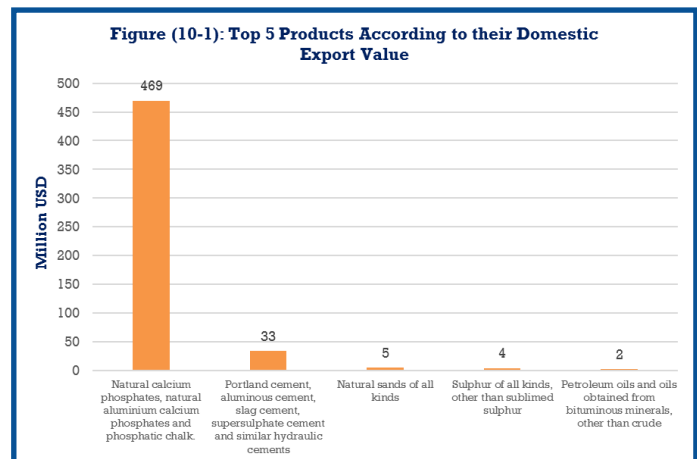
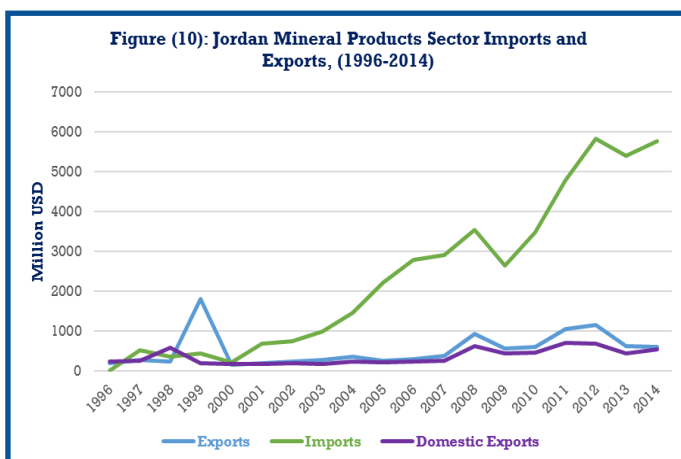
## 10. Mineral Products Sector

### 10.1 Introduction to Mineral Products Sector

The Mineral Products Sector accounted for approximately USD 3130 billion, of which Jordan contributes USD 602 million, of total global exports\* in 2014. Jordanian domestic exports from this sector amounted to USD 518 million, which accounts for 7.16% of total domestic exports, and equal to 1.5% of GDP in 2014. However, Imports of the sector reached USD 6.2 billion; accounting for 27.7% of total Jordanian imports. Figure (10) shows the total exports, domestic exports, and imports of the Jordanian Mineral Products Sector for 1996-2014 period. Figure (10-1) provides the five products of this sector with the highest domestic export value in 2014.

Table (10) provides the products currently being produced in the Jordanian Mineral Products Sector ranked according to their level of sophistication; as well as an analysis of these products of

the five products with the highest sophistication. These products were identified in order to stress the importance of investing in the manufacture and export of these products due to their effect on the economic complexity of the Jordanian economy and its prosperity. The analysis includes the size of the international markets for this product as well as Jordan's contribution to them. The analysis of the international market includes a list of all countries that import this product from Jordan in 2014. Furthermore, the largest importers of these products have been identified as they represent potential markets.



\* Total Exports = Domestic Exports + Re-Exports

**Table (10): Domestic exports of the Mineral products sector according to level of Sophistication**

HS Code	Name	Domestic Exports value USD	Imports USD	Sophistication
2503	Sulphur of all kinds, other than sublimed sulphur, precipitated sulphur and colloidal sulphur.	3,877,727	10,790,778	24233
2509	Chalk.	11,197	20,666	22209
2620	Slag, ash and residues (other than from the manufacture of iron or steel) containing metals, arsenic or their compounds.	433,458	12,924	17803
2708	Pitch and pitch coke, obtained from coal tar or from other mineral tars.	43,167	7,436	16355
2507	Kaolin and other kaolinic clays, whether or not calcined.	58,358	2,745,235	15231
2521	Limestone flux; limestone and other calcareous stone, of a kind used for the manufacture of lime or cement.	319,330	0	11890
2701	Coal; briquettes, ovoids and similar solid fuels manufactured from coal.	6,998	76,945,560	11858
2710	Petroleum oils and oils obtained from bituminous minerals, other than crude; preparations not elsewhere specified or included, containing by weight 70 % or more of petroleum oils or of oils obtained from bituminous minerals, these oils being the basic con	2,127,752	3,445,487,888	10822
2516	Granite, porphyry, basalt, sandstone and other monumental or building stone, whether or not roughly trimmed or merely cut, by sawing or otherwise, into blocks or slabs of a rectangular (including square) shape.	112,008	2,047,868	9142
2530	Mineral substances not elsewhere specified or included.	1,155,316	213,193	8511
2508	Other clays (not including expanded clays of heading 68.06), andalusite, kyanite and sillimanite, whether or not calcined; mullite; chamotte or dinas earths.	109,811	1,084,791	8263
2501	Salt (including table salt and denatured salt) and pure sodium chloride, whether or not in aqueous solution or containing added anti-caking or free-flowing agents; sea water.	374,337	2,085,614	8205
2515	Marble, travertine, ecaussine and other calcareous monumental or building stone of an apparent specific gravity of 2.5 or more, and alabaster, whether or not roughly trimmed or merely cut, by sawing or otherwise, into blocks or slabs of a rectangular (inc	1,393,472	18,215,081	7714

**Table (10): Domestic exports of the Mineral products sector according to level of Sophistication**

HS Code	Name	Domestic Exports value USD	Imports USD	Sophistication
2517	Pebbles, gravel, broken or crushed stone, of a kind commonly used for concrete aggregates, for road metalling or for railway or other ballast, shingle and flint, whether or not heat-treated; macadam of slag, dross or similar industrial waste, whether or n	1,038,286	63,296	6723
2520	Gypsum; anhydrite; plasters (consisting of calcined gypsum or calcium sulphate) whether or not coloured, with or without small quantities of accelerators or retarders.	87,293	3,142,999	6206
2523	Portland cement, aluminous cement, slag cement, supersulphate cement and similar hydraulic cements, whether or not coloured or in the form of clinkers.	33,494,262	4,957,497	6144
2606	Aluminium ores and concentrates.	10,858	99,344	3173
2526	Natural steatite, whether or not roughly trimmed or merely cut, by sawing or otherwise, into blocks or slabs of a rectangular (including square) shape; talc.	48,689	1,160,853	2785
2617	Other ores and concentrates.	12,287	0	2225
2505	Natural sands of all kinds, whether or not coloured, other than metalbearing sands of Chapter 26.	4,775,246	510,207	1088
2510	Natural calcium phosphates, natural aluminium calcium phosphates and phosphatic chalk.	469,479,419	0	484

## 10.2 Analysis of the Top 5 Products in the Mineral Products Metals and their Rankings According to the Level of Sophistication

### 1 Sulphur of all kinds, other than sublimed sulphur, precipitated sulphur and colloidal sulphur. (HS Code: 2503)

Product Description	
• Sophistication	24,232
• Total global export value	4.04 USD Billion
• Jordan export value (according to Product Space)	733,000 USD
• Jordan export value (according to DOS)	3.9 USD Million
• Jordan export value (according to DOS) as percent of total global export value	0.09%
• Share of Jordan's total sector exports (according to DOS)	0.73%

According to Product Space data, which takes into account the total exports (domestic exports and re-exports). Jordan exports this product to Pakistan (100%)

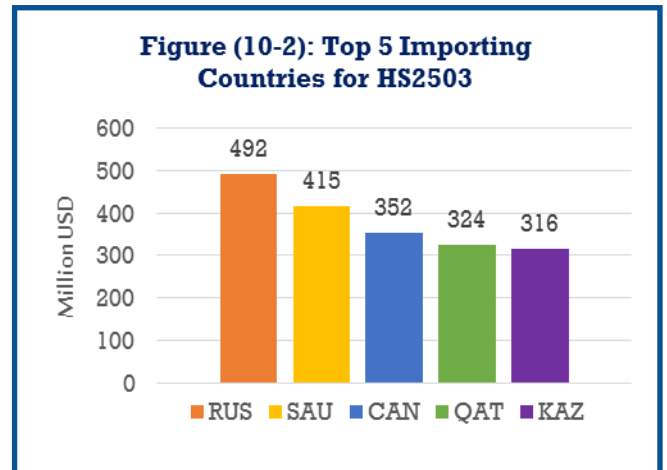


Figure (10-2) above shows the top five importers of the product in 2014, and thereby constitute potential markets for Jordanian exports. Russia is the largest importer with imports of USD 492 million in 2014, followed by Saudi Arabia with USD 415 million

### 2 Chalk. (HS Code: 2509)

Product Description	
• Sophistication	22,208
• Total global export value	166 USD Million
• Jordan export value (according to Product Space)	2.43 USD Million
• Jordan export value (according to DOS)	11,196 USD
• Jordan export value (according to DOS) as percent of total global export value	0.006%
• Share of Jordan's total sector exports (according to DOS)	0.002%

According to Product Space data, which takes into account the total exports (domestic exports and re-exports). Jordan exports this product to Lebanon (98%), Pakistan (0.67%), Egypt (0.47%), Iraq (0.46%) and to Palestine (0.31%)

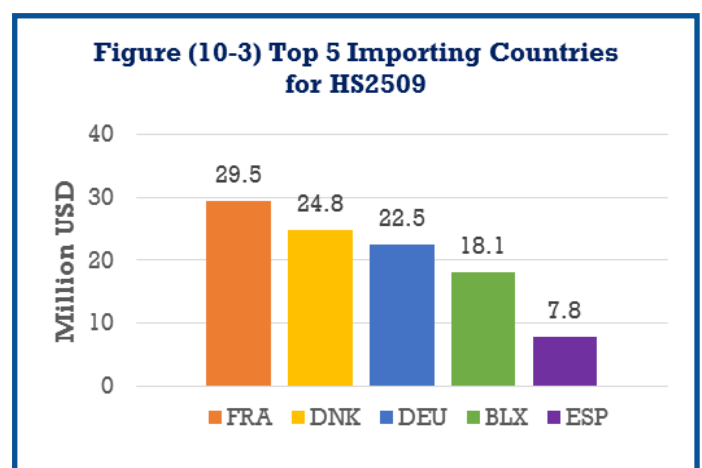


Figure (10-3) above shows the top five importers of the product in 2014, and thereby constitute potential markets for Jordanian exports. France is the largest importer with imports of USD 29.5 million in 2014, followed by Denmark with USD 24.8 million

### 3 Ash and residues. (HS Code: 2620)

Product Description	
• Sophistication	17,803
• Total global export value	5.3 USD Billion
• Jordan export value (according to Product Space)	564,000 USD
• Jordan export value (according to DOS)	433,457 USD
• Jordan export value (according to DOS) as percent of total global export value	0.008%
• Share of Jordan's total sector exports (according to DOS)	0.08%

According to Product Space data, which takes into account the total exports (domestic exports and re-exports). Jordan exports this product to India (39%), South Korea (21%), Sri Lanka (15%), Germany (12%), Bahrain (8.2%), and to Turkey (4.7%)

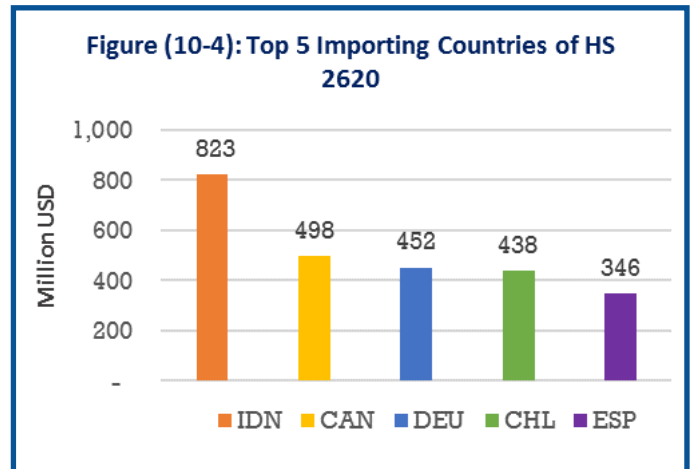


Figure (10-5) above shows the top five importers of the product in 2014, and thereby constitute potential markets for Jordanian exports. India is the largest importer with imports of USD 823 million in 2014, followed by Canada with USD 497 million

### 4 Pitch and pitch coke. (HS Code: 2708)

Product Description	
• Sophistication	16,355
• Total global export value	969 USD Million
• Jordan export value (according to Product Space)	43,120 USD
• Jordan export value (according to DOS)	43,167 USD
• Jordan export value (according to DOS) as percent of total global export value	0.004%
• Share of Jordan's total sector exports (according to DOS)	0.008%

According to Product Space data, which takes into account the total exports (domestic exports and re-exports). Jordan exports this product to Palestine (100%)

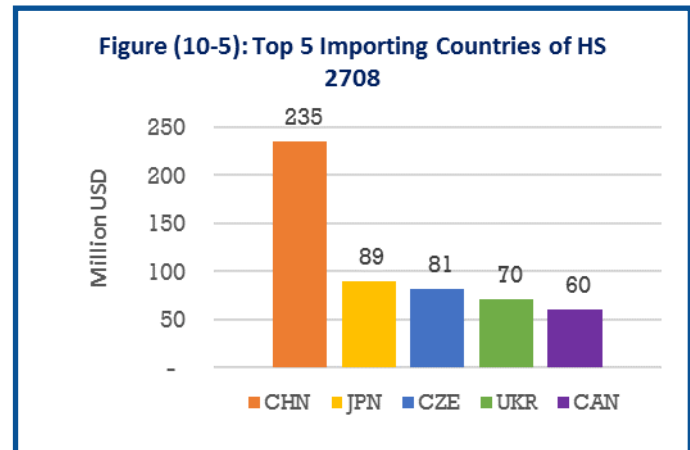


Figure (10-7) above shows the top five importers of the product in 2014, and thereby constitute potential markets for Jordanian exports. China is the largest importer with imports of USD 235 million in 2014, followed by Japan with USD 89 million

## 5 Kaolin and other kaolinic clay, whether or not calcined (HS Code: 2507)

Product Description	
• Sophistication	15,230
• Total global export value	1.82 USD Billion
• Jordan export value (according to Product Space)	110,599 USD
• Jordan export value (according to DOS)	58,358 USD
• Jordan export value (according to DOS) as percent of total global export value	0.003%
• Share of Jordan's total sector exports (according to DOS)	0.01%

According to Product Space data, which takes into account the total exports (domestic exports and re-exports). Jordan exports this product to Saudi Arabia (56%), Palestine (34%), Iraq (4.9%), Mauritania (3.1%) and to Egypt (2.3%)

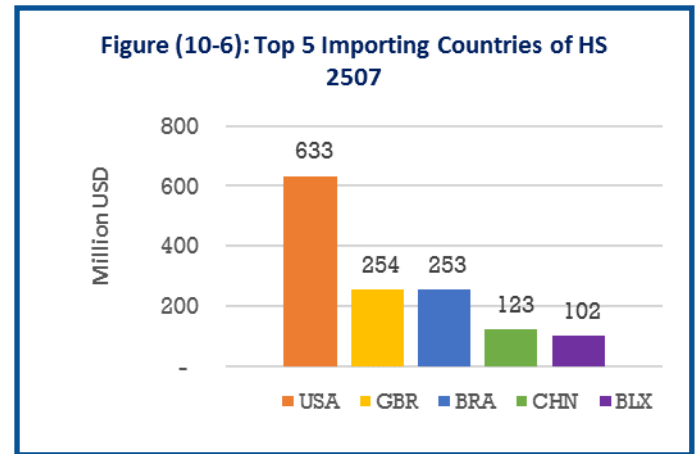


Figure (10-8) above shows the top five importers of the product in 2014, and thereby constitute potential markets for Jordanian exports. The USA is the largest importer with imports of USD 632 million in 2014, followed by The UK with USD 253 million

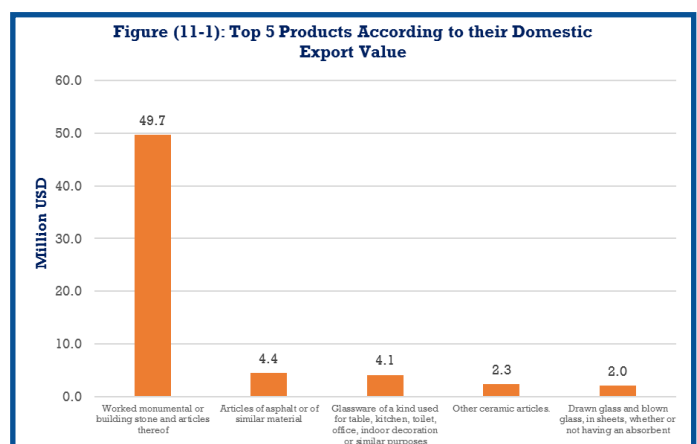
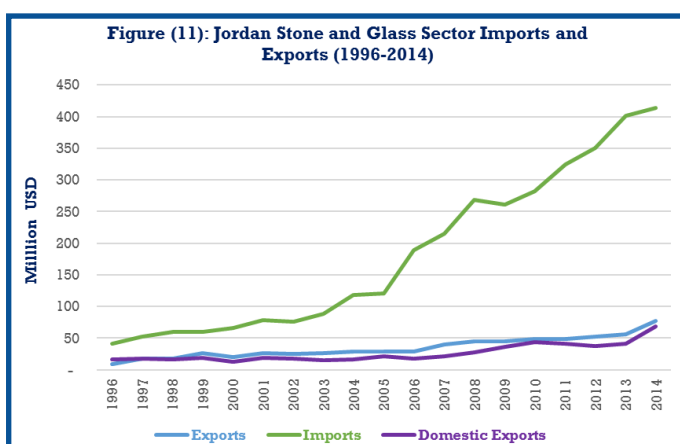
# 11. Stone and Glass Sector

## 11.1 Introduction to Stone and Glass Sector

The Stone and Glass Sector accounted for approximately USD 157 billion, of which Jordan contributes USD 76.5 million, of total global exports\* in 2014. Jordanian domestic exports from this sector amounted to USD 68 million, which accounts for 0.95% of total domestic exports, and equal to 0.2% of GDP in 2014. However, Imports of the sector reached USD 358 million; accounting for 1.5% of total Jordanian imports. Figure (11) shows the total exports, domestic exports, and imports of the Jordanian Stone and Glass Sector for 1996-2014 period. Figure (11-1) provides the five products of this sector with the highest domestic export value in 2014.

Table (11) provides the products currently being produced in the Jordanian Stone and Glass Sector ranked according to their level of sophistication; as well as an analysis of these products of

the five products with the highest sophistication. These products were identified in order to stress the importance of investing in the manufacture and export of these products due to their effect on the economic complexity of the Jordanian economy and its prosperity. The analysis includes the size of the international markets for this product as well as Jordan's contribution to them. The analysis of the international market includes a list of all countries that import this product from Jordan in 2014. Furthermore, the largest importers of these products have been identified as they represent potential markets.



\* Total Exports = Domestic Exports + Re-Exports



**Table (11): Domestic exports of the Stone and Glass sector according to level of Sophistication**

HS Code	Name	Domestic Exports value USD	Imports USD	Sophistication
7004	Drawn glass and blown glass, in sheets, whether or not having an absorbent, reflecting or non-reflecting layer, but not otherwise worked.	2,049,094	186,643	33134
6805	Natural or artificial abrasive powder or grain, on a base of textile material, of paper, of paperboard or of other materials, whether or not cut to shape or sewn or otherwise made up.	575,982	4,200,397	30258
6815	Articles of stone or of other mineral substances (including carbon fibres, articles of carbon fibres and articles of peat), not elsewhere specified or included.	109,918	494,291	25008
6803	Worked slate and articles of slate or of agglomerated slate.	190,019	3,693	23767
7017	Laboratory, hygienic or pharmaceutical glassware, whether or not graduated or calibrated.	63,079	747,576	22714
6804	Millstones, grindstones, grinding wheels and the like, without frameworks, for grinding, sharpening, polishing, trueing or cutting, hand sharpening or polishing stones, and parts thereof, of natural stone, of agglomerated natural or artificial abrasives,	135,490	3,031,228	21490
6807	Articles of asphalt or of similar material (for example, petroleum bitumen or coal tar pitch).	4,440,314	647,951	21118
6909	Ceramic wares for laboratory, chemical or other technical uses; ceramic troughs, tubs and similar receptacles of a kind used in agriculture; ceramic pots, jars and similar articles of a kind used for the conveyance or packing of goods.	102,965	648,153	20019
7019	Glass fibres (including glass wool) and articles thereof (for example, yarn, woven fabrics).	2,999	3,177,305	20017
7020	Other articles of glass.	4,200	1,594,310	19780
6806	Slag wool, rock wool and similar mineral wools; exfoliated vermiculite, expanded clays, foamed slag and similar expanded mineral materials; mixtures and articles of heat-insulating, sound-insulating or sound-absorbing mineral materials, other than those o	94,728	2,476,097	19779
7008	Multiple-walled insulating units of glass.	159,574	702,551	18129
7007	Safety glass, consisting of toughened (tempered) or laminated glass.	321,610	4,014,359	17464

**Table (11): Domestic exports of the Stone and Glass sector according to level of Sophistication**

HS Code	Name	Domestic Exports value USD	Imports USD	Sophistication
6903	Other refractory ceramic goods (for example, re-torts, crucibles, muffles, nozzles, plugs, supports, cupels, tubes, pipes, sheaths and rods), other than those of siliceous fossil meals or of similar siliceous earths.	28,857	810,681	17187
7003	Cast glass and rolled glass, in sheets or profiles, whether or not having an absorbent, reflecting or non-reflecting layer, but not otherwise worked.	207,944	493,754	16951
6810	Articles of cement, of concrete or of artificial stone, whether or not reinforced.	2,032,908	2,868,828	15625
6907	Unglazed ceramic flags and paving, hearth or wall tiles; unglazed ceramic mosaic cubes and the like, whether or not on a backing.	375,246	40,702,237	15579
7006	Glass of heading 70.03, 70.04 or 70.05, bent, edge-worked, engraved, drilled, enamelled or otherwise worked, but not framed or fitted with other materials.	49,021	449,808	15171
7013	Glassware of a kind used for table, kitchen, toilet, office, indoor decoration or similar purposes (other than that of heading 70.10 or 70.18).	4,081,796	21,536,647	13744
6912	Ceramic tableware, kitchenware, other household articles and toilet articles, other than of porcelain or china.	155,981	1,119,443	13663
6914	Other ceramic articles.	2,345,931	1,707,661	11527
6913	Statuettes and other ornamental ceramic articles.	303,656	610,139	9929
6812	Fabricated asbestos fibres; mixtures with a basis of asbestos or with a basis of asbestos and magnesium carbonate; articles of such mixtures or of asbestos (for example, thread, woven fabric, clothing, headgear, footwear, gaskets), whether or not reinforce	31,481	25,009	9835
6901	Bricks, blocks, tiles and other ceramic goods of siliceous fossil meals (for example, kieselguhr, tripolite or diatomite) or of similar siliceous earths.	130,366	142,038	9806
7001	Cullet and other waste and scrap of glass; glass in the mass.	30,092	0	9236
6911	Tableware, kitchenware, other household articles and toilet articles, of porcelain or china.	10,065	9,588,636	8737
6908	Glazed ceramic flags and paving, hearth or wall tiles; glazed ceramic mosaic cubes and the like, whether or not on a backing.	62,973	133,567,848	8076
7011	Glass envelopes (including bulbs and tubes), open, and glass parts thereof, without fittings, for electric lamps, cathode-ray tubes or the like.	635.91	20,169	8011

Table (11): Domestic exports of the Stone and Glass sector according to level of Sophistication				
HS Code	Name	Domestic Exports value USD	Imports USD	Sophistication
7005	Float glass and surface ground or polished glass, in sheets, whether or not having an absorbent, reflecting or non-reflecting layer, but not otherwise worked.	963,866	23,527,811	7834
7010	Carboys, bottles, flasks, jars, pots, phials, ampoules and other containers, of glass, of a kind used for the conveyance or packing of goods; preserving jars of glass; stoppers, lids and other closures, of glass.	74,365	14,421,335	7597
6802	Worked monumental or building stone (except slate) and articles thereof, other than goods of heading 68.01; mosaic cubes and the like, of natural stone (including slate), whether or not on a backing; artificially coloured granules, chippings and powder	49,682,231	36,233,550	3195

## 11.2 Analysis of the Top 5 Products in the Stone and Glass Sector and their Rankings According to the Level of Sophistication

### 1 Drawn glass and blown glass, in sheets, whether or not having an absorbent, reflecting or non-reflecting layer. (HS Code: 7004)

Product Description	
• Sophistication	33,134
• Total global export value	2.62 USD Billion
• Jordan export value (according to Product Space)	1.70 USD Million
• Jordan export value (according to DOS)	2.04 USD Million
• Jordan export value (according to DOS) as percent of total global export value	0.077%
• Share of Jordan's total sector exports (according to DOS)	3%

According to Product Space data, which takes into account the total exports (domestic exports and re-exports). Jordan exports this product to Saudi Arabia (48%), UAE (36%), Kuwait (7.8%), Qatar (3.7%), Palestine (2.7%) and to Bahrain (0.91%)

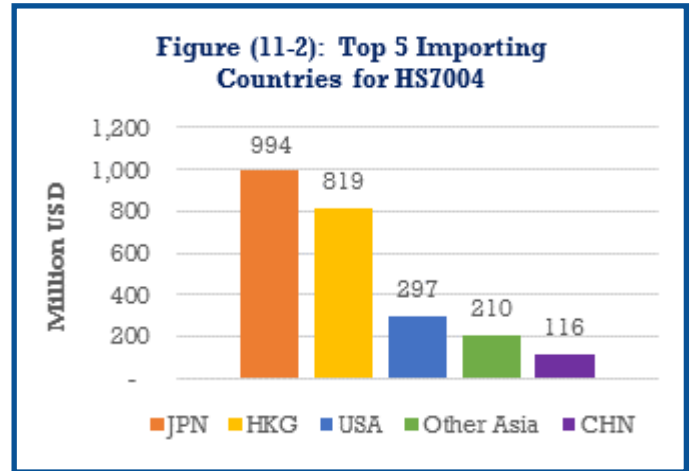


Figure (11-2) above shows the top five importers of the product in 2014, and thereby constitute potential markets for Jordanian exports. Japan is the largest importer with imports of USD 994 million in 2014, followed by Hong Kong with USD 819 million.

### 2 Natural or artificial abrasive powder or grain, on a base of textile material, of paper, of paperboard or of other materials. (HS Code: 6805)

Product Description	
• Sophistication	30,258
• Total global export value	4.23 USD Billion
• Jordan export value (according to Product Space)	1.11 USD Million
• Jordan export value (according to DOS)	579,982 USD
• Jordan export value (according to DOS) as percent of total global export value	0.013%
• Share of Jordan's total sector exports (according to DOS)	0.84%

According to Product Space data, which takes into account the total exports (domestic exports and re-exports). Jordan exports this product to Iraq (51%), Mauritius (12%), Oman (11%), Qatar (8.4%) and to Lebanon (8%)

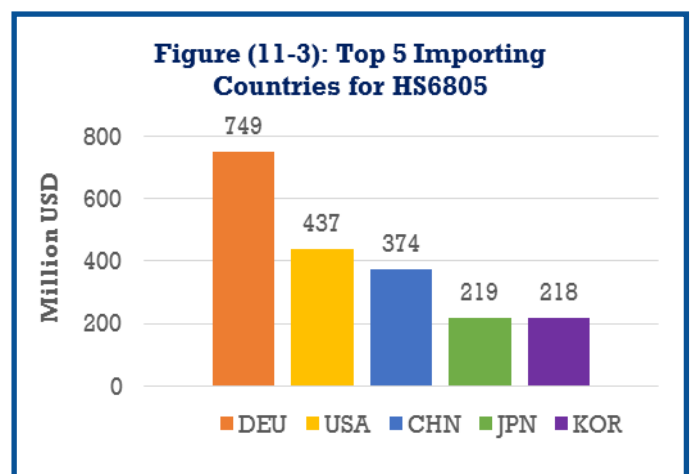
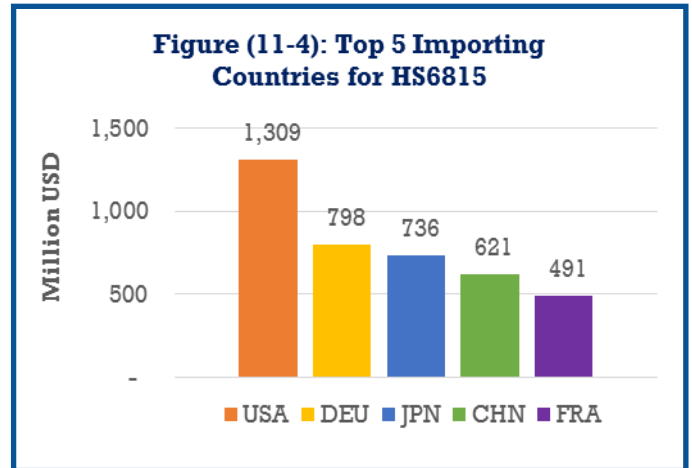


Figure (11-3) above shows the top five importers of the product in 2014, and thereby constitute potential markets for Jordanian exports. Germany is the largest importer with imports of USD 749 million in 2014, followed by USA with USD 437 million.

### 3 Articles of stone or of other mineral substances (including carbon fibres, articles of carbon fibres and articles of peat), not elsewhere specified or included. (HSCode:6815)

Product Description	
• Sophistication	25,007
• Total global export value	6.1 USD Billion
• Jordan export value (according to Product Space)	235,000 USD
• Jordan export value (according to DOS)	109,917 USD
• Jordan export value (according to DOS) as percent of total global export value	0.001%
• Share of Jordan's total sector exports (according to DOS)	0.16%

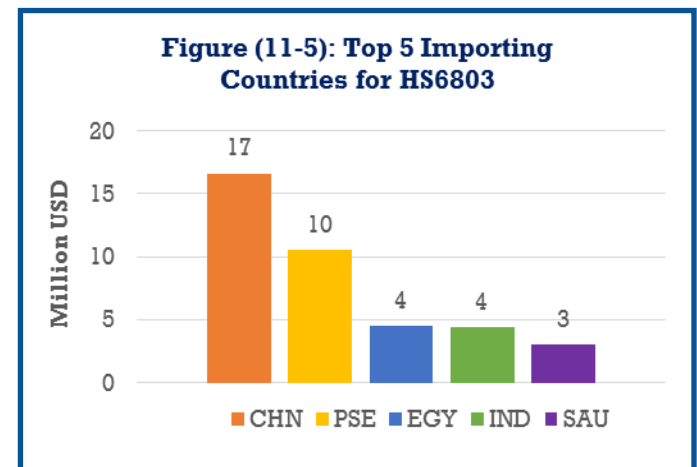


According to Product Space data, which takes into account the total exports (domestic exports and re-exports). Jordan exports this product to Saudi Arabia (40%), Iraq (30%), Bahrain (29%), Malaysia (0.87%) and to Palestine (0.56%)

Figure (11-4) above shows the top five importers of the product in 2014, and thereby constitute potential markets for Jordanian exports. USA is the largest importer with imports of USD 1309 million in 2014, followed by Germany with USD 798 million

### 4 Worked slate and articles of slate or of agglomerated slate. (HS Code: 6803)

Product Description	
• Sophistication	23,767
• Total global export value	643 USD Million
• Jordan export value (according to Product Space)	191,000 USD
• Jordan export value (according to DOS)	190,018 USD
• Jordan export value (according to DOS) as percent of total global export value	0.029%
• Share of Jordan's total sector exports (according to DOS)	0.27%



According to Product Space data, which takes into account the total exports (domestic exports and re-exports). Jordan exports this product to Iraq (50%), USA (49%) and to Kuwait (0.7%)

Figure (11-5) above shows the top five importers of the product in 2014, and thereby constitute potential markets for Jordanian exports. China is the largest importer with imports of USD 17 million in 2014, followed by Palestine with USD 10 million

## 5 Laboratory, hygienic or pharmaceutical glassware, whether or not graduated or calibrated. (HS Code: 7017)

Product Description	
• Sophistication	22,714
• Total global export value	1 USD Billion
• Jordan export value (according to Product Space)	98,800 USD
• Jordan export value (according to DOS)	63,079 USD
• Jordan export value (according to DOS) as percent of total global export value	0.006%
• Share of Jordan's total sector exports (according to DOS)	0.009%

According to Product Space data, which takes into account the total exports (domestic exports and re-exports). Jordan exports this product to Bahrain (67%), France (17%), Iraq (12%) and to Germany (4%)

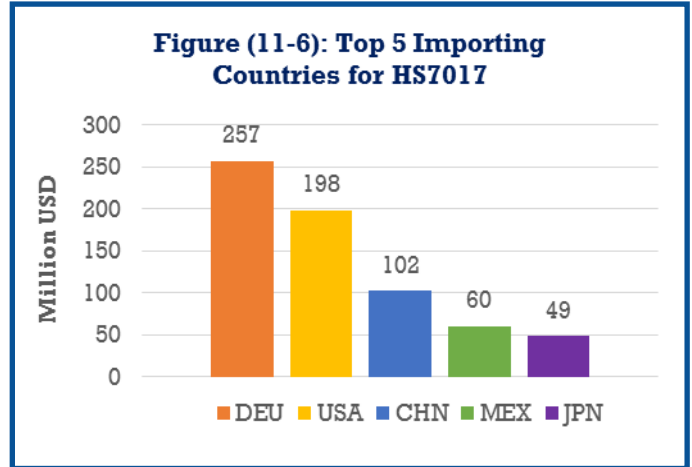


Figure (11-6) above shows the top five importers of the product in 2014, and thereby constitute potential markets for Jordanian exports. Germany is the largest importer with imports of USD 257 million in 2014, followed by USA with USD 198 million

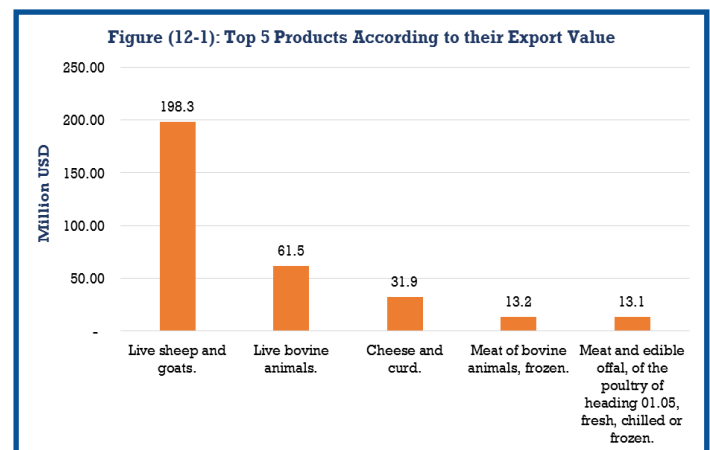
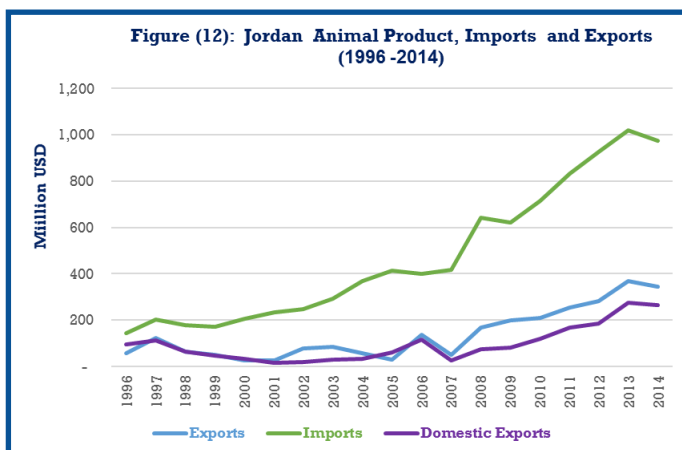
## 12. Animal Products Sector

### 12.1 Introduction to Animal Products Sector

The Animal Products Sector accounted for approximately USD 360 billion, of which Jordan contributes USD 345 million, of total global exports\* in 2014. Jordanian domestic exports from this sector amounted to USD 265 million, which accounts for 3.67% of total domestic exports, and equal to 0.75% of GDP in 2014. However, Imports of the sector reached USD 999 million; accounting for 4.4% of total Jordanian imports. Figure (12) shows the total exports, domestic exports, and imports of the Jordanian Animal Products Sector for 1996-2014 period. Figure (12-1) provides the five products of this sector with the highest domestic export value in 2014.

Table (12) provides the products currently being produced in the Jordanian Animal Products Sector ranked according to their level of sophistication; as well as an analysis of these products of

the five products with the highest sophistication. These products were identified in order to stress the importance of investing in the manufacture and export of these products due to their effect on the economic complexity of the Jordanian economy and its prosperity. The analysis includes the size of the international markets for this product as well as Jordan's contribution to them. The analysis of the international market includes a list of all countries that import this product from Jordan in 2014. Furthermore, the largest importers of these products have been identified as they represent potential markets.



\* Total Exports = Domestic Exports + Re-Exports



**Table (12): Domestic exports of the Animal products sector according to level of Sophistication**

HS Code	Name	Domestic Exports value USD	Imports USD	Sophistication
101	Live horses, asses, mules and hinnies.	163,124	426,299	31733
405	Butter and other fats and oils derived from milk; dairy spreads.	83,954	17,718,902	28774
208	Other meat and edible meat offal, fresh, chilled or frozen.	41,814	69,469	27773
404	Whey, whether or not concentrated or containing added sugar or other sweetening matter; products consisting of natural milk constituents, whether or not containing added sugar or other sweetening matter, not elsewhere specified or included.	3,695,558	5,146,541	26437
210	Meat and edible meat offal, salted, in brine, dried or smoked; edible flours and meals of meat or meat offal.	8,518	192,739	23572
206	Edible offal of bovine animals, swine, sheep, goats, horses, asses, mules or hinnies, fresh, chilled or frozen.	22,653	5,429,635	23410
406	Cheese and curd.	27,184,727	122,986,608	22853
408	Birds' eggs, not in shell, and egg yolks, fresh, dried, cooked by steaming or by boiling in water, moulded, frozen or otherwise preserved, whether or not containing added sugar or other sweetening matter.	108,295	7,147,588	21073
201	Meat of bovine animals, fresh or chilled.	492,792	80,982,261	17689
407	Birds' eggs, in shell, fresh, preserved or cooked.	7,181,148	1,114,471	15468
403	Buttermilk, curdled milk and cream, yogurt, kephir and other fermented or acidified milk and cream, whether or not concentrated or containing added sugar or other sweetening matter or flavoured or containing added fruit, nuts or cocoa.	1,806,743	18,126,909	15094
202	Meat of bovine animals, frozen.	8,521,359	65,571,834	15028
207	Meat and edible offal, of the poultry of heading 01.05, fresh, chilled or frozen.	7,122,165	128,509,986	14339
401	Milk and cream, not concentrated nor containing added sugar or other sweetening matter.	160,441	17,129,825	14232
504	Guts, bladders and stomachs of animals (other than fish), whole and pieces thereof, fresh, chilled, frozen, salted, in brine, dried or smoked.	819,878	299,625	12547
105	Live poultry, that is to say, fowls of the species Gallus domesticus, ducks, geese, turkeys and guinea fowls.	1,432,683	4,790,218	10151
409	Natural honey.	130,933	6,026,439	7119
106	Other live animals.	602,136	2,418,394	5536
104	Live sheep and goats.	206,194,649	107,397,749	840

## 12.2 Analysis of the Top 5 Products in the Animal Products Sector and their Rankings According to the Level of Sophistication

### 1 Live horses, asses, mules and hinnies. (HS Code: 101)

Product Description	
• Sophistication	31,733
• Total global export value	2.46 USD Billion
• Jordan export value (according to Product Space)	278,000 USD
• Jordan export value (according to DOS)	163,124 USD
• Jordan export value (according to DOS) as percent of total global export value	0.006%
• Share of Jordan's total sector exports (according to DOS)	0.06%

According to Product Space data, which takes into account the total exports (domestic exports and re-exports). Jordan exports this product to Netherlands (36%), Egypt(29%), Israel (16%), Lebanon (8.4%) and to Belgium Luxemburg (5.4%)

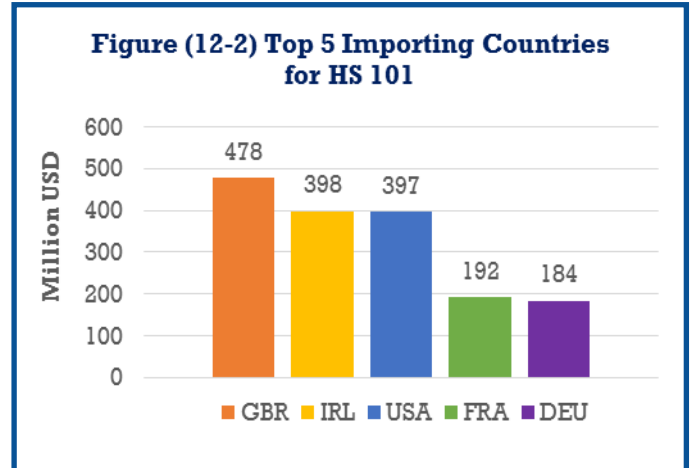


Figure (12-2) above shows the top five importers of the product in 2014, and thereby constitute potential markets for Jordanian exports. United Kingdom is the largest importer with imports of USD 478 million in 2014, followed by Ireland with USD 398 million

### 2 Butter and other fats and oils derived from milk; dairy spreads. (HS Code: 405)

Product Description	
• Sophistication	28,774
• Total global export value	8.58 USD Billion
• Jordan export value (according to Product Space)	195,000 USD
• Jordan export value (according to DOS)	83,954 USD
• Jordan export value (according to DOS) as percent of total global export value	0.009%
• Share of Jordan's total sector exports (according to DOS)	0.03%

According to Product Space data, which takes into account the total exports (domestic exports and re-exports). Jordan exports this product to Syria (53%), Iraq (43%), Qatar (3.5%) and to Kuwait (0.5%)

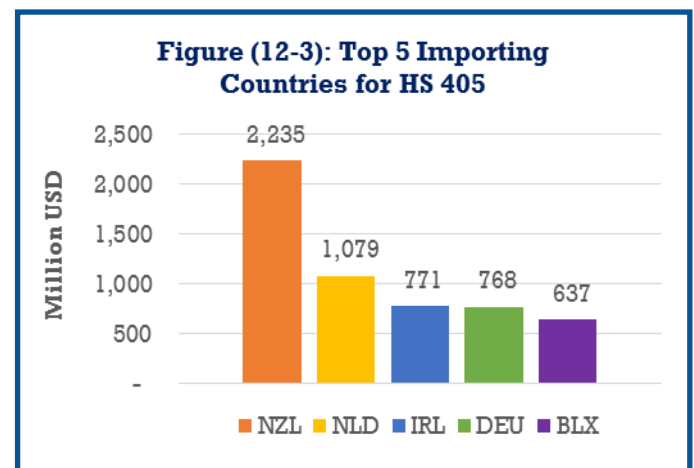


Figure (12-3) above shows the top five importers of the product in 2014, and thereby constitute potential markets for Jordanian exports. New Zealand is the largest importer with imports of USD 2,235 million in 2014, followed by Netherlands with USD 1079 million

### 3 Other meat and edible meat offal, fresh, chilled or frozen. (HS Code: 208)

Product Description	
• Sophistication	27,773
• Total global export value	978 USD Million
• Jordan export value (according to Product Space)	524,000 USD
• Jordan export value (according to DOS)	41,827 USD
• Jordan export value (according to DOS) as percent of total global export value	0.004%
• Share of Jordan's total sector exports (according to DOS)	0.015%

According to Product Space data, which takes into account the total exports (domestic exports and re-exports). Jordan exports this product to Qatar (100%)

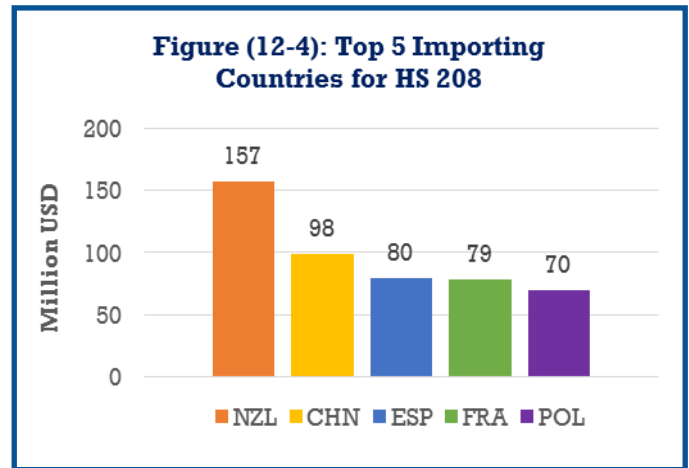


Figure (12-4) above shows the top five importers of the product in 2014, and thereby constitute potential markets for Jordanian exports. New Zealand is the largest importer with imports of USD 157 million in 2014, followed by China with USD 98 million

### 4 Whey, whether or not concentrated or containing added sugar or other sweetening matter. (HS Code: 404)

Product Description	
• Sophistication	26,436
• Total global export value	6.15 USD Billion
• Jordan export value (according to Product Space)	3.74 USD Million
• Jordan export value (according to DOS)	3.6 USD Million
• Jordan export value (according to DOS) as percent of total global export value	0.06%
• Share of Jordan's total sector exports (according to DOS)	1.39%

According to Product Space data, which takes into account the total exports (domestic exports and re-exports). Jordan exports this product to Iraq (88%), Palestine (6.6%), Syria (2%), Bahrain (1.4%) and to France (1.2%)

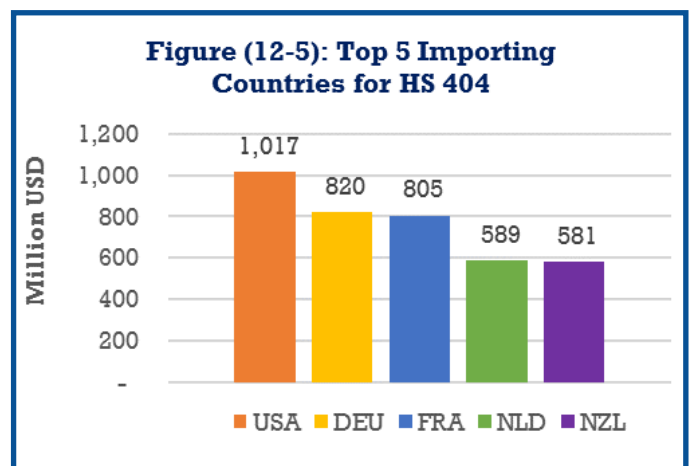


Figure (12-6) above shows the top five importers of the product in 2014, and thereby constitute potential markets for Jordanian exports. The USA is the largest importer with imports of USD 1016.9 million in 2014, followed by Germany with USD 819.9 million

## 5 Meat and edible meat offal. (HS Code: 210)

Product Description	
• Sophistication	23,571
• Total global export value	419,000 USD
• Jordan export value (according to Product Space)	81,296 USD
• Jordan export value (according to DOS)	8,517 USD
• Jordan export value (according to DOS) as percent of total global export value	2.03%
• Share of Jordan's total sector exports (according to DOS)	0.003%

According to Product Space data, which takes into account the total exports (domestic exports and re-exports). Jordan exports this product to Bahrain (51%), Iraq (28%), Yemen (11%) and to Egypt (10%)

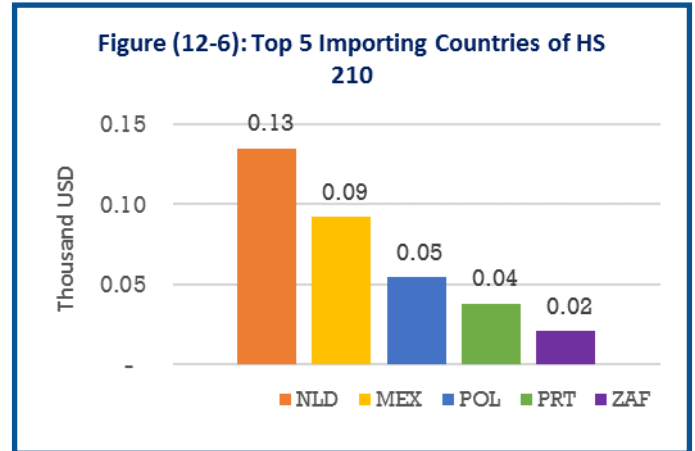


Figure (12-7) above shows the top five importers of the product in 2014, and thereby constitute potential markets for Jordanian exports. The Netherlands is the largest importer with imports of USD 134 thousand in 2014, followed by Mexico with USD 91 thousand

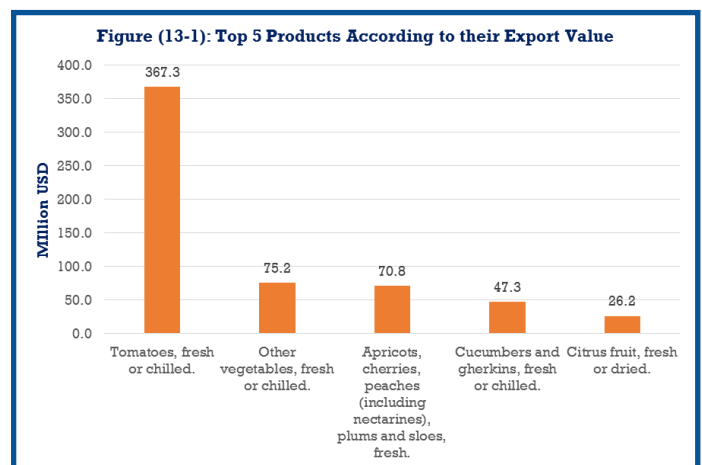
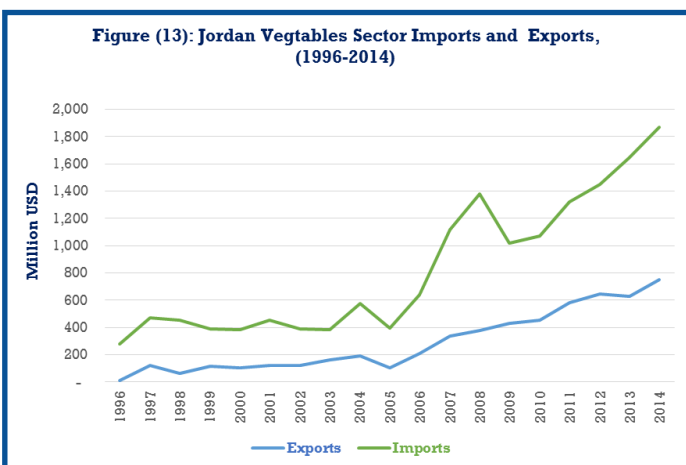
# 13. Vegetable Products Sector

## 13.1 Introduction to Vegetable Products Sector

The Vegetable Products Sector accounted for approximately USD 477 billion, of which Jordan contributes USD 749 million, of total global exports\* in 2014. Jordanian domestic exports from this sector amounted to USD 770 million, which accounts for 10.63% of total domestic exports, and equal to 2.2% of GDP in 2014. However, Imports of the sector reached USD 1.7 billion; accounting for 7.5% of total Jordanian imports. Figure (13) shows the total exports, domestic exports, and imports of the Jordanian Vegetable Products Sector for 1996-2014 period. Figure (13-1) provides the five products of this sector with the highest domestic export value in 2014.

Table (13) provides the products currently being produced in the Jordanian Vegetable Products Sector ranked according to their level of sophistication; as well as an analysis of these products

of the five products with the highest sophistication. These products were identified in order to stress the importance of investing in the manufacture and export of these products due to their effect on the economic complexity of the Jordanian economy and its prosperity. The analysis includes the size of the international markets for this product as well as Jordan's contribution to them. The analysis of the international market includes a list of all countries that import this product from Jordan in 2014. Furthermore, the largest importers of these products have been identified as they represent potential markets.



\* Total Exports = Domestic Exports + Re-Exports

**Table (13): Domestic exports of the Vegetable products sector according to level of Sophistication**

HS Code	Name	Domestic Exports value USD	Imports USD	Sophistication
1214	Swedes, mangolds, fodder roots, hay, lucerne (alfalfa), clover, sainfoin, forage kale, lupines, vetches and similar forage products, whether or not in the form of pellets.	4,230	14,176,969	26542
705	Lettuce ( <i>Lactuca sativa</i> ) and chicory ( <i>Cichorium spp.</i> ), fresh or chilled.	13,112,963	48,793	14898
1302	Vegetable saps and extracts; pectic substances, pectinates and pectates; agar-agar and other mucilages and thickeners, whether or not modified, derived from vegetable products.	4,499	2,197,340	12347
810	Other fruit, fresh.	17,500,250	11,369,139	12018
701	Potatoes, fresh or chilled.	19,148,081	32,408,999	11711
1213	Cereal straw and husks, unprepared, whether or not chopped, ground, pressed or in the form of pellets.	1199.91	5,380,106	11191
1209	Seeds, fruit and spores, of a kind used for sowing.	3,193,450	25,514,177	11013
1105	Flour, meal, powder, flakes, granules and pellets of potatoes.	232.65	2,765,272	10416
602	Other live plants (including their roots), cuttings and slips; mushroom spawn.	2,133,219	12,143,617	10188
808	Apples, pears and quinces, fresh.	1,341,254	56,507,390	8837
1005	Maize (corn).	10,199	187,013,129	8615
805	Citrus fruit, fresh or dried.	26,349,940	42,111,229	8378
710	Vegetables (uncooked or cooked by steaming or boiling in water), frozen.	148,570	11,782,191	7723
809	Apricots, cherries, peaches (including nectarines), plums and sloes, fresh.	74,027,269	4,874,075	7133
706	Carrots, turnips, salad beetroot, salsify, celeriac, radishes and similar edible roots, fresh or chilled.	34,066	6,438,695	6984
1101	Wheat or meslin flour.	1,202,229	3,364,941	6512
712	Dried vegetables, whole, cut, sliced, broken or in powder, but not further prepared.	18,155	1,120,841	6508
702	Tomatoes fresh or chilled	399,567,297	49,524	6308
704	Cabbages, cauliflowers, kohlrabi, kale and similar edible brassicas, fresh or chilled.	21,132,011	26,842	6236
709	Other vegetables, fresh or chilled.	86,806,189	868,059	5729
707	Cucumbers and gherkins fresh or chilled	55,397,577	3,837	5596
807	Melons (including watermelons) and papaws (papayas), fresh.	14,953,075	65,363	5559
1103	Cereal groats, meal and pellets.	33,655	8,295,985	5002

**Table (13): Domestic exports of the Vegetable products sector according to level of Sophistication**

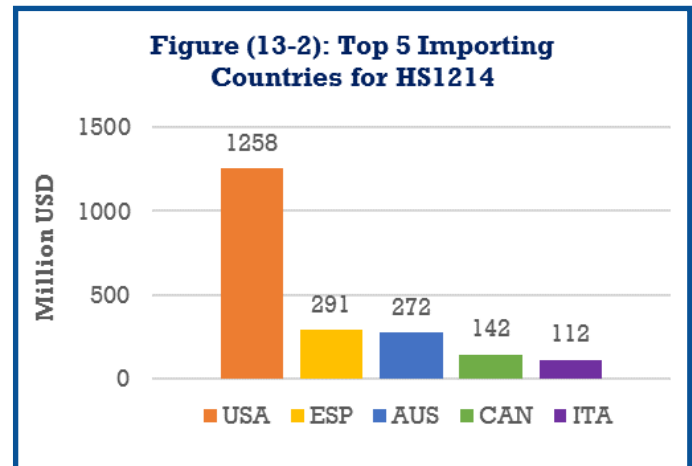
HS Code	Name	Domestic Exports value USD	Imports USD	Sophistication
1212	Locust beans, seaweeds and other algae, sugar beet and sugar cane, fresh, chilled, frozen or dried, whether or not ground; fruit stones and kernels and other vegetable products (including unroasted chicory roots of the variety <i>Cichorium intybus sativum</i> ) o	10,063	3,483,970	4982
804	Dates, figs, pineapples, avocados, guavas, mangoes and mangosteens, fresh or dried.	7,522,450	38,817,731	4717
806	Grapes, fresh or dried.	2,295,542	3,661,284	4717
904	Pepper of the genus <i>Piper</i> ; dried or crushed or ground fruits of the genus <i>Capsicum</i> or of the genus <i>Pimenta</i> .	1,535,599	1,521,885	4598
802	Other nuts, fresh or dried, whether or not shelled or peeled.	2,440,050	50,481,622	4136
603	Cut flowers and flower buds of a kind suitable for bouquets or for ornamental purposes, fresh, dried, dyed, bleached, impregnated or otherwise prepared.	54,212	883,390	3959
1211	Plants and parts of plants (including seeds and fruits), of a kind used primarily in perfumery, in pharmacy or for insecticidal, fungicidal or similar purposes, fresh or dried, whether or not cut, crushed or powdered.	146,282	3,477,630	3534
910	Ginger, saffron, turmeric ( <i>curcuma</i> ), thyme, bay leaves, curry and other spices.	6,304,918	11,267,686	3232
1404	Vegetable products not elsewhere specified or included.	18,374	617,715	3099
1102	Cereal flours other than of wheat or meslin.	715,973	1,685,083	2997
1202	Ground-nuts, not roasted or otherwise cooked, whether or not shelled or broken.	73,647	13,466,435	2632
901	Coffee, whether or not roasted or decaffeinated; coffee husks and skins; coffee substitutes containing coffee in any proportion.	4,941,912	55,162,979	2553
708	Leguminous vegetables, shelled or unshelled, fresh or chilled.	7,633,469	508,346	1946
902	Tea, whether or not flavoured.	133,517	43,832,901	1560
1207	Other oil seeds and oleaginous fruits, whether or not broken.	459,158	66,966,279	901



## 13.2 Analysis of the Top 5 Products in the Vegetables Products Sector and their Rankings According to the Level of Sophistication

### 1 Swedes, mangolds, fodder roots, hay, lucerne (alfalfa), clover, sainfoin, forage kale, lupines, vetches and similar forage products, whether or not in the form of pellets. (HS Code: 1214)

Product Description	
• Sophistication	26,542
• Total global export value	2.41 USD Billion
• Jordan export value (according to Product Space)	212,000 USD
• Jordan export value (according to DOS)	4,230 USD
• Jordan export value (according to DOS) as percent of total global export value	0.001%
• Share of Jordan's total sector exports (according to DOS)	0.0005%

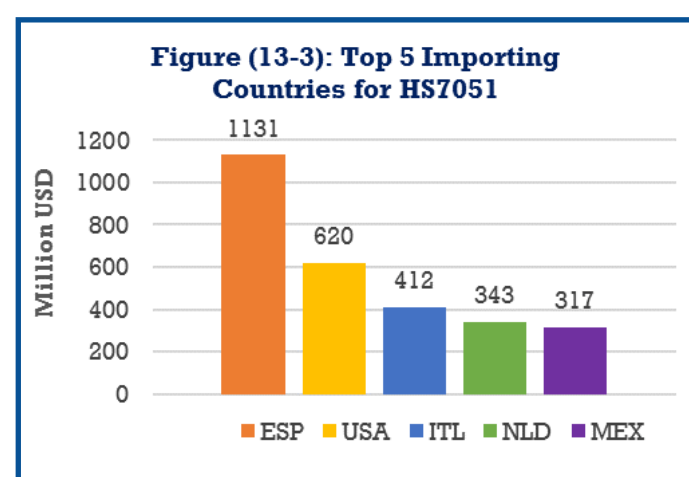


According to Product Space data, which takes into account the total exports (domestic exports and re-exports). Jordan exports this product to Argentina (49%), Djibouti (19%), Kuwait (17%), Israel (7.9%) and to Lebanon(6.8%)

Figure (13-2) above shows the top five importers of the product in 2014, and thereby constitute potential markets for Jordanian exports. USA is the largest importer with imports of USD 1,258 million in 2014, followed by Spain with USD 291 million

### 2 Lettuce and chicory, fresh or chilled. (HS Code: 7051)

Product Description	
• Sophistication	14,867
• Total global export value	3.92 USD Billion
• Jordan export value (according to Product Space)	29.2 USD Million
• Jordan export value (according to DOS)	13.1 USD Million
• Jordan export value (according to DOS) as percent of total global export value	0.33%
• Share of Jordan's total sector exports (according to DOS)	1.68%



According to Product Space data, which takes into account the total exports (domestic exports and re-exports). Jordan exports this product to UAE (34%), Kuwait (17.3%), Qatar (27.4%), Saudi (6.4%) and to Oman (9.6%)

Figure (13-6) above shows the top five importers of the product in 2014, and thereby constitute potential markets for Jordanian exports. Spain is the largest importer with imports of USD 1,131 million in 2014, followed by USA with USD 620 million

### 3 Vegetable saps and extracts. (HS Code: 1302)

Product Description	
• Sophistication	12,346
• Total global export value	7.1 USD Billion
• Jordan export value (according to Product Space)	3.4 USD Million
• Jordan export value (according to DOS)	4,499 USD
• Jordan export value (according to DOS) as percent of total global export value	0.00006%
• Share of Jordan's total sector exports (according to DOS)	0.0005%

According to Product Space data, which takes into account the total exports (domestic exports and re-exports). Jordan exports this product to Kuwait (63%), Qatar (35%), Bahrain (1.2%), Yemen (0.13%) and to India (0.31%)

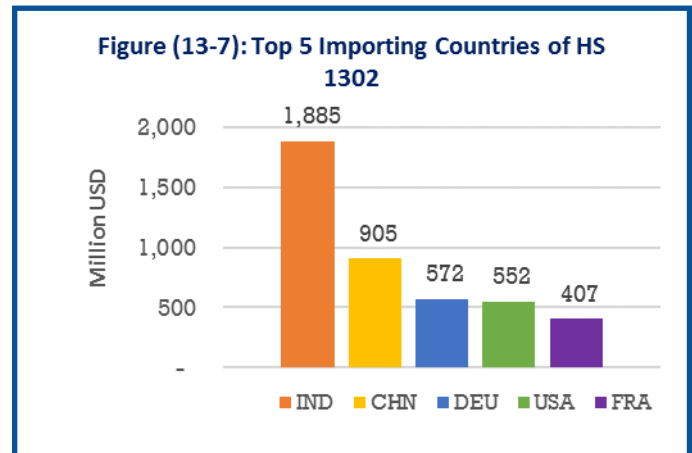


Figure (13-7) above shows the top five importers of the product in 2014, and thereby constitute potential markets for Jordanian exports. India is the largest importer with imports of USD 1.8 billion in 2014, followed by China with USD 905 million

### 4 Other fruits, fresh. (HSCode:810)

Product Description	
• Sophistication	12,018
• Total global export value	11.3 USD Billion
• Jordan export value (according to Product Space)	17.03 USD Million
• Jordan export value (according to DOS)	17.5 USD Million
• Jordan export value (according to DOS) as percent of total global export value	0.15%
• Share of Jordan's total sector exports (according to DOS)	2.27%

According to Product Space data, which takes into account the total exports (domestic exports and re-exports). Jordan exports this product to Iraq (39%), Qatar (17%), UK (13%) and to Holland (10%)

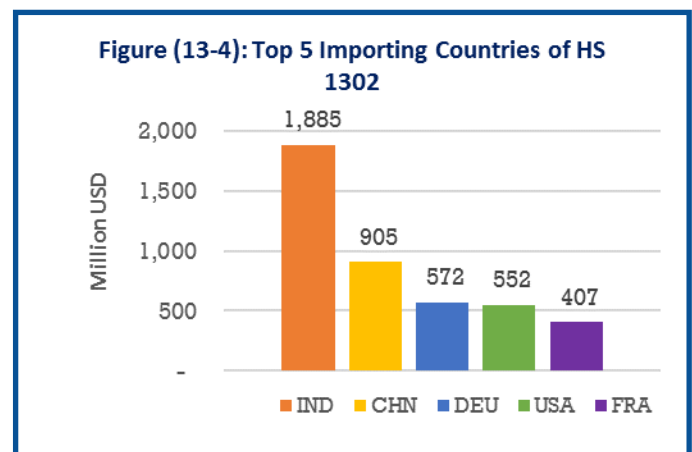


Figure (13-8) above shows the top five importers of the product in 2014, and thereby constitute potential markets for Jordanian exports. Spain is the largest importer with imports of USD 1.46 billion in 2014, followed by New Zealand with USD 964 million

## 5 Potatoes, fresh or chilled. (HS Code: 701)

Product Description	
• Sophistication	11,711
• Total global export value	4.21 USD Billion
• Jordan export value (according to Product Space)	19.6 USD Million
• Jordan export value (according to DOS)	19.1 USD Million
• Jordan export value (according to DOS) as percent of total global export value	0.45%
• Share of Jordan's total sector exports (according to DOS)	24.94%

According to Product Space data, which takes into account the total exports (domestic exports and re-exports). Jordan exports this product to Iraq (64%), Syria (10%), Qatar (5.2%) and to the UAE (5%)

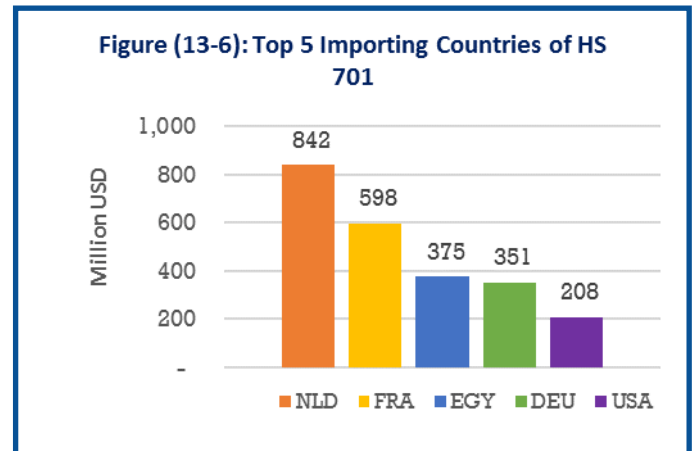


Figure (13-9) above shows the top five importers of the product in 2014, and thereby constitute potential markets for Jordanian exports. The Netherlands is the largest importer with imports of USD 842 million in 2014, followed by France with USD 598 million

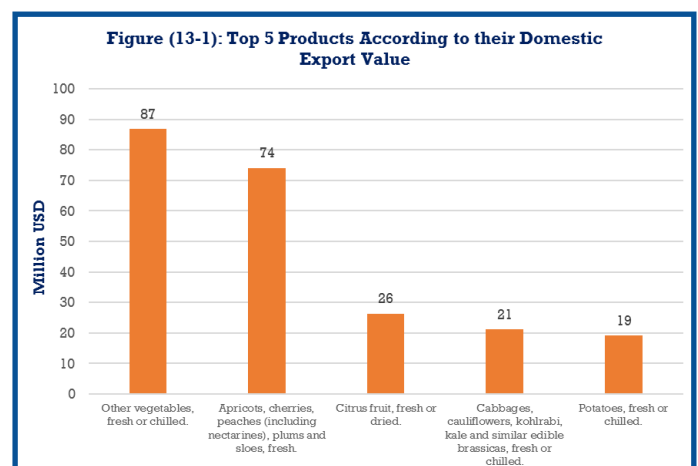
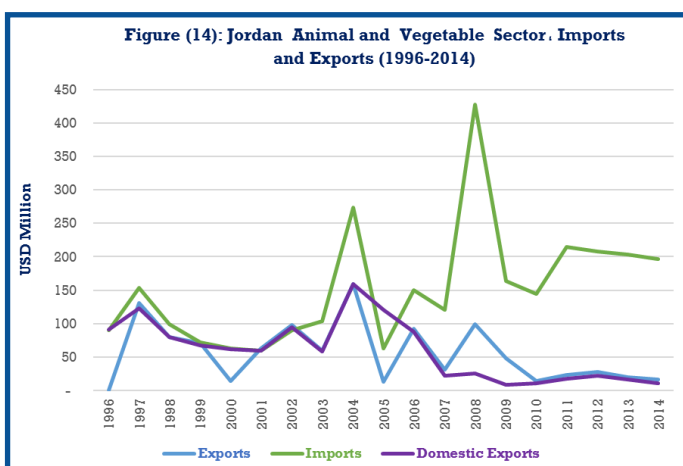
## 14. Animal and Vegetable Bi-Product

### 14.1 Introduction to Animal and Vegetable Bi-Product Sector

The Animal and Vegetable Bi-Product Sector accounted for approximately USD 95.2 billion, of which Jordan contributes USD 16.5 million, of total global exports\* in 2014. Jordanian domestic exports from this sector amounted to USD 11 million, which accounts for 0.16% of total domestic exports, and equal to 0.03% of GDP in 2014. However, Imports of the sector reached USD 191 million; accounting for 0.84% of total Jordanian imports. Figure (14) shows the total exports, domestic exports, and imports of the Jordanian Animal and Vegetable Bi-Product Sector for 1996-2014 period. Figure (14-1) provides the five products of this sector with the highest domestic export value in 2014.

Table (14) provides the products currently being produced in the Jordanian Animal and Vegetable Bi-Product Sector ranked according to their level of sophistication; as well as an analysis of

these products of the five products with the highest sophistication. These products were identified in order to stress the importance of investing in the manufacture and export of these products due to their effect on the economic complexity of the Jordanian economy and its prosperity. The analysis includes the size of the international markets for this product as well as Jordan's contribution to them. The analysis of the international market includes a list of all countries that import this product from Jordan in 2014. Furthermore, the largest importers of these products have been identified as they represent potential markets.



\* Total Exports = Domestic Exports + Re-Exports

**Table (14): Domestic exports of the Animal and Vegetable Bi-products sector according to level of Sophistication**

HS Code	Name	Domestic Exports value USD	Imports USD	Sophistication
1518	Animal or vegetable fats and oils and their fractions, boiled, oxidised, dehydrated, sulphurised, blown, polymerised by heat in vacuum or in inert gas or otherwise chemically modified, excluding those of heading 15.16; inedible mixtures or preparations of	1,389,690	560,727	14165
1517	Margarine; edible mixtures or preparations of animal or vegetable fats or oils or of fractions of different fats or oils of this Chapter, other than edible fats or oils or their fractions of heading 15.16.	224,363	13,082,646	13567
1509	Olive oil and its fractions, whether or not refined, but not chemically modified.	3,325,946	26,790	10436
1507	Soya-bean oil and its fractions, whether or not refined, but not chemically modified.	66,704	33,979,514	8155
1515	Other fixed vegetable fats and oils (including jojoba oil) and their fractions, whether or not refined, but not chemically modified.	150,295	34,283,217	6117
1512	Sunflower-seed, safflower or cotton-seed oil and fractions thereof, whether or not refined, but not chemically modified.	31,050	49,641,605	5458
1516	Animal or vegetable fats and oils and their fractions, partly or wholly hydrogenated, inter-esterified, re-esterified or elaidinised, whether or not refined, but not further prepared.	6,092,963	12,847,679	4895
1521	Vegetable waxes (other than triglycerides), beeswax, other insect waxes and spermaceti, whether or not refined or coloured.	846	98,916	2227

## 14.2 Analysis of the Top 5 Products in the Animal and Vegetables Bi-Product Sector and their Rankings According to the Level of Sophistication

### 1 Animal or vegetable fats and oils and their fractions, boiled, oxidised, dehydrated, sulphurised, blown, polymerised by heat in vacuum or in inert gas or otherwise chemically modified, excluding those of heading 15.16; (HS Code: 1518)

Product Description	
• Sophistication	14,165
• Total global export value	2.45 USD Billion
• Jordan export value (according to Product Space)	1.46 USD Million
• Jordan export value (according to DOS)	1.38 USD Million
• Jordan export value (according to DOS) as percent of total global export value	0.05%
• Share of Jordan's total sector exports (according to DOS)	12.3%

According to Product Space data, which takes into account the total exports (domestic exports and re-exports). Jordan exports this product to Spain (71%), Netherlands (17%), USA (7.8%), Iraq (1.2%) and to Cyprus (1.2%)

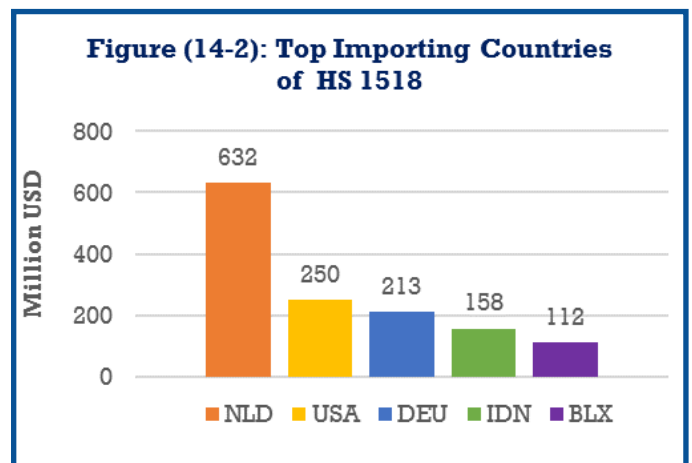


Figure (14-5) above shows the top five importers of the product in 2014, and thereby constitute potential markets for Jordanian exports. Netherlands is the largest importer with imports of USD 632 million in 2014, followed by USA with USD 250 million

## 2 Margarines and fats. (HS Code: 1517)

Product Description	
• Sophistication	13,567
• Total global export value	5.92 USD Billion
• Jordan export value (according to Product Space)	270,000 USD
• Jordan export value (according to DOS)	224,363 USD
• Jordan export value (according to DOS) as percent of total global export value	0.003%
• Share of Jordan's total sector exports (according to DOS)	2%

According to Product Space data, which takes into account the total exports (domestic exports and re-exports). Jordan exports this product to USA (57%), Kuwait (24%), UAE (17%), Japan (1.1%) and to Qatar (0.82%)

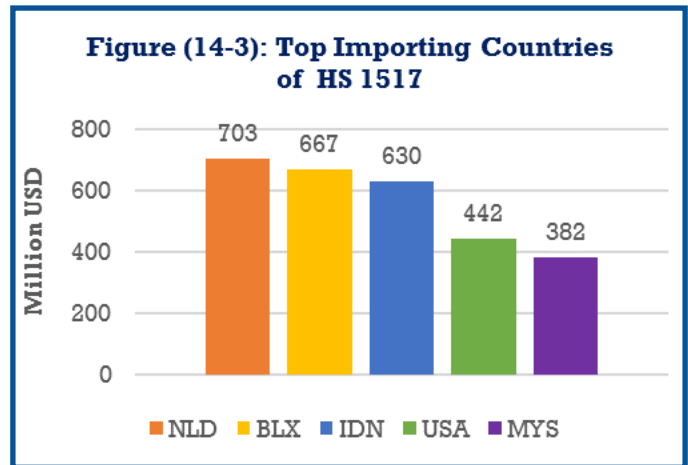


Figure (14-6) above shows the top five importers of the product in 2014, and thereby constitute potential markets for Jordanian exports. Netherlands is the largest importer with imports of USD 703 million in 2014, followed by Belgium Luxemburg with USD 667 million

## 3 Olive oil and its fractions. (HS Code: 1509)

Product Description	
• Sophistication	10,435
• Total global export value	7.03 USD Billion
• Jordan export value (according to Product Space)	6.4 USD Million
• Jordan export value (according to DOS)	3.3 USD Million
• Jordan export value (according to DOS) as percent of total global export value	0.04%
• Share of Jordan's total sector exports (according to DOS)	29.69%

According to Product Space data, which takes into account the total exports (domestic exports and re-exports). Jordan exports this product to Israel (54%), Saudi Arabia (18%), UAE (12%), Kuwait (5.4%) and to Lebanon (3.6%)

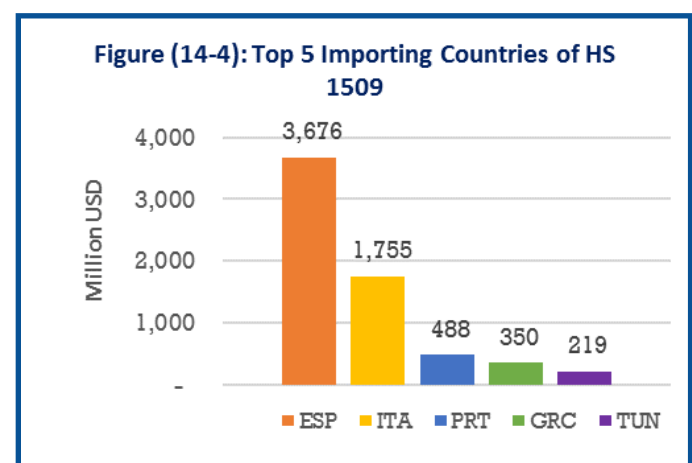


Figure (14-7) above shows the top five importers of the product in 2014, and thereby constitute potential markets for Jordanian exports. Spain is the largest importer with imports of USD 3.6 billion in 2014, followed by Italy with USD 1.7 billion



## 4 Soya bean oil and its fractions. (HS Code: 1507)

Product Description	
• Sophistication	8,155
• Total global export value	9.4 USD Billion
• Jordan export value (according to Product Space)	109,008 USD
• Jordan export value (according to DOS)	66,704 USD
• Jordan export value (according to DOS) as percent of total global export value	0.0007%
• Share of Jordan's total sector exports (according to DOS)	0.59%

According to Product Space data, which takes into account the total exports (domestic exports and re-exports). Jordan exports this product to Kuwait (47%), Palestine (38%) and to Qatar (16%)

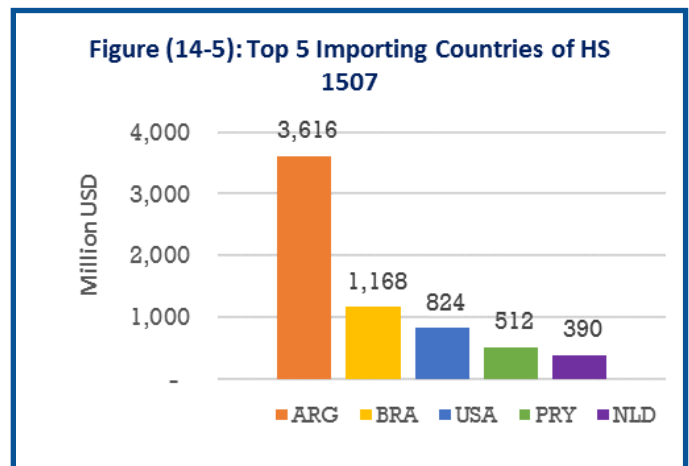


Figure (14-8) above shows the top five importers of the product in 2014, and thereby constitute potential markets for Jordanian exports. Argentina is the largest importer with imports of USD 3.6 billion in 2014, followed by Brazil with USD 1.1 billion

## 5 Other fixed vegetable fats and oils and their fractions. (HS Code: 1515)

Product Description	
• Sophistication	6,117
• Total global export value	3.88 USD Billion
• Jordan export value (according to Product Space)	1.6 USD Million
• Jordan export value (according to DOS)	150,294 USD
• Jordan export value (according to DOS) as percent of total global export value	0.003%
• Share of Jordan's total sector exports (according to DOS)	1.34%

According to Product Space data, which takes into account the total exports (domestic exports and re-exports). Jordan exports this product to Saudi Arabia (79%), Kuwait (13%), Qatar (3.9%) and to the USA (1.9%)

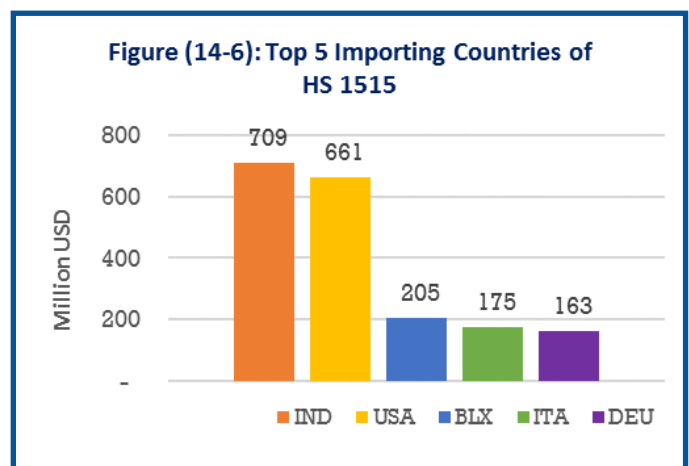


Figure (14-9) above shows the top five importers of the product in 2014, and thereby constitute potential markets for Jordanian exports. India is the largest importer with imports of USD 709 million in 2014, followed by the USA

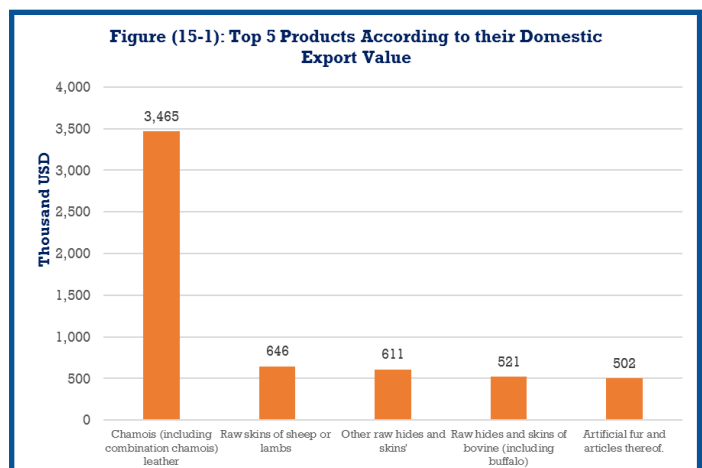
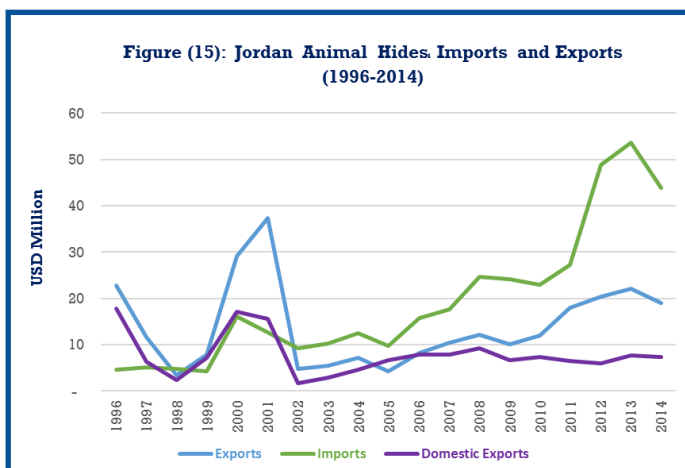
## 15. Animal Hides Sector

### 15.1 Introduction to Animal Hides

The Animal Hides Sector accounted for approximately USD 108 billion, of which Jordan contributes USD 19 million, of total global exports\* in 2014. Jordanian domestic exports from this sector amounted to USD 7.2 million, which accounts for 0.1% of total domestic exports, and equal to 0.02% of GDP in 2014. However, Imports of the sector reached USD 31 million; accounting for 0.14% of total Jordanian imports. Figure (15) shows the total exports, domestic exports, and imports of the Jordanian Animal Hides Sector for 1996-2014 period. Figure (15-1) provides the five products of this sector with the highest domestic export value in 2014.

Table (15) provides the products currently being produced in the Jordanian Animal Hides Sector ranked according to their level of sophistication; as well as an analysis of these products of the five products with the highest sophistication.

These products were identified in order to stress the importance of investing in the manufacture and export of these products due to their effect on the economic complexity of the Jordanian economy and its prosperity. The analysis includes the size of the international markets for this product as well as Jordan's contribution to them. The analysis of the international market includes a list of all countries that import this product from Jordan in 2014. Furthermore, the largest importers of these products have been identified as they represent potential markets.



\* Total Exports = Domestic Exports + Re-Exports

**Table (15): Domestic exports of the Animal hides sector according to level of Sophistication**

HS Code	Name	Domestic Exports value USD	Imports USD	Sophistication
4301	Raw furskins (including heads, tails, paws and other pieces or cuttings, suitable for furriers' use), other than raw hides and skins of heading 41.01, 41.02 or 41.03.	151,505	0	30480
4114	Chamois (including combination chamois) leather; patent leather and patent laminated leather; metallised leather.	3,465,474	39,541	13580
4107	Leather further prepared after tanning or crusting, including parchment-dressed leather, of bovine (including buffalo) or equine animals, without hair on, whether or not split, other than leather of heading 41.14.	348,201	460,646	12636
4205	Other articles of leather or of composition leather.	199,151	263,898	9849
4102	Raw skins of sheep or lambs (fresh, or salted, dried, limed, pickled or otherwise preserved, but not tanned, parchment-dressed or further prepared), whether or not with wool on or split, other than those excluded by Note 1 (c) to this Chapter.	645,583	0	9117
4101	Raw hides and skins of bovine (including buffalo) or equine animals (fresh, or salted, dried, limed, pickled or otherwise preserved, but not tanned, parchment-dressed or further prepared), whether or not dehaired or split.	520,765	0	8410
4202	Trunks, suit-cases, vanity-cases, executive-cases, brief-cases, school satchels, spectacle cases, binocular cases, camera cases, musical instrument cases, gun cases, holsters and similar containers; travelling-bags, insulated food or beverages bags, toile	403,823	26,572,792	5263
4304	Artificial fur and articles thereof.	502,332	262,910	2217
4105	Tanned or crust skins of sheep or lambs, without wool on, whether or not split, but not further prepared.	406,918	0	2152
4103	Other raw hides and skins (fresh, or salted, dried, limed, pickled or otherwise preserved, but not tanned, parchment-dressed or further prepared), whether or not dehaired or split, other than those excluded by Note 1 (b) or 1 (c) to this Chapter.	610,795	10,452	1618
4106	Tanned or crust hides and skins of other animals, without wool or hair on, whether or not split, but not further prepared.	42,300	67,010	1066

## 15.2 Analysis of the Top 5 Products in the Animal Hides Sector and their Rankings According to the Level of Sophistication

### 1 Raw furskins other than raw hides and skins of heading. (HS Code: 4301)

Product Description	
• Sophistication	30,480
• Total global export value	5.13 USD Billion
• Jordan export value (according to Product Space)	151,000 USD
• Jordan export value (according to DOS)	151,504 USD
• Jordan export value (according to DOS) as percent of total global export value	0.0029%
• Share of Jordan's total sector exports (according to DOS)	2.04%

According to Product Space data, which takes into account the total exports (domestic exports and re-exports). Jordan exports this product to Israel (100%)

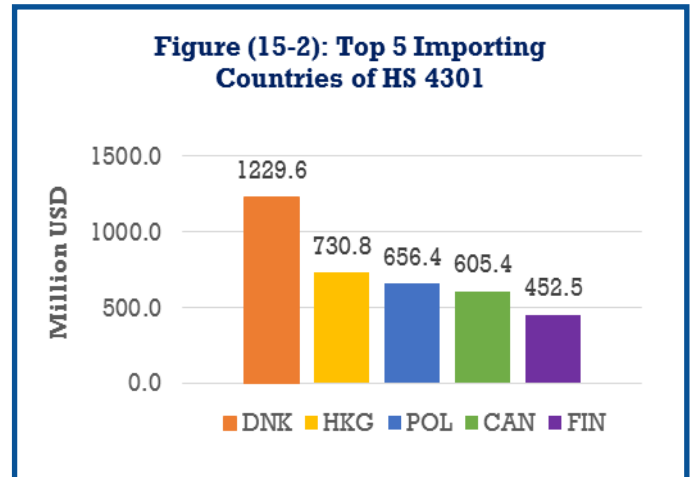


Figure (15-2) above shows the top five importers of the product in 2014, and thereby constitute potential markets for Jordanian exports. Denmark is the largest importer with imports of

### 2 Chamois laminated leather; metallised leather .(HSCode:4114)

Product Description	
• Sophistication	13,580
• Total global export value	874 USD Million
• Jordan export value (according to Product Space)	3.5 USD Million
• Jordan export value (according to DOS)	3.4 USD Million
• Jordan export value (according to DOS) as percent of total global export value	0.4%
• Share of Jordan's total sector exports (according to DOS)	46.8%

According to Product Space data, which takes into account the total exports (domestic exports and re-exports). Jordan exports this product to Thailand (33%), China (26%), India (24%), Italy (16%) and to Egypt (1%)

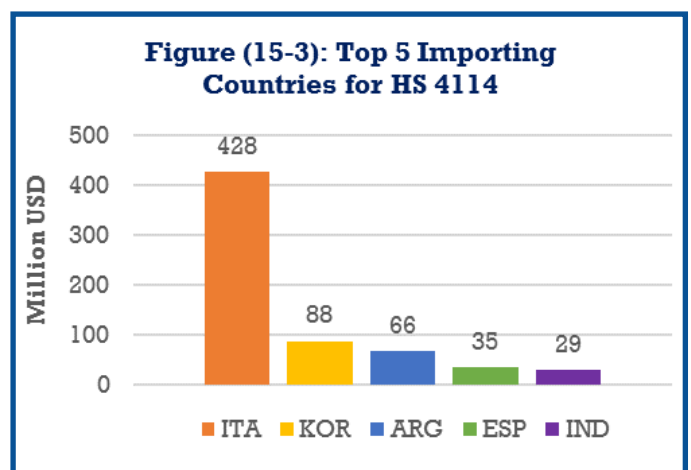


Figure (15-4) above shows the top five importers of the product in 2014, and thereby constitute potential markets for Jordanian exports. Italy is the largest importer with imports of USD 428 million in 2014, followed by Korea with USD 88 million

### 3 Leather further prepared after tanning or crusting. (HS Code: 4107)

Product Description	
• Sophistication	12,635
• Total global export value	13.8 USD Billion
• Jordan export value (according to Product Space)	361,162 USD
• Jordan export value (according to DOS)	348,200 USD
• Jordan export value (according to DOS) as percent of total global export value	0.002%
• Share of Jordan's total sector exports (according to DOS)	4.7%

According to Product Space data, which takes into account the total exports (domestic exports and re-exports). Jordan exports this product to Thailand (40%), China (24%), Lebanon (19%), Hong Kong (8.6%) and to Turkey (6.9%)

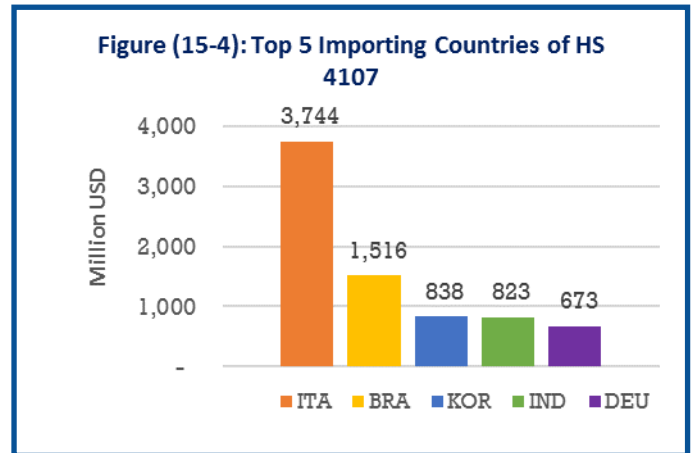


Figure (15-7) above shows the top five importers of the product in 2014, and thereby constitute potential markets for Jordanian exports. Italy is the largest importer with imports of USD 3.7 billion in 2014, followed by Brazil with USD 1.5 billion

### 4 Other articles of leather or of composition leather. (HS Code: 4205)

Product Description	
• Sophistication	9,849
• Total global export value	2.8 USD Billion
• Jordan export value (according to Product Space)	205,133 USD
• Jordan export value (according to DOS)	199,151 USD
• Jordan export value (according to DOS) as percent of total global export value	0.007%
• Share of Jordan's total sector exports (according to DOS)	2.69%

According to Product Space data, which takes into account the total exports (domestic exports and re-exports). Jordan exports this product to India (61%), China (27%), Pakistan (5.1%), USA (3.1%) and to Qatar (2.4%)

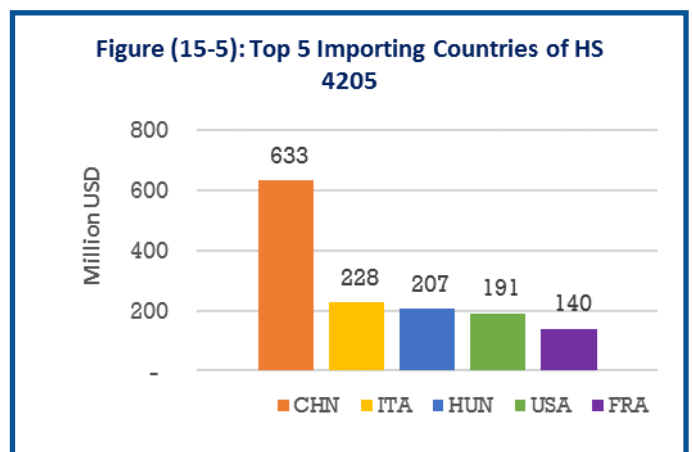


Figure (15-8) above shows the top five importers of the product in 2014, and thereby constitute potential markets for Jordanian exports. China is the largest importer with imports of USD 633 million in 2014, followed by Italy with USD 228 million

## 5 Raw skins of sheep or lambs. (HS Code: 4102)

Product Description	
• Sophistication	9,117
• Total global export value	1.14 USD Billion
• Jordan export value (according to Product Space)	2.6 USD Million
• Jordan export value (according to DOS)	645,582 USD
• Jordan export value (according to DOS) as percent of total global export value	0.05%
• Share of Jordan's total sector exports (according to DOS)	8.7%

According to Product Space data, which takes into account the total exports (domestic exports and re-exports). Jordan exports this product to Italy (33%), India (15%), Pakistan (12%), Lebanon (9.5%) and to Egypt (8.3%)

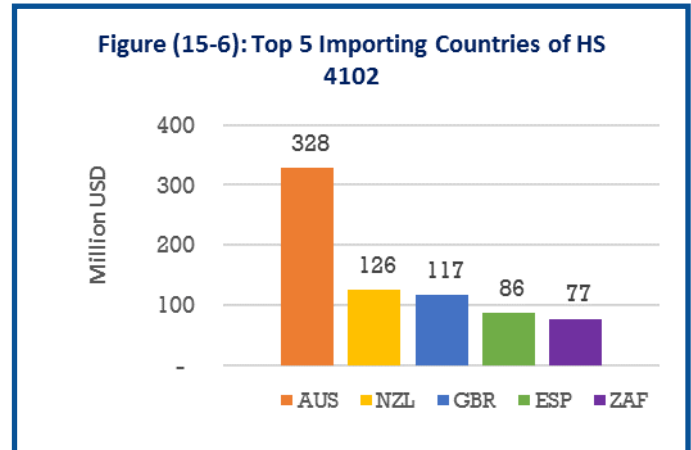


Figure (15-9) above shows the top five importers of the product in 2014, and thereby constitute potential markets for Jordanian exports. Australia is the largest importer with imports of USD 328 million in 2014, followed by New Zealand with USD 125 million

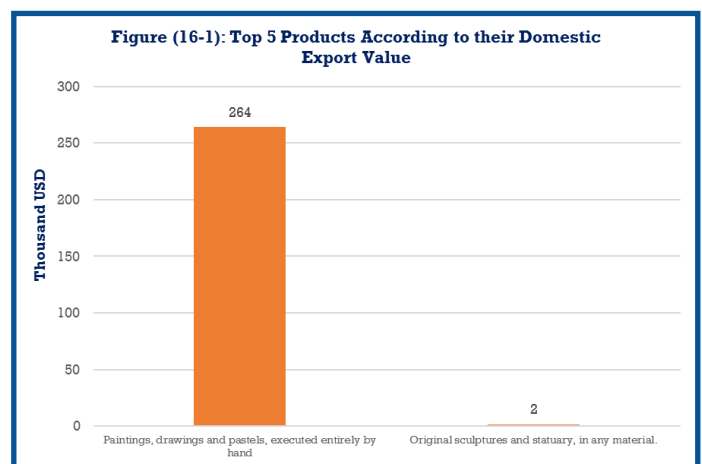
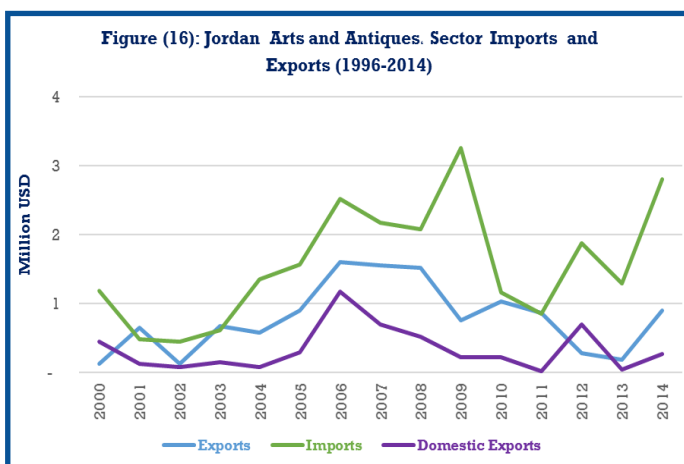
## 16. Arts and Antiques Sector

### 16.1 Introduction to Arts and Antiques Sector

The Arts and Antiques Sector accounted for approximately USD 19.7 billion, of which Jordan contributes USD 750,000, of total global exports\* in 2014. Jordanian domestic exports from this sector amounted to USD 265,833, which accounts for 0.003% of total domestic exports, and equal to 0.0008% of GDP in 2014. However, Imports of the sector reached USD 440,473; accounting for 0.0019% of total Jordanian imports. Figure (16) shows the total exports, domestic exports, and imports of the Jordanian Arts and Antiques Sector for 1996-2014 period. Figure (16-1) provides the five products of this sector with the highest domestic export value in 2014..

Table (16) provides the products currently being produced in the Jordanian Arts and Antiques Sector ranked according to their level of sophistication; as well as an analysis of these products of the five products with the highest sophistication.

These products were identified in order to stress the importance of investing in the manufacture and export of these products due to their effect on the economic complexity of the Jordanian economy and its prosperity. The analysis includes the size of the international markets for this product as well as Jordan's contribution to them. The analysis of the international market includes a list of all countries that import this product from Jordan in 2014. Furthermore, the largest importers of these products have been identified as they represent potential markets.



\* Total Exports = Domestic Exports + Re-Exports

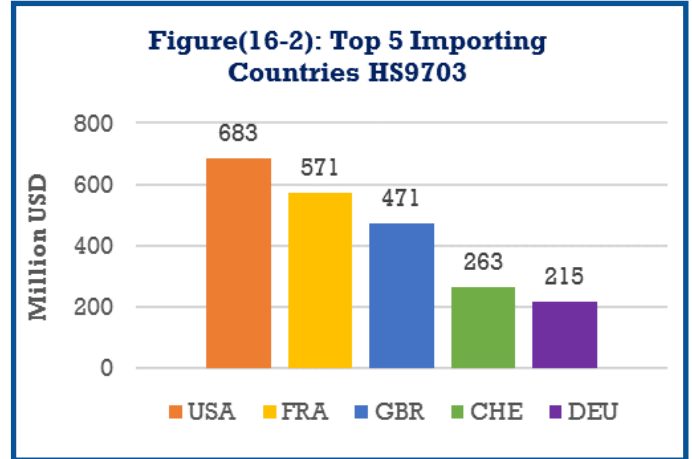


<b>Table (16): Domestic exports of the Arts and Antiques sector according to level of Sophistication</b>				
<b>HS Code</b>	<b>Name</b>	<b>Domestic Exports value USD</b>	<b>Imports USD</b>	<b>Sophistication</b>
9703	Original sculptures and statuary, in any material.	1,681	46,340	10664
9701	Paintings, drawings and pastels, executed entirely by hand, other than drawings of heading 49.06 and other than hand-painted or hand-decorated manufactured articles; collages and similar decorative plaques.	264,152	250,536	8197

## 16.2 Analysis of the Top 5 Products in the Arts and Antiques Sector and their Rankings According to the Level of Sophistication

### 1 Original sculptures and statuary, in any material . (HS Code: 9703)

Product Description	
• Sophistication	10,664
• Total global export value	3.17 USD Billion
• Jordan export value (according to Product Space)	134,000 USD
• Jordan export value (according to DOS)	1,680 USD
• Jordan export value (according to DOS) as percent of total global export value	0.00005%
• Share of Jordan's total sector exports (according to DOS)	0.63%

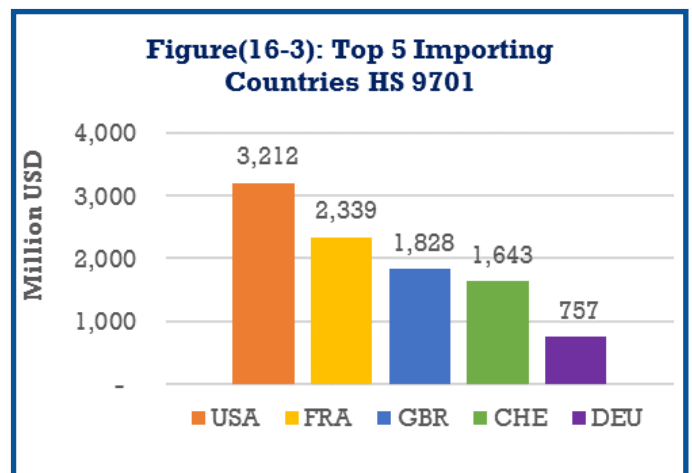


According to Product Space data, which takes into account the total exports (domestic exports and re-exports). Jordan exports this product to UK (75%), USA (15%), Qatar(5.1%), Netherlands (3.4%) and to Switzerland (1.1%)

Figure (16-3) above shows the top five importers of the product in 2014, and thereby constitute potential markets for Jordanian exports. USA is the largest importer with imports of USD 683 million in 2014, followed by France with USD 571 million

### 2 Paintings, drawings and pastels, executed entirely by hand. (HSCode:9701)

Product Description	
• Sophistication	8,197
• Total global export value	13.9 USD Billion
• Jordan export value (according to Product Space)	410,000 USD
• Jordan export value (according to DOS)	264,152 USD
• Jordan export value (according to DOS) as percent of total global export value	0.0019%
• Share of Jordan's total sector exports (according to DOS)	99.36%



According to Product Space data, which takes into account the total exports (domestic exports and re-exports). Jordan exports this product to UK (22%), Qatar (16%), USA (13%), Lebanon (12%) and to Canada (7.1%)

Figure (16-4) above shows the top five importers of the product in 2014, and thereby constitute potential markets for Jordanian exports. USA is the largest importer with imports of USD 3,212 million in 2014, followed by France with USD 2,339 million

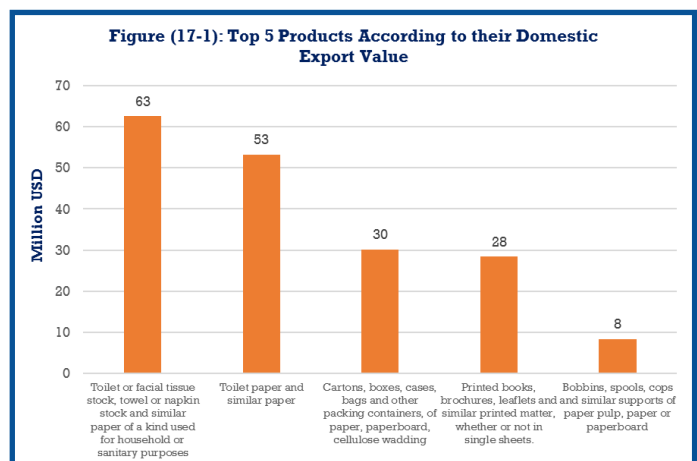
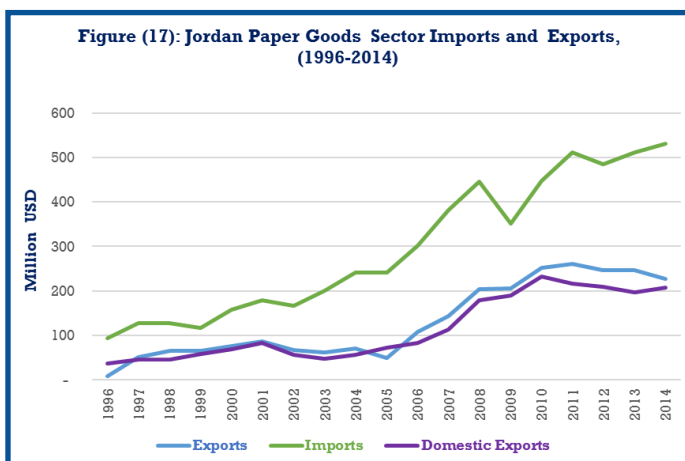
## 17. Paper Goods Sector

### 17.1 Introduction to Paper Goods Sector

The Paper Goods Sector accounted for approximately USD 271 billion, of which Jordan contributes USD 227 million, of total global exports\* in 2014. Jordanian domestic exports from this sector amounted to USD 206 million, which accounts for 2.86% of total domestic exports, and equal to 0.59% of GDP in 2014. However, Imports of the sector reached USD 440 million; accounting for 1.9% of total Jordanian imports. Figure (17) shows the total exports, domestic exports, and imports of the Jordanian Paper Goods Sector for 1996-2014 period. Figure (17-1) provides the five products of this sector with the highest domestic export value in 2014.

Table (17) provides the products currently being produced in the Jordanian Paper Goods Sector ranked according to their level of sophistication; as well as an analysis of these products of the five products with the highest sophistication.

These products were identified in order to stress the importance of investing in the manufacture and export of these products due to their effect on the economic complexity of the Jordanian economy and its prosperity. The analysis includes the size of the international markets for this product as well as Jordan's contribution to them. The analysis of the international market includes a list of all countries that import this product from Jordan in 2014. Furthermore, the largest importers of these products have been identified as they represent potential markets.



\* Total Exports = Domestic Exports + Re-Exports

**Table (17): Domestic exports of the Paper Goods sector according to level of Sophistication**

HS Code	Name	Domestic Exports value USD	Imports USD	Sophistication
4810	Paper and paperboard, coated on one or both sides with kaolin (China clay) or other inorganic substances, with or without a binder, and with no other coating, whether or not surface-coloured, surface-decorated or printed, in rolls or rectangular	3,373,624	49,959,807	31129
4802	Uncoated paper and paperboard, of a kind used for writing, printing or other graphic purposes, and non perforated punch-cards and punch tape paper, in rolls or rectangular (including square) sheets, of any size, other than paper of heading 48.01 or 48.03;	256,572	43,973,202	29668
4805	Other uncoated paper and paperboard, in rolls or sheets, not further worked or processed than as specified in Note 3 to this Chapter.	20,993	32,293,337	25990
4804	Uncoated kraft paper and paperboard, in rolls or sheets, other than that of heading 48.02 or 48.03.	1,676,260	28,871,900	21966
4811	Paper, paperboard, cellulose wadding and webs of cellulose fibres, coated, impregnated, covered, surface-coloured, surface-decorated or printed, in rolls or rectangular (including square) sheets, of any size, other than goods of the kind described in head	4,486,517	30,018,975	21005
4902	Newspapers, journals and periodicals, whether or not illustrated or containing advertising material.	45,069	167,990	20369
4909	Printed or illustrated postcards; printed cards bearing personal greetings, messages or announcements, whether or not illustrated, with or without envelopes or trimmings.	451.2	118,980	20354
4807	Composite paper and paperboard (made by sticking flat layers of paper or paperboard together with an adhesive), not surface-coated or impregnated, whether or not internally reinforced, in rolls or sheets.	85,658	693,401	19670
4911	Other printed matter, including printed pictures and photographs.	2,243,419	16,585,552	18714
4823	Other paper, paperboard, cellulose wadding and webs of cellulose fibres, cut to size or shape; other articles of paper pulp, paper, paperboard, cellulose wadding or webs of cellulose fibres.	1,237,754	10,549,909	18465
4910	Calendars of any kind, printed, including calendar blocks.	162,590	616,840	15609
4808	Paper and paperboard, corrugated (with or without glued flat surface sheets), creped, crinkled, embossed or perforated, in rolls or sheets, other than paper of the kind described in heading 48.03.	203,013	3,050,160	14618

**Table (17): Domestic exports of the Paper Goods sector according to level of Sophistication**

HS Code	Name	Domestic Exports value USD	Imports USD	Sophistication
4817	Envelopes, letter cards, plain postcards and correspondence cards, of paper or paperboard; boxes, pouches, wallets and writing compendiums, of paper or paperboard, containing an assortment of paper stationery.	95,919	1,058,600	14598
4822	Bobbins, spools, cops and similar supports of paper pulp, paper or paperboard (whether or not perforated or hardened).	8,380,073	736,911	14117
4821	Paper or paperboard labels of all kinds, whether or not printed.	526,993	20,504,745	13509
4901	Printed books, brochures, leaflets and similar printed matter, whether or not in single sheets.	28,438,507	21,017,261	13105
4903	Children's picture, drawing or colouring books.	212,542	336,305	12349
4707	Recovered (waste and scrap) paper or paperboard.	5,550,055	3,347	12256
4706	Pulps of fibres derived from recovered (waste and scrap) paper or paperboard or of other fibrous cellulosic material.	3,200,123	292,727	12148
4814	Wallpaper and similar wall coverings; window transparencies of paper.	27,925	1,402,946	11948
4819	Cartons, boxes, cases, bags and other packing containers, of paper, paperboard, cellulose wadding or webs of cellulose fibres; box files, letter trays, and similar articles, of paper or paperboard of a kind used in offices, shops or the like.	30,183,391	48,938,438	10859
4818	Toilet paper and similar paper, cellulose wadding or webs of cellulose fibres, of a kind used for household or sanitary purposes, in rolls of a width not exceeding 36 cm, or cut to size or shape; handkerchiefs, cleansing tissues, towels, tablecloths, serv	53,224,140	17,825,316	10624
4803	Toilet or facial tissue stock, towel or napkin stock and similar paper of a kind used for household or sanitary purposes, cellulose wadding and webs of cellulose fibres, whether or not creped, crinkled, embossed, perforated, surface-coloured, surface-deco	62,583,583	2,748,330	10492
4813	Cigarette paper, whether or not cut to size or in the form of booklets or tubes.	29,469	7,786,994	10464
4906	Plans and drawings for architectural, engineering, industrial, commercial, topographical or similar purposes, being originals drawn by hand; hand-written texts; photographic reproductions on sensitised paper and carbon copies of the foregoing.	49,605	54,244	10237
4820	Registers, account books, note books, order books, receipt books, letter pads, memorandum pads, diaries and similar articles, exercise books, blotting-pads, binders (loose-leaf or other), folders, file covers, manifold business forms, interleaved carbon s	610,753	2,603,771	9850

**Table (17): Domestic exports of the Paper Goods sector according to level of Sophistication**

HS Code	Name	Domestic Exports value USD	Imports USD	Sophistication
4809	Carbon paper, self-copy paper and other copying or transfer papers (including coated or impregnated paper for duplicator stencils or offset plates), whether or not printed, in rolls or sheets.	7,587	2,741,684	9726
4907	Unused postage, revenue or similar stamps of current or new issue in the country in which they have, or will have, a recognised face value; stamp-impressed paper; banknotes; cheque forms; stock, share or bond certificates and similar documents of title.	1163.25	49,454	3133

## 17.2 Analysis of the Top 5 Products in the Paper Goods Sector and their Rankings According to the Level of Sophistication

### 1 Paper and paperboard, with or without a binder, and with no other coating, whether or not surface-coloured, surface-decorated or printed, in rolls or rectangular (HS Code: 4810)

Product Description	
• Sophistication	31,129
• Total global export value	31.4 USD Billion
• Jordan export value (according to Product Space)	4.7 USD Million
• Jordan export value (according to DOS)	3.3 USD Million
• Jordan export value (according to DOS) as percent of total global export value	0.01%
• Share of Jordan's total sector exports (according to DOS)	1.59%

According to Product Space data, which takes into account the total exports (domestic exports and re-exports). Jordan exports this product to UAE (34%), Iraq (26%), Egypt (21%), Kuwait (6.5%) and to Sudan (3.6%)

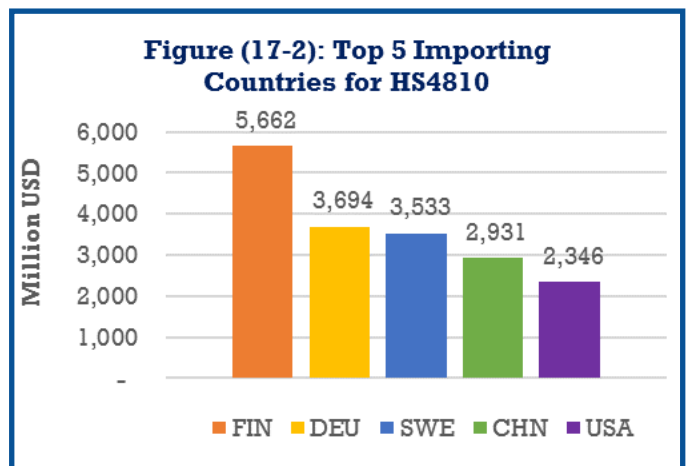


Figure (17-3) above shows the top five importers of the product in 2014, and thereby constitute potential markets for Jordanian exports. Finland is the largest importer with imports of USD 5,662 million in 2014, followed by Germany with USD 3,694 million



## 2 Uncoated paper and paperboard, of a kind used for writing, printing or other graphic purposes, and non perforated punch-cards and punch tape paper, in rolls or rectangular (including square) sheets, of any size, other than paper of heading . (HS Code: 4802)

Product Description	
• Sophistication	22,667
• Total global export value	2.22 USD Billion
• Jordan export value (according to Product Space)	1.29 USD Million
• Jordan export value (according to DOS)	256,572 USD
• Jordan export value (according to DOS) as percent of total global export value	0.011%
• Share of Jordan's total sector exports (according to DOS)	0.12%

According to Product Space data, which takes into account the total exports (domestic exports and re-exports). Jordan exports this product to Iraq (92%), Yemen (3.6%), Syria (2.4%), Kuwait (1.3%) and to Palestine (0.4%)

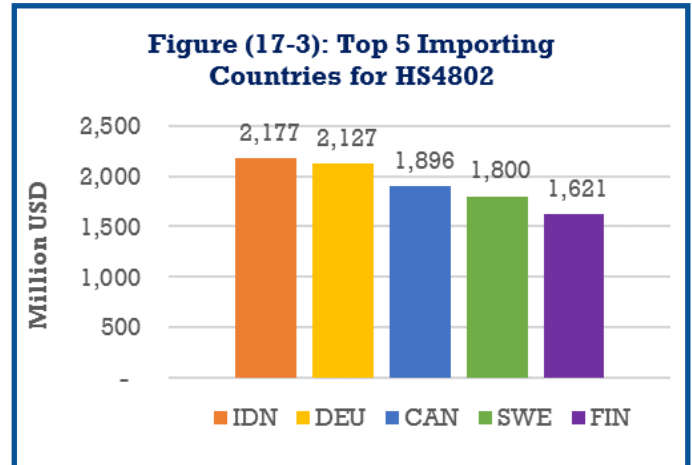


Figure (17-4) above shows the top five importers of the product in 2014, and thereby constitute potential markets for Jordanian exports. Indonesia is the largest importer with imports of USD 2,177 million in 2014, followed by Germany with USD 2,127 million

## 3 Other uncoated paper and paperboard, in rolls or sheets, not further worked or processed. (HSCode:4805)

Product Description	
• Sophistication	25,989
• Total global export value	12.1 USD Billion
• Jordan export value (according to Product Space)	46,000 USD
• Jordan export value (according to DOS)	20,993 USD
• Jordan export value (according to DOS) as percent of total global export value	0.00017%
• Share of Jordan's total sector exports (according to DOS)	0.01%

According to Product Space data, which takes into account the total exports (domestic exports and re-exports). Jordan exports this product to Syria(46%), Sudan (46%), Iraq (4.6%),and to Lebanon (3.4%)

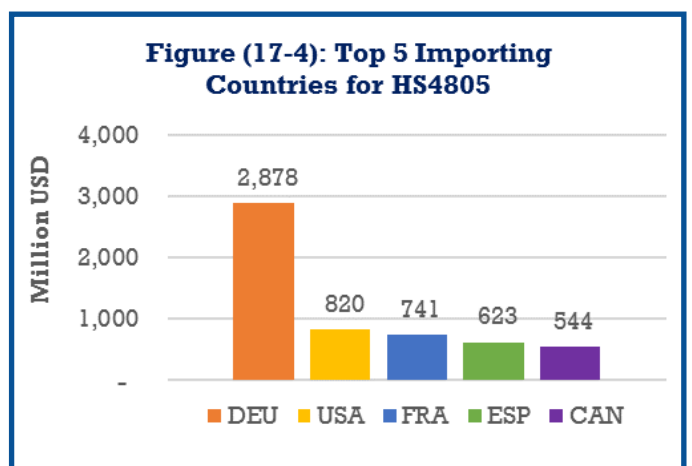
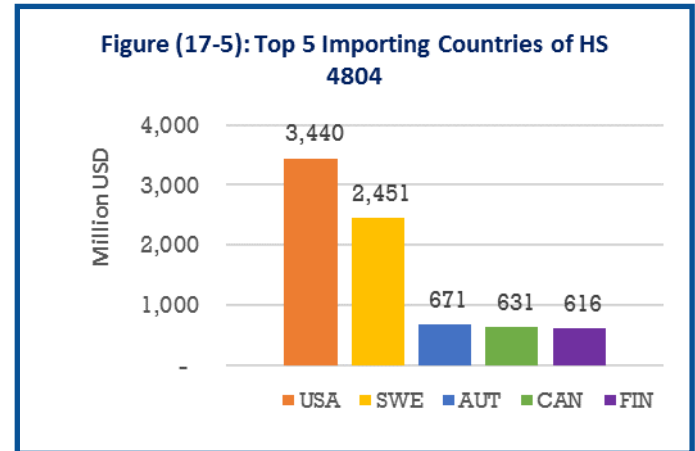


Figure (17-5) above shows the top five importers of the product in 2014, and thereby constitute potential markets for Jordanian exports. Germany is the largest importer with imports of USD 2878 million in 2014, followed by USA with USD 820 million

## 4 Uncoated kraft paper and paper board, in rolls or sheets. (HS Code: 4804)

Product Description	
• Sophistication	21,965
• Total global export value	13.2 USD Billion
• Jordan export value (according to Product Space)	1.9 USD Million
• Jordan export value (according to DOS)	1.6 USD Million
• Jordan export value (according to DOS) as percent of total global export value	0.012%
• Share of Jordan's total sector exports (according to DOS)	0.77%

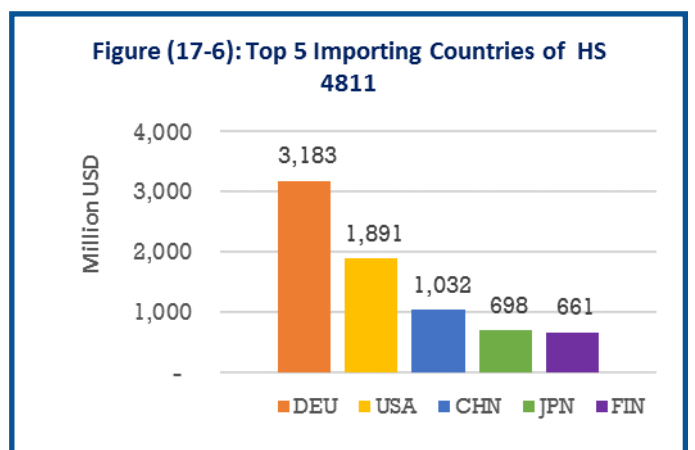


According to Product Space data, which takes into account the total exports (domestic exports and re-exports). Jordan exports this product to Syria (72%), Israel (8.3%), Egypt (6.5%), Iraq (5.3%) and to Palestine (3.6%)

Figure (17-7) above shows the top five importers of the product in 2014, and thereby constitute potential markets for Jordanian exports. The USA is the largest importer with imports of USD 3.4 billion in 2014, followed by Sweden with USD 2.45 billion

## 5 Paper, paper board, cellulose wadding and webs of cellulose fibres. (HS Code: 4811)

Product Description	
• Sophistication	21,004
• Total global export value	15.7 USD Billion
• Jordan export value (according to Product Space)	828,285 USD
• Jordan export value (according to DOS)	4.4 USD Million
• Jordan export value (according to DOS) as percent of total global export value	0.02%
• Share of Jordan's total sector exports (according to DOS)	2.13%



According to Product Space data, which takes into account the total exports (domestic exports and re-exports). Jordan exports this product to Yemen (33%), Egypt (19%), Saudi Arabia (17%), Iraq (9.1%) and to Kuwait (7.8%)

Figure (17-8) above shows the top five importers of the product in 2014, and thereby constitute potential markets for Jordanian exports. Germany is the largest importer with imports of USD 3.1 billion in 2014, followed by the USA with USD 1.8 billion

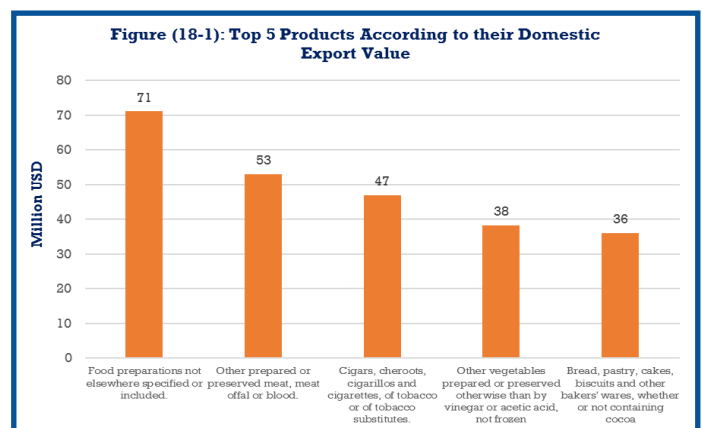
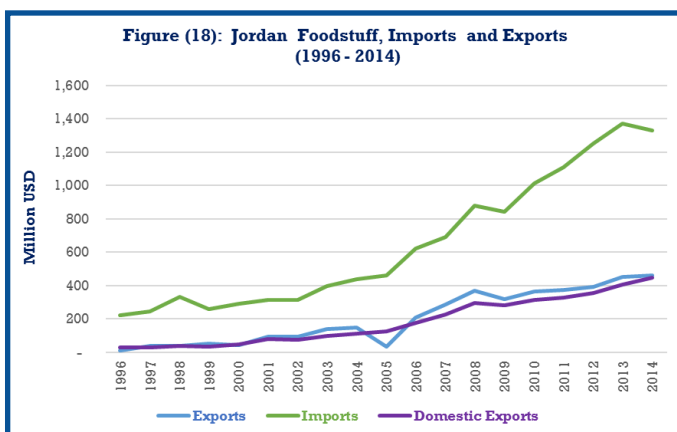
## 18. Foodstuffs Sector

### 18.1 Introduction to Foodstuffs Sector

The Food Stuffs Sector accounted for approximately USD 563 billion, of which Jordan contributes USD 460 million, of total global exports\* in 2014. Jordanian domestic exports from this sector amounted to USD 447 million, which accounts for 6.18% of total domestic exports, and equal to 1.3% of GDP in 2014. However, Imports of the sector reached USD 1.3 billion; accounting for 5.8% of total Jordanian imports. Figure (18) shows the total exports, domestic exports, and imports of the Jordanian Food Stuffs Sector for 1996-2014 period. Figure (18-1) provides the five products of this sector with the highest domestic export value in 2014.

Table (18) provides the products currently being produced in the Jordanian Foodstuffs Sector ranked according to their level of sophistication; as well as an analysis of these products of the five products with the highest sophistication.

These products were identified in order to stress the importance of investing in the manufacture and export of these products due to their effect on the economic complexity of the Jordanian economy and its prosperity. The analysis includes the size of the international markets for this product as well as Jordan's contribution to them. The analysis of the international market includes a list of all countries that import this product from Jordan in 2014. Furthermore, the largest importers of these products have been identified as they represent potential markets.



\* Total Exports = Domestic Exports + Re-Exports

**Table (18): Domestic exports of the Foodstuffs sector according to level of Sophistication**

HS Code	Name	Domestic Exports value USD	Imports USD	Sophistication
1601	Sausages and similar products, of meat, meat offal or blood; food preparations based on these products.	29,762,414	3,237,062	13089
1602	Other prepared or preserved meat, meat offal or blood.	52,990,452	22,579,321	8446
1702	Other sugars, including chemically pure lactose, maltose, glucose and fructose, in solid form; sugar syrups not containing added flavouring or colouring matter; artificial honey, whether or not mixed with natural honey; caramel.	1,312,359	5,629,206	16911
1703	Molasses resulting from the extraction or refining of sugar.	101,620	2,657,631	4080
1704	Sugar confectionery (including white chocolate), not containing cocoa.	12,863,039	41,887,775	10727
1806	Chocolate and other food preparations containing cocoa.	5,634,476	62,705,035	15430
1901	Malt extract; food preparations of flour, groats, meal, starch or malt extract, not containing cocoa or containing less than 40 % by weight of cocoa calculated on a totally defatted basis, not elsewhere specified or included; food preparations of goods of	10,909,487	60,296,519	23775
1902	Pasta, whether or not cooked or stuffed (with meat or other substances) or otherwise prepared, such as spaghetti, macaroni, noodles, lasagne, gnocchi, ravioli, cannelloni; couscous, whether or not prepared.	5,936,766	28,211,288	8084
1903	Tapioca and substitutes therefor prepared from starch, in the form of flakes, grains, pearls, siftings or in similar forms.	2,183,474	575,369	6185
1904	Prepared foods obtained by the swelling or roasting of cereals or cereal products (for example, corn flakes); cereals (other than maize (corn)) in grain form or in the form of flakes or other worked grains (except flour, groats and meal), pre-cooked, or o	8,820,871	17,924,509	12152
1905	Bread, pastry, cakes, biscuits and other bakers' wares, whether or not containing cocoa; communion wafers, empty cachets of a kind suitable for pharmaceutical use, sealing wafers, rice paper and similar products.	36,046,219	73,583,096	11592
2001	Vegetables, fruit, nuts and other edible parts of plants, prepared or preserved by vinegar or acetic acid.	471,642	2,699,569	8502

**Table (18): Domestic exports of the Foodstuffs sector according to level of Sophistication**

HS Code	Name	Domestic Exports value USD	Imports USD	Sophistication
2002	Tomatoes prepared or preserved otherwise than by vinegar or acetic acid.	1,354,220	9,474,333	14850
2004	Other vegetables prepared or preserved otherwise than by vinegar or acetic acid, frozen, other than products of heading 20.06.	73,602	30,145,361	22875
2005	Other vegetables prepared or preserved otherwise than by vinegar or acetic acid, not frozen, other than products of heading 20.06.	38,275,825	14,810,273	9222
2007	Jams, fruit jellies, marmalades, fruit or nut purées and fruit or nut pastes, obtained by cooking, whether or not containing added sugar or other sweetening matter.	766,074	5,774,317	7670
2008	Fruit, nuts and other edible parts of plants, otherwise prepared or preserved, whether or not containing added sugar or other sweetening matter or spirit, not elsewhere specified or included.	114,108	11,326,780	8262
2009	Fruit juices (including grape must) and vegetable juices, unfermented and not containing added spirit, whether or not containing added sugar or other sweetening matter.	6,121,133	10,558,215	5751
2101	Extracts, essences and concentrates, of coffee, tea or maté and preparations with a basis of these products or with a basis of coffee, tea or maté; roasted chicory and other roasted coffee substitutes, and extracts, essences and concentrates thereof.	2,400,147	26,963,424	11576
2102	Yeasts (active or inactive); other single-cell micro-organisms, dead (but not including vaccines of heading 30.02); prepared baking powders.	4,208,798	2,119,456	5928
2103	Sauces and preparations therefor; mixed condiments and mixed seasonings; mustard flour and meal and prepared mustard.	1,173,642	22,594,455	10598
2104	Soups and broths and preparations therefor; homogenised composite food preparations.	1,127,977	17,893,456	5862
2105	Ice cream and other edible ice, whether or not containing cocoa.	12,412,023	4,445,414	13168
2106	Food preparations not elsewhere specified or included.	71,107,927	163,270,502	17185
2201	Waters, including natural or artificial mineral waters and aerated waters, not containing added sugar or other sweetening matter nor flavoured; ice and snow.	4,195,238	2,663,050	6936
2202	Waters, including mineral waters and aerated waters, containing added sugar or other sweetening matter or flavoured, and other non-alcoholic beverages, not including fruit or vegetable juices of heading 20.09.	24,798,740	93,884,897	10194

**Table (18): Domestic exports of the Foodstuffs sector according to level of Sophistication**

HS Code	Name	Domestic Exports value USD	Imports USD	Sophistication
2203	Beer made from malt.	2,479,034	697,528	8811
2204	Wine of fresh grapes, including fortified wines; grape must other than that of heading 20.09.	104,038	1,975,065	16991
2208	Undenatured ethyl alcohol of an alcoholic strength by volume of less than 80 % vol; spirits, liqueurs and other spirituous beverages.	9,650,680	6,361,407	6966
2209	Vinegar and substitutes for vinegar obtained from acetic acid.	167,727	1,255,619	10341
2309	Preparations of a kind used in animal feeding.	27,578,079	29,708,646	14142
2401	Unmanufactured tobacco; tobacco refuse.	79,630	33,055,954	1680
2402	Cigars, cheroots, cigarillos and cigarettes, of tobacco or of tobacco substitutes.	46,943,048	478,192	5509
2403	Other manufactured tobacco and manufactured tobacco substitutes; \homogenised\" or \"reconstituted\" tobacco; tobacco extracts and essences."	25,649,887	51,368,445	8173

## 18.2 Analysis of the Top 5 Products in the Animal Products and their Rankings According to the Level of Sophistication

### 1 Malt extract; food preparations of flour, groats, meal, starch or malt extract, not containing cocoa or containing less than 40 % by weight of cocoa (HS Code: 1901)

Product Description	
• Sophistication	23,735
• Total global export value	19.2 USD Billion
• Jordan export value (according to Product Space)	13.7 USD Million
• Jordan export value (according to DOS)	10.9 USD Million
• Jordan export value (according to DOS) as percent of total global export value	0.056%
• Share of Jordan's total sector exports (according to DOS)	2.43%

According to Product Space data, which takes into account the total exports (domestic exports and re-exports). Jordan exports this product to Iraq (24%), UAE (19%), Saudi Arabia (19%), Syria (12%), and to Lebanon (6.6%)

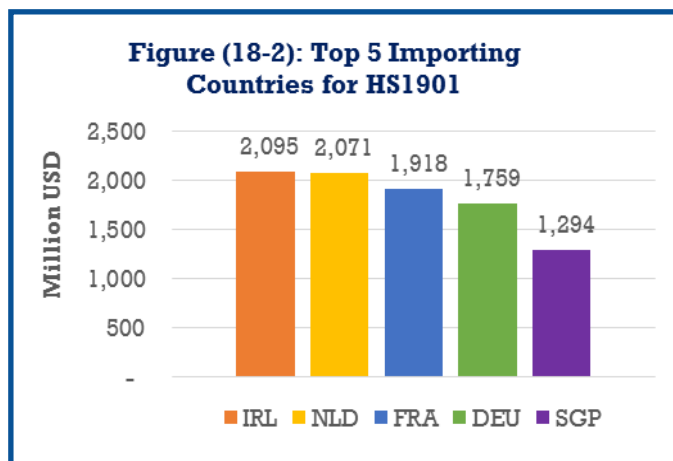


Figure (18-2) above shows the top five importers of the product in 2014, and thereby constitute potential markets for Jordanian exports. Ireland is the largest importer with imports of USD 2,095 million in 2014, followed by Netherlands with USD 2,071 million

### 2 Other vegetables prepared or preserved otherwise than by vinegar or acetic acid, frozen, other than products of heading. (HS Code: 2004)

Product Description	
• Sophistication	22,875
• Total global export value	7.3 USD Billion
• Jordan export value (according to Product Space)	556,000 USD
• Jordan export value (according to DOS)	73,602 USD
• Jordan export value (according to DOS) as percent of total global export value	0.001%
• Share of Jordan's total sector exports (according to DOS)	0.016%

According to Product Space data, which takes into account the total exports (domestic exports and re-exports). Jordan exports this product to Iraq (81%), Palestine (13%), Egypt (4.3%), Sweden (1%) and to Bahrain (0.4%)

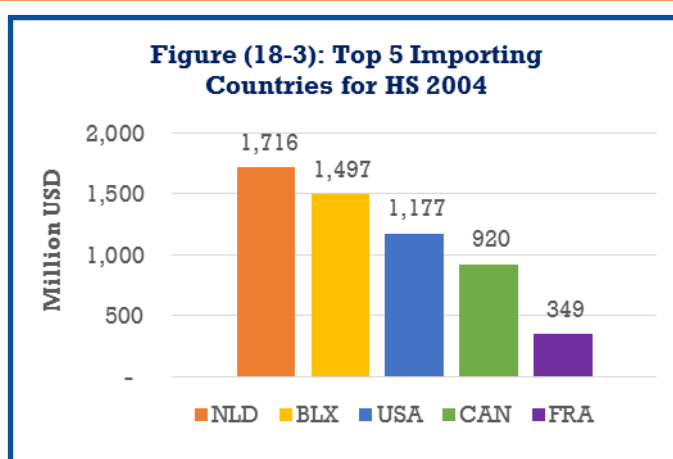
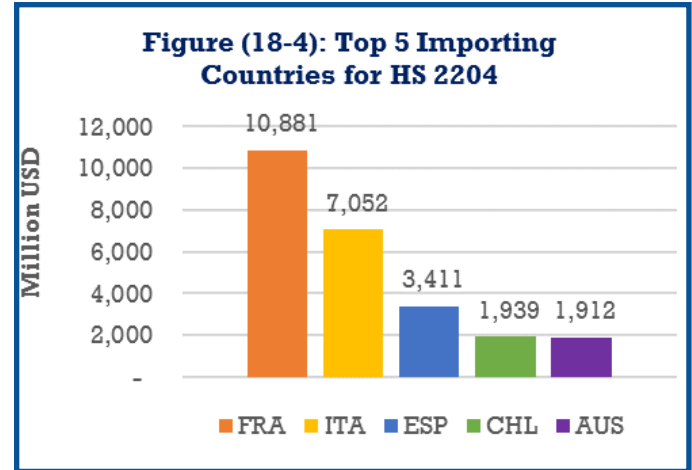


Figure (18-3) above shows the top five importers of the product in 2014, and thereby constitute potential markets for Jordanian exports. Netherlands is the largest importer with imports of USD 1,716 million in 2014, followed by Belgium Luxembourg with USD 1,497 million



### 3 Wine of fresh grapes, including fortified wines. (HS Code: 2204)

Product Description	
• Sophistication	16,990
• Total global export value	35 USD Billion
• Jordan export value (according to Product Space)	81,700 USD
• Jordan export value (according to DOS)	104,038 USD
• Jordan export value (according to DOS) as percent of total global export value	0.002%
• Share of Jordan's total sector exports (according to DOS)	0.02%

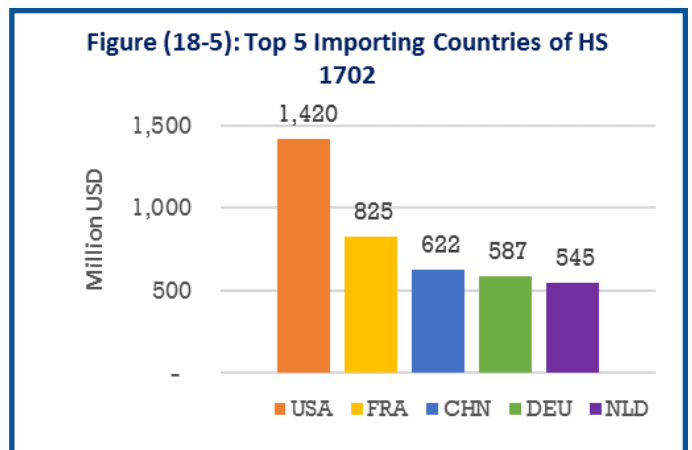


According to Product Space data, which takes into account the total exports (domestic exports and re-exports). Jordan exports this product to Qatar (24%), UK (32%), Canada (11%) and to Germany(2.3%)

Figure (18-6) above shows the top five importers of the product in 2014, and thereby constitute potential markets for Jordanian exports. France is the largest importer with imports of USD 10,811 million in 2014, followed by Italy with USD 7,052 million

### 4 Other sugars, including pure lactose. (HS Code: 1702)

Product Description	
• Sophistication	16,910
• Total global export value	6.95 USD Billion
• Jordan export value (according to Product Space)	1.46 USD Million
• Jordan export value (according to DOS)	1.31 USD Million
• Jordan export value (according to DOS) as percent of total global export value	0.018%
• Share of Jordan's total sector exports (according to DOS)	0.29%

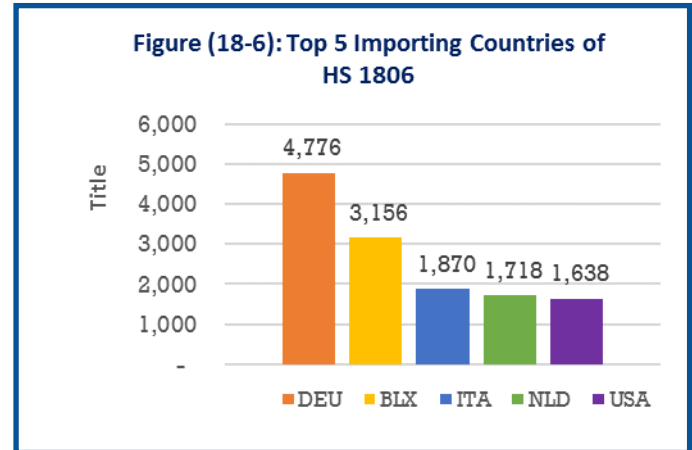


According to Product Space data, which takes into account the total exports (domestic exports and re-exports). Jordan exports this product to Syria (86%), Palestine (6.8%) and to Iraq (4.8%)

Figure (18-7) above shows the top five importers of the product in 2014, and thereby constitute potential markets for Jordanian exports. The USA is the largest importer with imports of USD 1.4 billion in 2014, followed by France with USD 825 million

## 5 Chocolate and other food preparations containing cocoa. (HS Code: 1806)

Product Description	
• Sophistication	15,430
• Total global export value	27.3 USD Billion
• Jordan export value (according to Product Space)	13.1 USD Million
• Jordan export value (according to DOS)	5.6 USD Million
• Jordan export value (according to DOS) as percent of total global export value	0.02%
• Share of Jordan's total sector exports (according to DOS)	1.25%



According to Product Space data, which takes into account the total exports (domestic exports and re-exports). Jordan exports this product to Bahrain (53%), Iraq (8.5%), Palestine (8.2%), Saudi Arabia (6.3%) and to Israel (5.8%)

Figure (18-8) above shows the top five importers of the product in 2014, and thereby constitute potential markets for Jordanian exports. Germany is the largest importer with imports of USD 4.7 billion in 2014, followed by Belgium and Luxembourg with USD 3.1 billion

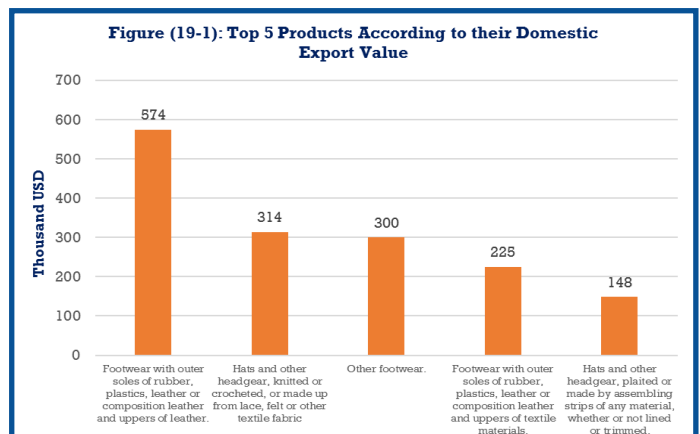
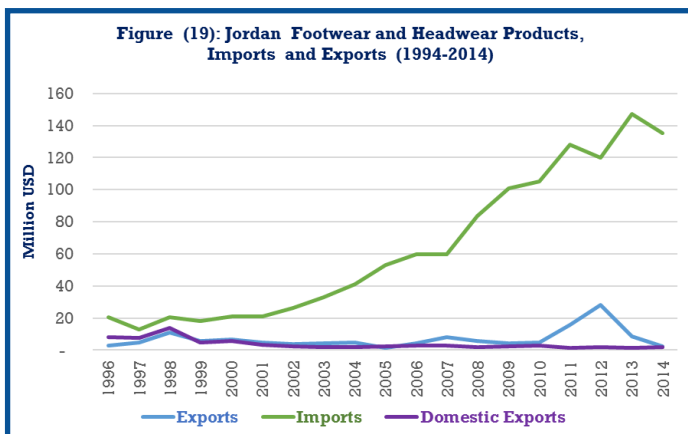
# 19. Footwear & Headwear Sector

## 19.1 Introduction to Footwear and Headwear

The Footwear and Headwear Sector accounted for approximately USD 149 billion, of which Jordan contributes USD 3.36 million, of total global exports\* in 2014. Jordanian domestic exports from this sector amounted to USD 1.6 million, which accounts for 0.02% of total domestic exports, and equal to 0.005% of GDP in 2014. However, Imports of the sector reached USD 69 million; accounting for 0.3% of total Jordanian imports. Figure (19) shows the total exports, domestic exports, and imports of the Jordanian Footwear and Headwear Sector for 1996-2014 period. Figure (19-1) provides the five products of this sector with the highest domestic export value in 2014.

Table (19) provides the products currently being produced in the Jordanian Footwear & Headwear Sector ranked according to their level of sophistication; as well as an analysis of these products of the five products with the highest sophistication.

These products were identified in order to stress the importance of investing in the manufacture and export of these products due to their effect on the economic complexity of the Jordanian economy and its prosperity. The analysis includes the size of the international markets for this product as well as Jordan's contribution to them. The analysis of the international market includes a list of all countries that import this product from Jordan in 2014. Furthermore, the largest importers of these products have been identified as they represent potential markets.



\* Total Exports = Domestic Exports + Re-Exports

**Table (19): Domestic exports of the Footwear and Headwear sector according to level of Sophistication**

HS Code	Name	Domestic Exports value USD	Imports USD	Sophistication
6405	Other footwear.	299,622	40,618,880	10357
6403	Footwear with outer soles of rubber, plastics, leather or composition leather and uppers of leather.	574,141	7,597,777	7852
6401	Waterproof footwear with outer soles and uppers of rubber or of plastics, the uppers of which are neither fixed to the sole nor assembled by stitching, riveting, nailing, screwing, plugging or similar processes.	65,001	218,472	7690
6601	Umbrellas and sun umbrellas (including walking-stick umbrellas, garden umbrellas and similar umbrellas).	2,468	502,314	6764
6505	Hats and other headgear, knitted or crocheted, or made up from lace, felt or other textile fabric, in the piece (but not in strips), whether or not lined or trimmed; hair-nets of any material, whether or not lined or trimmed.	313,707	740,656	5372
6404	Footwear with outer soles of rubber, plastics, leather or composition leather and uppers of textile materials.	225,122	8,772,473	4635
6402	Other footwear with outer soles and uppers of rubber or plastics.	7,576	6,621,876	3155
6504	Hats and other headgear, plaited or made by assembling strips of any material, whether or not lined or trimmed.	148,040	362,030	1091

## 19.2 Analysis of the Top 5 Products in the Footwear and Headwear Sector and their Rankings According to the Level of Sophistication

### 1 Other shoes. (HS Code: 6405)

Product Description	
• Sophistication	10,356
• Total global export value	4.8 USD Billion
• Jordan export value (according to Product Space)	928,000 USD
• Jordan export value (according to DOS)	299,622 USD
• Jordan export value (according to DOS) as percent of total global export value	0.006%
• Share of Jordan's total sector exports (according to DOS)	18.7%

According to Product Space data, which takes into account the total exports (domestic exports and re-exports). Jordan exports this product to Turkey (22%), UAE (20%), Libya (20%), Saudi Arabia (15%) and to Algeria (7.2%)

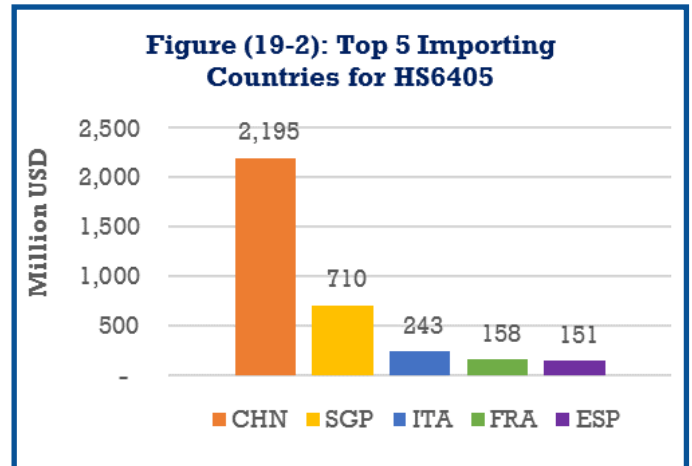


Figure (19-4) above shows the top five importers of the product in 2014, and thereby constitute potential markets for Jordanian exports. China is the largest importer with imports of USD 2195 million in 2014, followed by Singapore with USD 710 million

### 2 Footwear with outer soles of rubber, plastics, leather or composition leather and uppers of leather . (HSCode:6403)

Product Description	
• Sophistication	7,851
• Total global export value	59 USD Billion
• Jordan export value (according to Product Space)	1.24 USD Million
• Jordan export value (according to DOS)	574,140 USD
• Jordan export value (according to DOS) as percent of total global export value	0.0009%
• Share of Jordan's total sector exports (according to DOS)	35.8%

According to Product Space data, which takes into account the total exports (domestic exports and re-exports). Jordan exports this product to Lebanon (31%), Egypt (27%), UAE (21%), Morocco (11%) and to Netherlands (5.8%)

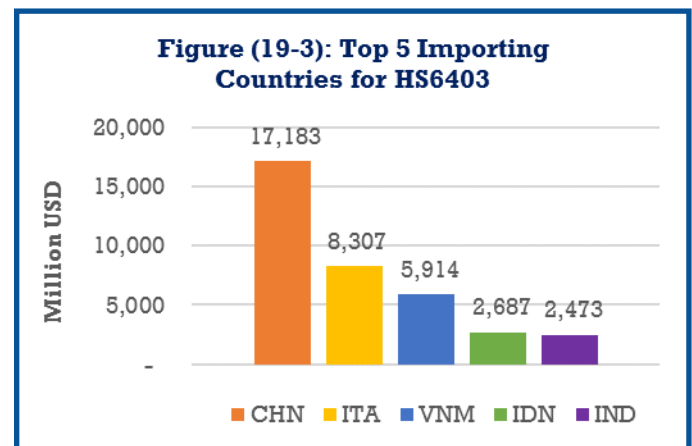


Figure (19-5) above shows the top five importers of the product in 2014, and thereby constitute potential markets for Jordanian exports. China is the largest importer with imports of USD 17,183 million in 2014, followed by Italy with USD 8307 million

### 3 Waterproof footwear with outer soles and uppers of rubber or of plastics (HS Code: 6401)

Product Description	
• Sophistication	7,960
• Total global export value	1.63 USD Billion
• Jordan export value (according to Product Space)	161,000 USD
• Jordan export value (according to DOS)	65,001 USD
• Jordan export value (according to DOS) as percent of total global export value	0.003%
• Share of Jordan's total sector exports (according to DOS)	4%

According to Product Space data, which takes into account the total exports (domestic exports and re-exports). Jordan exports this product to Morocco (40%), Algeria (40%), Bulgaria(17%) and to Slovenia (3%)

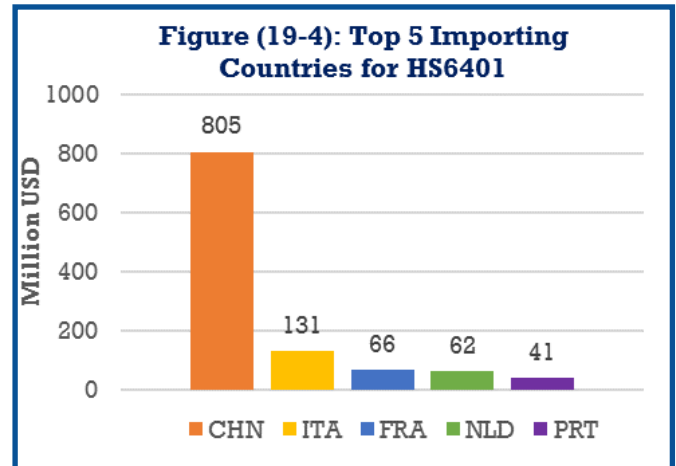


Figure (19-6) above shows the top five importers of the product in 2014, and thereby constitute potential markets for Jordanian exports. China is the largest importer with imports of USD 805 million in 2014, followed by Italy with

### 4 Umbrellas and sun umbrellas. (HS Code: 6601)

Product Description	
• Sophistication	6,764
• Total global export value	2.88 USD Billion
• Jordan export value (according to Product Space)	146,671 USD
• Jordan export value (according to DOS)	2,467 USD
• Jordan export value (according to DOS) as percent of total global export value	0.00008%
• Share of Jordan's total sector exports (according to DOS)	0.15%

According to Product Space data, which takes into account the total exports (domestic exports and re-exports). Jordan exports this product to Kuwait (96%), Sierra Leon (3.4%) and to Palestine (0.91%)

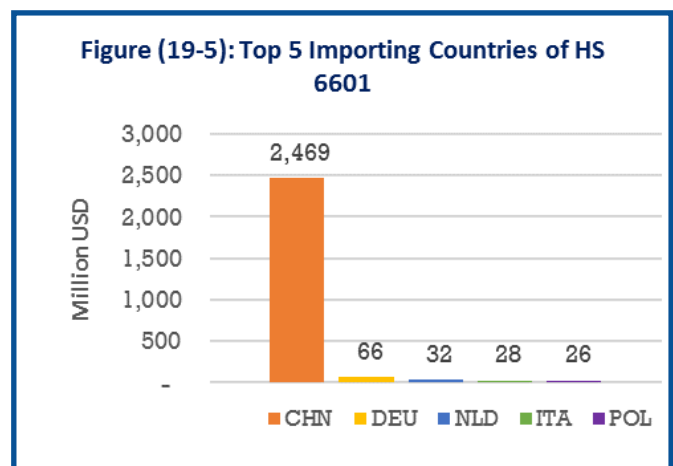


Figure (19-7) above shows the top five importers of the product in 2014, and thereby constitute potential markets for Jordanian exports. China is the largest importer with imports of USD 2.4 billion in 2014, followed by Germany with USD 65 million

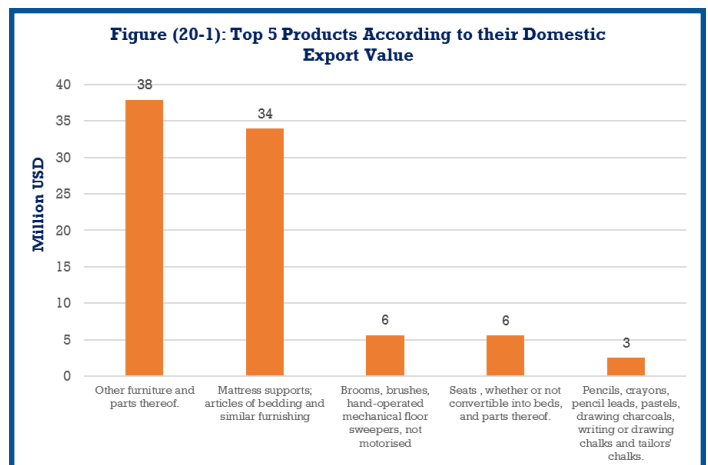
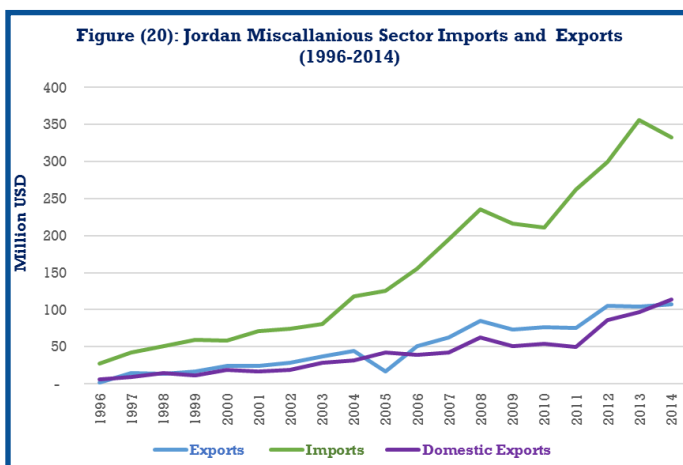
## 20. Miscellaneous Sector

### 20.1 Introduction to Miscellaneous Sector

The Miscellaneous Sector accounted for approximately USD 343 billion, of which Jordan contributes USD 107 million, of total global exports\* in 2014. Jordanian domestic exports from this sector amounted to USD 90 million, which accounts for 1.24% of total domestic exports, and equal to 0.26% of GDP in 2014. However, Imports of the sector reached USD 331 million; accounting for 1.4% of total Jordanian imports. Figure (20) shows the total exports, domestic exports, and imports of the Jordanian Miscellaneous Sector for 1996-2014 period. Figure (20-1) provides the five products of this sector with the highest domestic export value in 2014.

Table (20) provides the products currently being produced in the Jordanian Miscellaneous Sector ranked according to their level of sophistication; as well as an analysis of these products of the five products with the highest sophistication.

These products were identified in order to stress the importance of investing in the manufacture and export of these products due to their effect on the economic complexity of the Jordanian economy and its prosperity. The analysis includes the size of the international markets for this product as well as Jordan's contribution to them. The analysis of the international market includes a list of all countries that import this product from Jordan in 2014. Furthermore, the largest importers of these products have been identified as they represent potential markets.



\* Total Exports = Domestic Exports + Re-Exports



**Table (20): Domestic exports of the Miscellaneous sector according to level of Sophistication**

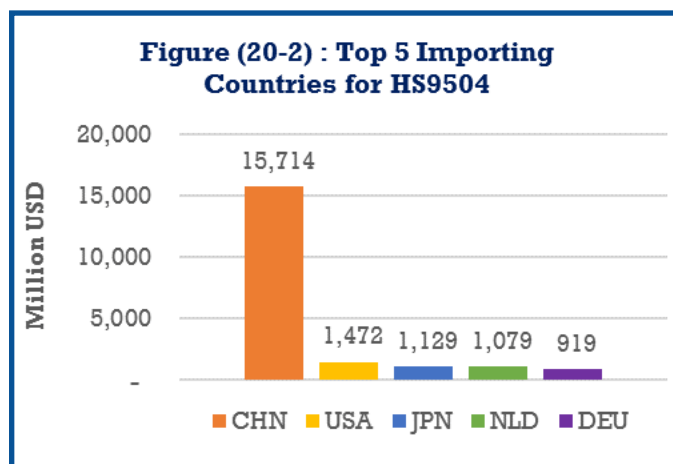
HS Code	Name	Domestic Exports value USD	Imports USD	Sophistication
9504	Articles for funfair, table or parlour games, including pintables, billiards, special tables for casino games and automatic bowling alley equipment.	5,560	20,064,644	22235
9402	Medical, surgical, dental or veterinary furniture (for example, operating tables, examination tables, hospital beds with mechanical fittings, dentists' chairs); barbers' chairs and similar chairs, having rotating as well as both reclining and elevating mo	231,323	10,681,967	21686
9610	Slates and boards, with writing or drawing surfaces, whether or not framed.	732,140	756,437	19408
9406	Prefabricated buildings.	2,468,697	6,151,387	15712
9608	Ball point pens; felt tipped and other porous-tipped pens and markers; fountain pens, stylograph pens and other pens; duplicating stylos; propelling or sliding pencils; pen-holders, pencil-holders and similar holders; parts (including caps and clips)	1,445	5,132,644	15651
9405	Lamps and lighting fittings including searchlights and spotlights and parts thereof, not elsewhere specified or included; illuminated signs, illuminated name-plates and the like, having a permanently fixed light source, and parts thereof not elsewhere spe	64,316	51,129,622	14206
9617	Vacuum flasks and other vacuum vessels, complete with cases; parts thereof other than glass inner.	8,601	1,152,777	13968
9615	Combs, hair-slides and the like; hairpins, curling pins, curling grips, hair-curlers and the like, other than those of heading 85.16, and parts thereof.	124,891	2,830,029	12724
9609	Pencils (other than pencils of heading 96.08), crayons, pencil leads, pastels, drawing charcoals, writing or drawing chalks and tailors' chalks.	2,521,503	2,678,420	12595
9603	Brooms, brushes (including brushes constituting parts of machines, appliances or vehicles), hand-operated mechanical floor sweepers, not motorised, mops and feather dusters; prepared knots and tufts for broom or brush making; paint pads and rollers; squee	5,623,441	7,903,082	12508
9403	Other furniture and parts thereof.	37,904,515	91,732,534	12495

<b>Table (20): Domestic exports of the Miscellaneous sector according to level of Sophistication</b>				
<b>HS Code</b>	<b>Name</b>	<b>Domestic Exports value USD</b>	<b>Imports USD</b>	<b>Sophistication</b>
9602	Worked vegetable or mineral carving material and articles of these materials; moulded or carved articles of wax, of stearin, of natural gums or natural resins or of modelling pastes, and other moulded or carved articles, not elsewhere specified.	3,113	841,864	10779
9404	Mattress supports; articles of bedding and similar furnishing (for example, mattresses, quilts, eider-downs, cushions, pouffes and pillows) fitted with springs or stuffed or internally fitted with any material or of cellular rubber or plastics, whether or	33,951,774	8,453,848	9853
9506	Articles and equipment for general physical exercise, gymnastics, athletics, other sports (including table- tennis) or outdoor games, not specified or included elsewhere in this Chapter; swimming pools and paddling pools.	1,748	9,322,785	9804
9401	Seats (other than those of heading 94.02), whether or not convertible into beds, and parts thereof.	5,549,128	20,672,616	8961
9508	Roundabouts, swings, shooting galleries and other fairground amusements; travelling circuses and travelling menageries; travelling theatres.	5,949	1,711,607	5000
9614	Smoking pipes (including pipe bowls) and cigar or cigarette holders, and parts thereof.	940,311	1,645,312	4633
9605	Travel sets for personal toilet, sewing or shoe or clothes cleaning.	705	344,366	4346

## 20.2 Analysis of the Top 5 Products in the Miscellaneous Sector and their Rankings According to the Level of Sophistication

### 1 Articles for funfair, table or parlor games . (HS Code: 9504)

Product Description	
• Sophistication	22,234
• Total global export value	25.6 USD Billion
• Jordan export value (according to Product Space)	207,000 USD
• Jordan export value (according to DOS)	5,559 USD
• Jordan export value (according to DOS) as percent of total global export value	0.0002%
• Share of Jordan's total sector exports (according to DOS)	0.004%

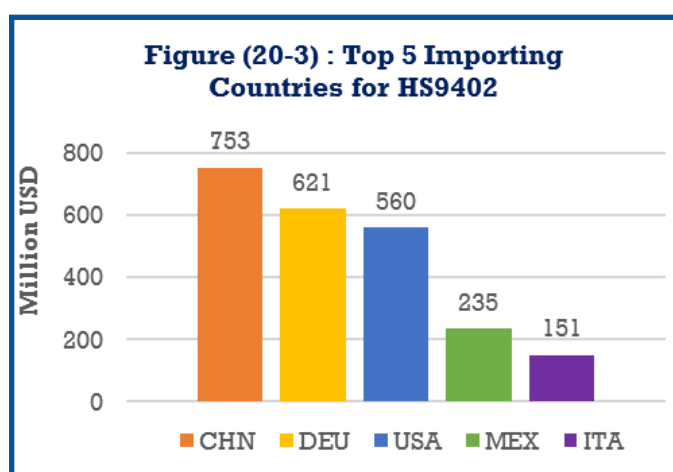


According to Product Space data, which takes into account the total exports (domestic exports and re-exports). Jordan exports this product to UAE (36%), Saudi Arabia (26%), Palestine (23%), Kuwait (5.1%) and to USA (4.7%)

Figure (20-3) above shows the top five importers of the product in 2014, and thereby constitute potential markets for Jordanian exports. China is the largest importer with imports of USD 15,714 million in 2014, followed by USA with USD 1,472 million

### 2 Medical, surgical, dental or veterinary furniture . (HS Code: 9402)

Product Description	
• Sophistication	21,686
• Total global export value	3.89 USD Billion
• Jordan export value (according to Product Space)	362,000 USD
• Jordan export value (according to DOS)	231,323 USD
• Jordan export value (according to DOS) as percent of total global export value	0.005%
• Share of Jordan's total sector exports (according to DOS)	0.2%

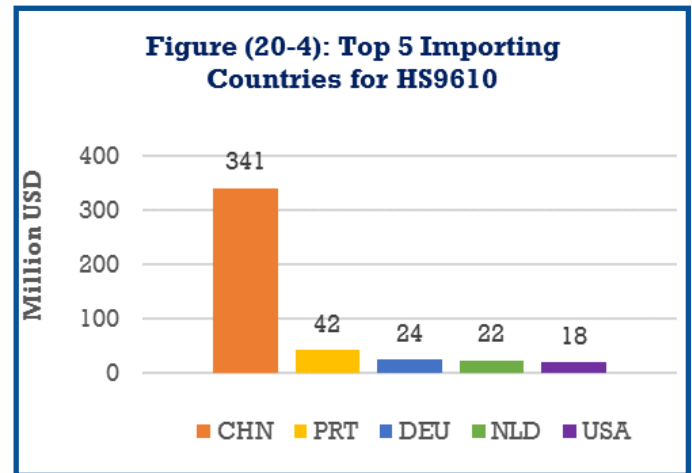


According to Product Space data, which takes into account the total exports (domestic exports and re-exports). Jordan exports this product to Saudi Arabia (41%), Sudan (14%), Libya (8.4%), USA (8.4%) and to Syria (8.1%)

Figure (20-4) above shows the top five importers of the product in 2014, and thereby constitute potential markets for Jordanian exports. China is the largest importer with imports of USD 753 million in 2014, followed by Germany with USD 621 million

### 3 Slates and boards, with writing or drawing surfaces, whether or not framed. (HS Code: 9610)

Product Description	
• Sophistication	19,407
• Total global export value	581 USD Million
• Jordan export value (according to Product Space)	1.03 USD Million
• Jordan export value (according to DOS)	732,139 USD
• Jordan export value (according to DOS) as percent of total global export value	0.12%
• Share of Jordan's total sector exports (according to DOS)	0.64%

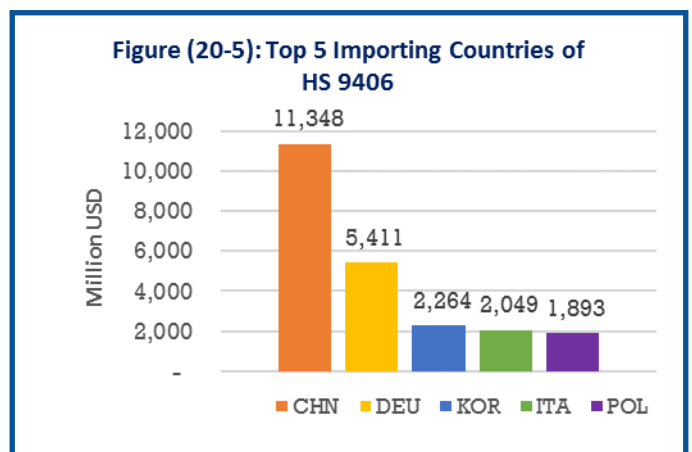


According to Product Space data, which takes into account the total exports (domestic exports and re-exports). Jordan exports this product to Saudi Arabia (36%), Algeria (17%), Kuwait (13%), Bahrain (7.1%) and to Qatar (6.1%)

Figure (20-6) above shows the top five importers of the product in 2014, and thereby constitute potential markets for Jordanian exports. China is the largest importer with imports of USD 341 million in 2014, followed by Portugal with USD 42 million

### 4 Prefabricated buildings. (HS Code: 9406)

Product Description	
• Sophistication	15,711
• Total global export value	47.4 USD Billion
• Jordan export value (according to Product Space)	3.1 USD Million
• Jordan export value (according to DOS)	2.4 USD Million
• Jordan export value (according to DOS) as percent of total global export value	0.005%
• Share of Jordan's total sector exports (according to DOS)	2.1%



According to Product Space data, which takes into account the total exports (domestic exports and re-exports). Jordan exports this product to Saudi Arabia (46%), Iraq (16%), Qatar (15%), Kuwait (9.4%) and to Libya (5.3%)

Figure (20-7) above shows the top five importers of the product in 2014, and thereby constitute potential markets for Jordanian exports. China is the largest importer with imports of USD 11.3 billion in 2014, followed by Germany with USD 5.4 billion

## 5 Ball point pens; felt tipped. (HS Code: 9608)

Product Description	
• Sophistication	15,651
• Total global export value	5.95 USD Billion
• Jordan export value (according to Product Space)	10.7 USD Million
• Jordan export value (according to DOS)	1,445 USD
• Jordan export value (according to DOS) as percent of total global export value	0.00002%
• Share of Jordan's total sector exports (according to DOS)	0.001%

According to Product Space data, which takes into account the total exports (domestic exports and re-exports). Jordan exports this product to UAE (61%), UK (29%), Bahrain (7.8%), Iraq (0.91%) and to Lebanon (0.13%)

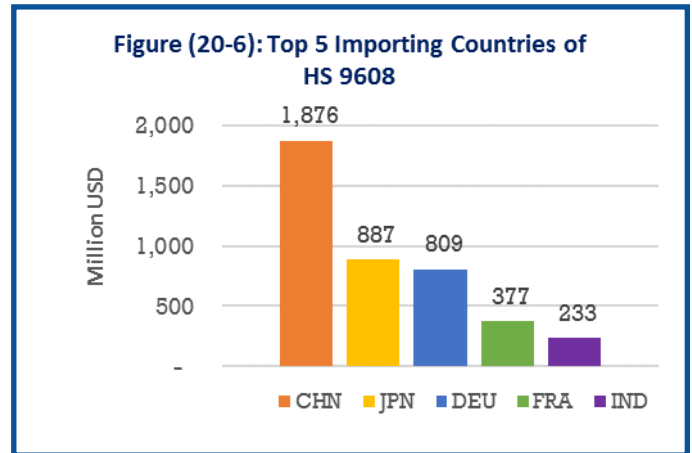


Figure (20-8) above shows the top five importers of the product in 2014, and thereby constitute potential markets for Jordanian exports. China is the largest importer with imports of USD 1.8 billion in 2014, followed by Japan with USD 886 million



منتدى الاستراتيجيات الأردني  
JORDAN STRATEGY FORUM

## **SECTION Two**

# **The Intersection of All Domestic Exports with The Products of Relaxing Rules of Origin Agreement**

**Jordanian Domestic Exports (2014) that are included in the Relaxing Rules of Origin**

HS 2-digits Code	HS 4-digits Code	Product	Sophistication
25		Salt; Sulphur; earths and stone; plastering materials, lime and cement	
	2501	Salt (including table salt and denatured salt) and pure sodium chloride, whether or not in aqueous solution or containing added anti-caking or free-flowing agents; sea water.	8,205
	2503	Sulphur of all kinds, other than sublimed sulphur, precipitated sulphur and colloidal sulphur.	24,233
	2505	Natural sands of all kinds, whether or not coloured, other than metalbearing sands of Chapter 26.	1,088
	2507	Kaolin and other kaolinic clays, whether or not calcined.	15,231
	2508	Other clays (not including expanded clays of heading 68.06), andalusite, kyanite and sillimanite, whether or not calcined; mullite; chamotte or dinas earths.	8,263
	2509	Chalk.	22,209
	2510	Natural calcium phosphates, natural aluminium calcium phosphates and phosphatic chalk.	484



### Jordanian Domestic Exports (2014) that are included in the Relaxing Rules of Origin

HS 2-digits Code	HS 4-digits Code	Product	Sophistication
	2515	Marble, travertine, ecaussine and other calcareous monumental or building stone of an apparent specific gravity of 2.5 or more, and alabaster, whether or not roughly trimmed or merely cut, by sawing or otherwise, into blocks or slabs of a rectangular (inc	7,714
	2516	Granite, porphyry, basalt, sandstone and other monumental or building stone, whether or not roughly trimmed or merely cut, by sawing or otherwise, into blocks or slabs of a rectangular (including square) shape.	9,142
	2517	Pebbles, gravel, broken or crushed stone, of a kind commonly used for concrete aggregates, for road metalling or for railway or other ballast, shingle and flint, whether or not heat-treated; macadam of slag, dross or similar industrial waste.	6,723
	2520	Gypsum; anhydrite; plasters (consisting of calcined gypsum or calcium sulphate) whether or not coloured, with or without small quantities of accelerators or retarders.	6,206
	2521	Limestone flux; limestone and other calcareous stone, of a kind used for the manufacture of lime or cement.	11,890
	2523	Portland cement, aluminous cement, slag cement, supersulphate cement and similar hydraulic cements, whether or not coloured or in the form of clinkers.	6,144
	2526	Natural steatite, whether or not roughly trimmed or merely cut, by sawing or otherwise, into blocks or slabs of a rectangular (including square) shape; talc.	2,785
	2530	Mineral substances not elsewhere specified or included.	8,511

**Jordanian Domestic Exports (2014) that are included in the Relaxing Rules of Origin**

HS 2-digits Code	HS 4-digits Code	Product	Sophistication
<b>27 Mineral fuels, mineral oils and products of their distillation bituminous substances; mineral waxes</b>			
	2701	Coal; briquettes, ovoids and similar solid fuels manufactured from coal.	11,858
	2708	Pitch and pitch coke, obtained from coal tar or from other mineral tars.	16,355
	2710	Petroleum oils and oils obtained from bituminous minerals, other than crude; preparations not elsewhere specified or included, containing by weight 70 % or more of petroleum oils or of oils obtained from bituminous minerals, these oils being the basic con	10,822
<b>28 Inorganic chemicals; organic or inorganic compounds of precious metals, of rare-earth metals, of radioactive elements</b>			
	2801	Fluorine, chlorine, bromine and iodine.	14,482
	2804	Hydrogen, rare gases and other non-metals.	20,337
	2805	Alkali or alkaline-earth metals; rare-earth metals, scandium and yttrium, whether or not intermixed or interalloyed; mercury.	14,383

Jordanian Domestic Exports (2014) that are included in the Relaxing Rules of Origin

HS 2-digits Code	HS 4-digits Code	Product	Sophistication
	2806	Hydrogen chloride (hydrochloric acid); chlorosulphuric acid.	20,118
	2807	Sulphuric acid; oleum.	4,372
	2808	Nitric acid; sulphonitric acids.	15,493
	2809	Diphosphorus pentaoxide; phosphoric acid; polyphosphoric acids, whether or not chemically defined.	4,507
	2811	Other inorganic acids and other inorganic oxygen compounds of non-metals.	16,047
	2815	Sodium hydroxide (caustic soda); potassium hydroxide (caustic potash); peroxides of sodium or potassium.	10,255
	2826	Fluorides; fluorosilicates, fluoroaluminates and other complex fluorine salts.	17,065
	2827	Chlorides, chloride oxides and chloride hydroxides; bromides and bromide oxides; iodides and iodide oxides.	20,917

Jordanian Domestic Exports (2014) that are included in the Relaxing Rules of Origin

HS 2-digits Code	HS 4-digits Code	Product	Sophistication
	2828	Hypochlorites; commercial calcium hypochlorite; chlorites; hypobromites.	8,802
	2829	Chlorates and perchlorates; bromates and perbromates; iodates and periodates.	30,989
	2833	Sulphates; alums; peroxosulphates (persulphates).	14,122
	2834	Nitrites; nitrates.	14,342
	2835	Phosphinates (hypophosphites), phosphonates (phosphites) and phosphates; polyphosphates, whether or not chemically defined.	5,278
	2836	Carbonates; peroxocarbonates (percarbonates); commercial ammonium carbonate containing ammonium carbamate.	9,463
	2839	Silicates; commercial alkali metal silicates.	3,809
	2841	Salts of oxometallic or peroxometallic acids.	15,823

**Jordanian Domestic Exports (2014) that are included in the Relaxing Rules of Origin**

HS 2-digits Code	HS 4-digits Code	Product	Sophistication
	2845	Isotopes other than those of heading 28.44; compounds, inorganic or organic, of such isotopes, whether or not chemically defined.	9,588
<b>29 Organic Chemical</b>			
	2901	Acyclic hydrocarbons.	32,979
	2902	Cyclic hydrocarbons.	26,756
	2904	Sulphonated, nitrated or nitrosated derivatives of hydrocarbons, whether or not halogenated.	14,930
	2917	Polycarboxylic acids, their anhydrides, halides, peroxides and peroxyacids; their halogenated, sulphonated, nitrated or nitrosated derivatives.	19,872
	2921	Amine-function compounds.	25,989
	2922	Oxygen-function amino-compounds.	35,701

**Jordanian Domestic Exports (2014) that are included in the Relaxing Rules of Origin**

HS 2-digits Code	HS 4-digits Code	Product	Sophistication
	2931	Other organo-inorganic compounds.	16,511
	2936	Provitamins and vitamins, natural or reproduced by synthesis (including natural concentrates), derivatives thereof used primarily as vitamins, and intermixtures of the foregoing, whether or not in any solvent.	15,086
	2942	Other organic compounds.	15,311
<b>31</b>	<b>Fertilizers</b>		
	3102	Mineral or chemical fertilisers, nitrogenous.	13,486
	3103	Mineral or chemical fertilisers, phosphatic.	905
	3104	Mineral or chemical fertilisers, potassic.	10,622
	3105	Mineral or chemical fertilisers containing two or three of the fertilising elements nitrogen, phosphorus and potassium; other fertilisers; goods of this Chapter in tablets or similar forms or in packages of a gross weight not exceeding 10 kg.	10,713

**Jordanian Domestic Exports (2014) that are included in the Relaxing Rules of Origin**

HS 2-digits Code	HS 4-digits Code	Product	Sophistication
32		<b>Tanning or dyeing extracts; tannins and their derivatives; dyes, pigments and other coloring matter; paints and varnishes; putty and other mastics; inks.</b>	
	3204	Synthetic organic colouring matter, whether or not chemically defined; preparations as specified in Note 3 to this Chapter based on synthetic organic colouring matter; synthetic organic products of a kind used as fluorescent brightening agents or as lumin	18,070
	3206	Other colouring matter; preparations as specified in Note 3 to this Chapter, other than those of heading 32.03, 32.04 or 32.05; inorganic products of a kind used as luminophores, whether or not chemically defined.	26,445
	3207	Prepared pigments, prepared opacifiers and prepared colours, vitrifiable enamels and glazes, engobes (slips), liquid lustres and similar preparations, of a kind used in the ceramic, enamelling or glass industry; glass frit and other glass.	21,730
	3208	Paints and varnishes (including enamels and lacquers) based on synthetic polymers or chemically modified natural polymers, dispersed or dissolved in a non-aqueous medium; solutions as defined in Note 4 to this Chapter.	16,141
	3209	Paints and varnishes (including enamels and lacquers) based on synthetic polymers or chemically modified natural polymers, dispersed or dissolved in an aqueous medium.	10,804
	3210	Other paints and varnishes (including enamels, lacquers and distempers); prepared water pigments of a kind used for finishing leather.	10,277
	3211	Prepared driers.	17,275



**Jordanian Domestic Exports (2014) that are included in the Relaxing Rules of Origin**

HS 2-digits Code	HS 4-digits Code	Product	Sophistication
	3212	Pigments (including metallic powders and flakes) dispersed in non-aqueous media, in liquid or paste form, of a kind used in the manufacture of paints (including enamels); stamping foils; dyes and other colouring matter put up in forms or packings for reta	19,720
	3214	Glaziers' putty, grafting putty, resin cements, caulking compounds and other mastics; painters' fillings; non-refractory surfacing preparations for façades, indoor walls, floors, ceilings or the like.	17,753
	3215	Printing ink, writing or drawing ink and other inks, whether or not concentrated or solid.	6,420
<b>33 Essential oils and resinoids; perfumery, cosmetic or toilet preparations</b>			
	3301	Essential oils (terpeneless or not), including concretes and absolutes; resinoids; extracted oleoresins; concentrates of essential oils in fats, in fixed oils, in waxes or the like, obtained by enfleurage or maceration; terpenic by-products of the deterpe	2,601
	3302	Mixtures of odoriferous substances and mixtures (including alcoholic solutions) with a basis of one or more of these substances, of a kind used as raw materials in industry; other preparations based on odoriferous substances, of a kind used for manufacturing	28,849
	3303	Perfumes and toilet waters.	17,926
	3304	Beauty or make-up preparations and preparations for the care of the skin (other than medicaments), including sunscreen or sun tan preparations; manicure or pedicure preparations.	16,914

**Jordanian Domestic Exports (2014) that are included in the Relaxing Rules of Origin**

HS 2-digits Code	HS 4-digits Code	Product	Sophistication
	3305	Preparations for use on the hair.	13,765
	3306	Preparations for oral or dental hygiene, including denture fixative pastes and powders; yarn used to clean between the teeth (dental floss), in individual retail packages.	10,602
	3307	Pre-shave, shaving or after-shave preparations, personal deodorants, bath preparations, depilatories and other perfumery, cosmetic or toilet preparations, not elsewhere specified or included; prepared room deodorisers, whether or not perfumed or having di	16,538
<b>34</b>	<b>Soap, organic surface-active agents washing preparations; lubricating preparations, artificial waxes, prepared waxes, polishing or scouring preparations, candles and similar articles, modelling pastes, "dental waxes" and dental preparations with a basis of plaster</b>		
	3401	Soap; organic surface-active products and preparations for use as soap, in the form of bars, cakes, moulded pieces or shapes, whether or not containing soap; organic surface-active products and preparations for washing the skin, in the form of liquid.	5,954
	3402	Organic surface-active agents (other than soap); surface-active preparations, washing preparations (including auxiliary washing preparations) and cleaning preparations, whether or not containing soap, other than those of heading 34.01.	13,237
	3403	Lubricating preparations (including cutting-oil preparations, bolt or nut release preparations, anti-rust or anti-corrosion preparations and mould release preparations, based on lubricants) and preparations of a kind used for the oil or grease treatment	25,522
	3404	Artificial waxes and prepared waxes.	28,922

**Jordanian Domestic Exports (2014) that are included in the Relaxing Rules of Origin**

HS 2-digits Code	HS 4-digits Code	Product	Sophistication
	3405	Polishes and creams, for footwear, furniture, floors, coachwork, glass or metal, scouring pastes and powders and similar preparations (whether or not in the form of paper, wadding, felt, nonwovens, cellular plastics or cellular rubber, impregnated, coated	10,125
	3406	Candles, tapers and the like.	15,301
	3407	Modelling pastes, including those put up for children's amusement; preparations known as \dental wax\" or as \"dental impression compounds\", put up in sets, in packings for retail sale or in plates, horseshoe shapes, sticks or similar forms; other preparati"	20,339
<b>35 Albuminoidal substances; modified starches; glues; enzymes.</b>			
	3503	Gelatin (including gelatin in rectangular (including square) sheets, whether or not surface-worked or coloured) and gelatin derivatives; isinglass; other glues of animal origin, excluding casein glues of heading 35.01.	19,901
	3504	Peptones and their derivatives; other protein substances and their derivatives, not elsewhere specified or included; hide powder, whether or not chromed.	23,595
	3506	Prepared glues and other prepared adhesives, not elsewhere specified or included; products suitable for use as glues or adhesives, put up for retail sale as glues or adhesives, not exceeding a net weight of 1 kg.	18,257
<b>37 Photographic or cinematographic goods</b>			

**Jordanian Domestic Exports (2014) that are included in the Relaxing Rules of Origin**

HS 2-digits Code	HS 4-digits Code	Product	Sophistication
	3703	Photographic paper, paperboard and textiles, sensitised, unexposed.	24,347
<b>38</b>	<b>Miscellaneous chemical products</b>		
	3801	Artificial graphite; colloidal or semi-colloidal graphite; preparations based on graphite or other carbon in the form of pastes, blocks, plates or other semi-manufactures.	24,393
	3808	Insecticides, rodenticides, fungicides, herbicides, anti-sprouting products and plant-growth regulators, disinfectants and similar products, put up in forms or packings for retail sale or as preparations or articles.	16,289
	3810	Pickling preparations for metal surfaces; fluxes and other auxiliary preparations for soldering, brazing or welding; soldering, brazing or welding powders and pastes consisting of metal and other materials; preparations of a kind used as cores or coatings	29,590
	3814	Organic composite solvents and thinners, not elsewhere specified or included; prepared paint or varnish removers.	15,667
	3816	Refractory cements, mortars, concretes and similar compositions, other than products of heading 38.01.	21,875
	3820	Anti-freezing preparations and prepared de-icing fluids.	17,756

**Jordanian Domestic Exports (2014) that are included in the Relaxing Rules of Origin**

HS 2-digits Code	HS 4-digits Code	Product	Sophistication
	3822	Diagnostic or laboratory reagents on a backing, prepared diagnostic or laboratory reagents whether or not on a backing, other than those of heading 30.02 or 30.06; certified reference materials.	25,681
	3823	Industrial monocarboxylic fatty acids; acid oils from refining; industrial fatty alcohols.	12,276
	3824	Prepared binders for foundry moulds or cores; chemical products and preparations of the chemical or allied industries (including those consisting of mixtures of natural products), not elsewhere specified or included.	18,957
	3825	Residual products of the chemical or allied industries, not elsewhere specified or included; municipal waste; sewage sludge; other wastes specified in Note 6 to this Chapter.	2,151
<b>39</b>	<b>Plastics and articles thereof</b>		
	3901	Polymers of ethylene, in primary forms.	24,468
	3902	Polymers of propylene or of other olefins, in primary forms.	22,083
	3904	Polymers of vinyl chloride or of other halogenated olefins, in primary forms.	21,187

**Jordanian Domestic Exports (2014) that are included in the Relaxing Rules of Origin**

HS 2-digits Code	HS 4-digits Code	Product	Sophistication
	3905	Polymers of vinyl acetate or of other vinyl esters, in primary forms; other vinyl polymers in primary forms.	8,131
	3906	Acrylic polymers in primary forms.	18,719
	3907	Polyacetals, other polyethers and epoxide resins, in primary forms; polycarbonates, alkyd resins, polyallyl esters and other polyesters, in primary forms.	19,274
	3909	Amino-resins, phenolic resins and polyurethanes, in primary forms.	24,295
	3913	Natural polymers (for example, alginic acid) and modified natural polymers (for example, hardened proteins, chemical derivatives of natural rubber), not elsewhere specified or included, in primary forms.	6,953
	3914	Ion-exchangers based on polymers of headings 39.01 to 39.13, in primary forms.	31,382
	3915	Waste, parings and scrap, of plastics.	8,806
	3916	Monofilament of which any cross-sectional dimension exceeds 1 mm, rods, sticks and profile shapes, whether or not surface-worked but not otherwise worked, of plastics.	8,108

Jordanian Domestic Exports (2014) that are included in the Relaxing Rules of Origin

HS 2-digits Code	HS 4-digits Code	Product	Sophistication
	3917	Tubes, pipes and hoses, and fittings therefor (for example, joints, elbows, flanges), of plastics.	9,728
	3918	Floor coverings of plastics, whether or not self-adhesive, in rolls or in the form of tiles; wall or ceiling coverings of plastics, as defined in Note 9 to this Chapter.	15,257
	3919	Self-adhesive plates, sheets, film, foil, tape, strip and other flat shapes, of plastics, whether or not in rolls.	22,219
	3920	Other plates, sheets, film, foil and strip, of plastics, non-cellular and not reinforced, laminated, supported or similarly combined with other materials.	16,419
	3921	Other plates, sheets, film, foil and strip, of plastics.	20,511
	3922	Baths, shower-baths, sinks, wash-basins, bidets, lavatory pans, seats and covers, flushing cisterns and similar sanitary ware, of plastics.	12,375
	3923	Articles for the conveyance or packing of goods, of plastics; stoppers, lids, caps and other closures, of plastics.	10,327
	3924	Tableware, kitchenware, other household articles and hygienic or toilet articles, of plastics.	10,478



**Jordanian Domestic Exports (2014) that are included in the Relaxing Rules of Origin**

HS 2-digits Code	HS 4-digits Code	Product	Sophistication
	3925	Builders' ware of plastics, not elsewhere specified or included.	12,816
	3926	Other articles of plastics and articles of other materials of headings 39.01 to 39.14.	15,428
<b>40 Rubber and articles thereof</b>			
	4004	Waste, parings and scrap of rubber (other than hard rubber) and powders and granules obtained therefrom.	14,582
	4007	Vulcanised rubber thread and cord.	8,628
	4009	Tubes, pipes and hoses, of vulcanised rubber other than hard rubber, with or without their fittings (for example, joints, elbows, flanges).	14,538
	4010	Conveyor or transmission belts or belting, of vulcanised rubber.	12,340
	4015	Articles of apparel and clothing accessories (including gloves, mittens and mitts), for all purposes, of vulcanised rubber other than hard rubber.	8,134

**Jordanian Domestic Exports (2014) that are included in the Relaxing Rules of Origin**

HS 2-digits Code	HS 4-digits Code	Product	Sophistication
	4016	Other articles of vulcanised rubber other than hard rubber.	16,699
	4017	Hard rubber (for example, ebonite) in all forms, including waste and scrap; articles of hard rubber.	14,446
<b>41 Raw hides and skins (other than fur skins) and leather</b>			
	4101	Raw hides and skins of bovine (including buffalo) or equine animals (fresh, or salted, dried, limed, pickled or otherwise preserved, but not tanned, parchment-dressed or further prepared), whether or not dehaired or split.	8,410
	4102	Raw skins of sheep or lambs (fresh, or salted, dried, limed, pickled or otherwise preserved, but not tanned, parchment-dressed or further prepared), whether or not with wool on or split, other than those excluded by Note 1 (c) to this Chapter.	9,117
	4103	Other raw hides and skins (fresh, or salted, dried, limed, pickled or otherwise preserved, but not tanned, parchment-dressed or further prepared), whether or not dehaired or split, other than those excluded by Note 1 (b) or 1 (c) to this Chapter.	1,618
	4105	Tanned or crust skins of sheep or lambs, without wool on, whether or not split, but not further prepared.	2,152
	4106	Tanned or crust hides and skins of other animals, without wool or hair on, whether or not split, but not further prepared.	1,066

Jordanian Domestic Exports (2014) that are included in the Relaxing Rules of Origin			
HS 2-digits Code	HS 4-digits Code	Product	Sophistication
	4107	Leather further prepared after tanning or crusting, including parchment-dressed leather, of bovine (including buffalo) or equine animals, without hair on, whether or not split, other than leather of heading 41.14.	12,636
	4114	Chamois (including combination chamois) leather; patent leather and patent laminated leather; metallised leather.	13,580
<b>42</b>	<b>Articles of leather; saddlery and harness; travel goods, handbags, and similar containers; articles of animal gut (other than silk-worm gut)</b>		
	4202	Trunks, suit-cases, vanity-cases, executive-cases, brief-cases, school satchels, spectacle cases, binocular cases, camera cases, musical instrument cases, gun cases, holsters and similar containers; travelling-bags, insulated food or beverages bags, toile	5,263
	4205	Other articles of leather or of composition leather.	9,849
<b>43</b>	<b>Fur skins and artificial fur; manufactures thereof</b>		
	4301	Raw furskins (including heads, tails, paws and other pieces or cuttings, suitable for furriers' use), other than raw hides and skins of heading 41.01, 41.02 or 41.03.	30,480
	4304	Artificial fur and articles thereof.	2,217

Jordanian Domestic Exports (2014) that are included in the Relaxing Rules of Origin

HS 2-digits Code	HS 4-digits Code	Product	Sophistication
44		Wood and articles of wood; wood charcoal	
	4402	Wood charcoal (including shell or nut charcoal), whether or not agglomerated.	710
	4403	Wood in the rough, whether or not stripped of bark or sapwood, or roughly squared.	2,976
	4407	Wood sawn or chipped lengthwise, sliced or peeled, whether or not planed, sanded or end-jointed, of a thickness exceeding 6 mm.	8,810
	4410	Particle board, oriented strand board (OSB) and similar board (for example, waferboard) of wood or other ligneous materials, whether or not agglomerated with resins or other organic binding substances.	15,163
	4411	Fibreboard of wood or other ligneous materials, whether or not bonded with resins or other organic substances.	18,356
	4412	Plywood, veneered panels and similar laminated wood.	12,872
	4413	Densified wood, in blocks, plates, strips or profile shapes.	7,268

**Jordanian Domestic Exports (2014) that are included in the Relaxing Rules of Origin**

HS 2-digits Code	HS 4-digits Code	Product	Sophistication
	4414	Wooden frames for paintings, photographs, mirrors or similar objects.	11,272
	4415	Packing cases, boxes, crates, drums and similar packings, of wood; cable-drums of wood; pallets, box pallets and other load boards, of wood; pallet collars of wood.	11,048
	4418	Builders' joinery and carpentry of wood, including cellular wood panels, assembled flooring panels, shingles and shakes.	18,884
	4419	Tableware and kitchenware, of wood.	9,257
	4420	Wood marquetry and inlaid wood; caskets and cases for jewellery or cutlery, and similar articles, of wood; statuettes and other ornaments, of wood; wooden articles of furniture not falling in Chapter 94.	5,316
	4421	Other articles of wood.	11,452
<b>51</b>	<b>Wool, fine or coarse animal hair; horsehair yarn and woven fabric</b>		
	5101	Wool, not carded or combed.	13,517

**Jordanian Domestic Exports (2014) that are included in the Relaxing Rules of Origin**

HS 2-digits Code	HS 4-digits Code	Product	Sophistication
	5105	Wool and fine or coarse animal hair, carded or combed (including combed wool in fragments).	12,370
<b>54 Man-made filaments</b>			
	5402	Synthetic filament yarn (other than sewing thread), not put up for retail sale, including synthetic monofilament of less than 67 decitex.	12,796
	5405	Artificial monofilament of 67 decitex or more and of which no cross-sectional dimension exceeds 1 mm; strip and the like (for example, artificial straw) of artificial textile materials of an apparent width not exceeding 5 mm.	6,137
	5407	Woven fabrics of synthetic filament yarn, including woven fabrics obtained from materials of heading 54.04.	5,458
	5408	Woven fabrics of artificial filament yarn, including woven fabrics obtained from materials of heading 54.05.	767
<b>55 Man-made staple fibers</b>			
	5505	Waste (including noils, yarn waste and garnetted stock) of man-made fibres.	9,870

**Jordanian Domestic Exports (2014) that are included in the Relaxing Rules of Origin**

HS 2-digits Code	HS 4-digits Code	Product	Sophistication
	5509	Yarn (other than sewing thread) of synthetic staple fibres, not put up for retail sale.	3,049
	5512	Woven fabrics of synthetic staple fibres, containing 85 % or more by weight of synthetic staple fibres.	12,176
	5513	Woven fabrics of synthetic staple fibres, containing less than 85 % by weight of such fibres, mixed mainly or solely with cotton, of a weight not exceeding 170 g/m <sup>2</sup> .	3,805
<b>56 Wadding, felt and non-woven, special yarns; twine, cordage, ropes and cables and articles thereof</b>			
	5601	Wadding of textile materials and articles thereof; textile fibres, not exceeding 5 mm in length (flock), textile dust and mill neps.	11,924
	5605	Metallised yarn, whether or not gimped, being textile yarn, or strip or the like of heading 54.04 or 54.05, combined with metal in the form of thread, strip or powder or covered with metal.	19,842
	5608	Knotted netting of twine, cordage or rope; made up fishing nets and other made up nets, of textile materials.	8,072
<b>57 Carpets and other textile floor coverings</b>			



**Jordanian Domestic Exports (2014) that are included in the Relaxing Rules of Origin**

HS 2-digits Code	HS 4-digits Code	Product	Sophistication
	5702	Carpets and other textile floor coverings, woven, not tufted or flopped, whether or not made up, including \Kelem\", \"Schumacks\", \"Karamanie\" and similar hand-woven rugs."	6,746
	5703	Carpets and other textile floor coverings, tufted, whether or not made up.	11,701
	5705	Other carpets and other textile floor coverings, whether or not made up.	10,278
<b>58</b>	<b>Special woven fabrics ;tufted textile fabrics; lace; tapestries; trimmings; embroidery</b>		
	5802	Terry towelling and similar woven terry fabrics, other than narrow fabrics of heading 58.06; tufted textile fabrics, other than products of heading 57.03.	4,638
	5806	Narrow woven fabrics, other than goods of heading 58.07; narrow fabrics consisting of warp without weft assembled by means of an adhesive (bolducs).	7,877
	5808	Braids in the piece; ornamental trimmings in the piece, without embroidery, other than knitted or crocheted; tassels, pompons and similar articles.	5,703
	5810	Embroidery in the piece, in strips or in motifs.	7,078

**Jordanian Domestic Exports (2014) that are included in the Relaxing Rules of Origin**

HS 2-digits Code	HS 4-digits Code	Product	Sophistication
<b>59</b>			
<b>Impregnated, coated, covered or laminated textile fabrics, textile articles of a kind suitable for industrial use</b>			
	5903	Textile fabrics impregnated, coated, covered or laminated with plastics, other than those of heading 59.02.	17,055
	5904	Linoleum, whether or not cut to shape; floor coverings consisting of a coating or covering applied on a textile backing, whether or not cut to shape.	25,957
	5906	Rubberised textile fabrics, other than those of heading 59.02.	20,466
	5907	Textile fabrics otherwise impregnated, coated or covered; painted canvas being theatrical scenery, studio back-cloths or the like.	25,143
	5908	Textile wicks, woven, plaited or knitted , for lamps, stoves, lighters, candles or the like; incandescent gas mantles and tubular knitted gas mantle fabric therefor, whether or not impregnated.	11,236
	5909	Textile hosepiping and similar textile tubing, with or without lining, armour or accessories of other materials.	10,489
<b>60</b>			
<b>Knitted or crocheted fabrics</b>			

**Jordanian Domestic Exports (2014) that are included in the Relaxing Rules of Origin**

HS 2-digits Code	HS 4-digits Code	Product	Sophistication
	6003	Knitted or crocheted fabrics of a width not exceeding 30 cm, other than those of heading 60.01 or 60.02.	7,387
	6006	Other knitted or crocheted fabrics.	3,373
<b>61 Articles of apparel and clothing accessories knitted or crocheted</b>			
	6102	Women's or girls' overcoats, car-coats, capes, cloaks, anoraks (including ski-jackets), wind-cheaters, wind-jackets and similar articles, knitted or crocheted, other than those of heading 61.04.	3,817
	6103	Men's or boys' suits, ensembles, jackets, blazers, trousers, bib and brace overalls, breeches and shorts (other than swimwear), knitted or crocheted.	3,709
	6104	Women's or girls' suits, ensembles, jackets, blazers, dresses, skirts, divided skirts, trousers, bib and brace overalls, breeches and shorts (other than swimwear), knitted or crocheted.	4,597
	6105	Men's or boys' shirts, knitted or crocheted.	3,757
	6106	Women's or girls' blouses, shirts and shirt-blouses, knitted or crocheted.	5,574

**Jordanian Domestic Exports (2014) that are included in the Relaxing Rules of Origin**

HS 2-digits Code	HS 4-digits Code	Product	Sophistication
	6107	Men's or boys' underpants, briefs, nightshirts, pyjamas, bathrobes, dressing gowns and similar articles, knitted or crocheted.	3,906
	6108	Women's or girls' slips, petticoats, briefs, panties, nightdresses, pyjamas, bathrobes, dressing gowns and similar articles, knitted or crocheted.	3,952
	6109	T-shirts, singlets and other vests, knitted or crocheted.	3,461
	6110	Jerseys, pullovers, cardigans, waistcoats and similar articles, knitted or crocheted.	3,464
	6113	Garments, made up of knitted or crocheted fabrics of heading 59.03, 59.06 or 59.07.	7,556
	6114	Other garments, knitted or crocheted.	5,040
	6115	Panty hose, tights, stockings, socks and other hosiery, including graduated compression hosiery (for example, stockings for varicose veins) and footwear without applied soles, knitted or crocheted.	6,624
	6117	Other made up clothing accessories, knitted or crocheted; knitted or crocheted parts of garments or of clothing accessories.	6,196

**Jordanian Domestic Exports (2014) that are included in the Relaxing Rules of Origin**

HS 2-digits Code	HS 4-digits Code	Product	Sophistication
62		<b>Articles of apparel and clothing accessories,</b>	
	6201	Men's or boys' overcoats, car-coats, capes, cloaks, anoraks (including ski-jackets), wind-cheaters, wind-jackets and similar articles, other than those of heading 62.03.	3,604
	6202	Women's or girls' overcoats, car-coats, capes, cloaks, anoraks (including ski-jackets), wind-cheaters, wind-jackets and similar articles, other than those of heading 62.04.	4,307
	6203	Men's or boys' suits, ensembles, jackets, blazers, trousers, bib and brace overalls, breeches and shorts (other than swimwear).	3,671
	6204	Women's or girls' suits, ensembles, jackets, blazers, dresses, skirts, divided skirts, trousers, bib and brace overalls, breeches and shorts (other than swimwear).	4,537
	6205	Men's or boys' shirts.	4,106
	6207	Men's or boys' singlets and other vests, underpants, briefs, nightshirts, pyjamas, bathrobes, dressing gowns and similar articles.	3,950
	6210	Garments, made up of fabrics of heading 56.02, 56.03, 59.03, 59.06 or 59.07.	2,211

**Jordanian Domestic Exports (2014) that are included in the Relaxing Rules of Origin**

HS 2-digits Code	HS 4-digits Code	Product	Sophistication
	6211	Track suits, ski suits and swimwear; other garments.	4,490
	6212	Brassieres, girdles, corsets, braces, suspenders, garters and similar articles and parts thereof, whether or not knitted or crocheted.	5,227
	6213	Handkerchiefs.	4,691
	6214	Shawls, scarves, mufflers, mantillas, veils and the like.	3,324
<b>63</b>	<b>Other made up textile articles, sets, worn clothing and worn textile articles; rags</b>		
	6301	Blankets and travelling rugs.	7,190
	6302	Bed linen, table linen, toilet linen and kitchen linen.	4,538
	6303	Curtains (including drapes) and interior blinds; curtain or bed valances.	9,523

**Jordanian Domestic Exports (2014) that are included in the Relaxing Rules of Origin**

HS 2-digits Code	HS 4-digits Code	Product	Sophistication
	6304	Other furnishing articles, excluding those of heading 94.04.	5,944
	6305	Sacks and bags, of a kind used for the packing of goods.	3,383
	6306	Tarpaulins, awnings and sunblinds; tents; sails for boats, sailboards or landcraft; camping goods.	6,700
	6307	Other made up articles, including dress patterns.	8,674
	6309	Worn clothing and other worn articles.	9,235
<b>64</b>	<b>Footwear, gaiters and the like; parts of such</b>		
	6401	Waterproof footwear with outer soles and uppers of rubber or of plastics, the uppers of which are neither fixed to the sole nor assembled by stitching, riveting, nailing, screwing, plugging or similar processes.	7,690
	6402	Other footwear with outer soles and uppers of rubber or plastics.	3,155



**Jordanian Domestic Exports (2014) that are included in the Relaxing Rules of Origin**

HS 2-digits Code	HS 4-digits Code	Product	Sophistication
	6403	Footwear with outer soles of rubber, plastics, leather or composition leather and uppers of leather.	7,852
	6404	Footwear with outer soles of rubber, plastics, leather or composition leather and uppers of textile materials.	4,635
	6405	Other footwear.	10,357
<b>65 Headgear and parts thereof</b>			
	6504	Hats and other headgear, plaited or made by assembling strips of any material, whether or not lined or trimmed.	1,091
	6505	Hats and other headgear, knitted or crocheted, or made up from lace, felt or other textile fabric, in the piece (but not in strips), whether or not lined or trimmed; hair-nets of any material, whether or not lined or trimmed.	5,372
<b>68 Articles of stone, plaster, cement, asbestos, mica or similar materials</b>			
	6802	Worked monumental or building stone (except slate) and articles thereof, other than goods of heading 68.01; mosaic cubes and the like, of natural stone (including slate), whether or not on a backing; artificially coloured granules, chippings and powder, o	3,195

Jordanian Domestic Exports (2014) that are included in the Relaxing Rules of Origin

HS 2-digits Code	HS 4-digits Code	Product	Sophistication
	6803	Worked slate and articles of slate or of agglomerated slate.	23,767
	6804	Millstones, grindstones, grinding wheels and the like, without frameworks, for grinding, sharpening, polishing, trueing or cutting, hand sharpening or polishing stones, and parts thereof, of natural stone, of agglomerated natural or artificial abrasives,	21,490
	6805	Natural or artificial abrasive powder or grain, on a base of textile material, of paper, of paperboard or of other materials, whether or not cut to shape or sewn or otherwise made up.	30,258
	6806	Slag wool, rock wool and similar mineral wools; exfoliated vermiculite, expanded clays, foamed slag and similar expanded mineral materials; mixtures and articles of heat-insulating, sound-insulating or sound-absorbing mineral materials, other than those o	19,779
	6807	Articles of asphalt or of similar material (for example, petroleum bitumen or coal tar pitch).	21,118
	6810	Articles of cement, of concrete or of artificial stone, whether or not reinforced.	15,625
	6812	Fabricated asbestos fibres; mixtures with a basis of asbestos or with a basis of asbestos and magnesium carbonate; articles of such mixtures or of asbestos (for example, thread, woven fabric, clothing, headgear, footwear, gaskets), whether or not reinforc	9,835
	6815	Articles of stone or of other mineral substances (including carbon fibres, articles of carbon fibres and articles of peat), not elsewhere specified or included.	25,008

Jordanian Domestic Exports (2014) that are included in the Relaxing Rules of Origin

HS 2-digits Code	HS 4-digits Code	Product	Sophistication
69		Ceramic products	
	6901	Bricks, blocks, tiles and other ceramic goods of siliceous fossil meals (for example, kieselguhr, tripolite or diatomite) or of similar siliceous earths.	9,806
	6903	Other refractory ceramic goods (for example, retorts, crucibles, muffles, nozzles, plugs, supports, cupels, tubes, pipes, sheaths and rods), other than those of siliceous fossil meals or of similar siliceous earths.	17,187
	6907	Unglazed ceramic flags and paving, hearth or wall tiles; unglazed ceramic mosaic cubes and the like, whether or not on a backing.	15,579
	6908	Glazed ceramic flags and paving, hearth or wall tiles; glazed ceramic mosaic cubes and the like, whether or not on a backing.	8,076
	6909	Ceramic wares for laboratory, chemical or other technical uses; ceramic troughs, tubs and similar receptacles of a kind used in agriculture; ceramic pots, jars and similar articles of a kind used for the conveyance or packing of goods.	20,019
	6911	Tableware, kitchenware, other household articles and toilet articles, of porcelain or china.	8,737
	6912	Ceramic tableware, kitchenware, other household articles and toilet articles, other than of porcelain or china.	13,663

**Jordanian Domestic Exports (2014) that are included in the Relaxing Rules of Origin**

HS 2-digits Code	HS 4-digits Code	Product	Sophistication
	6913	Statuettes and other ornamental ceramic articles.	9,929
	6914	Other ceramic articles.	11,527
<b>70 Glass and glassware</b>			
	7001	Cullet and other waste and scrap of glass; glass in the mass.	9,236
	7003	Cast glass and rolled glass, in sheets or profiles, whether or not having an absorbent, reflecting or non-reflecting layer, but not otherwise worked.	16,951
	7004	Drawn glass and blown glass, in sheets, whether or not having an absorbent, reflecting or non-reflecting layer, but not otherwise worked.	33,134
	7005	Float glass and surface ground or polished glass, in sheets, whether or not having an absorbent, reflecting or non-reflecting layer, but not otherwise worked.	7,834
	7006	Glass of heading 70.03, 70.04 or 70.05, bent, edge-worked, engraved, drilled, enamelled or otherwise worked, but not framed or fitted with other materials.	15,171

### Jordanian Domestic Exports (2014) that are included in the Relaxing Rules of Origin

HS 2-digits Code	HS 4-digits Code	Product	Sophistication
	7007	Safety glass, consisting of toughened (tempered) or laminated glass.	17,464
	7008	Multiple-walled insulating units of glass.	18,129
	7010	Carboys, bottles, flasks, jars, pots, phials, ampoules and other containers, of glass, of a kind used for the conveyance or packing of goods; preserving jars of glass; stoppers, lids and other closures, of glass.	7,597
	7011	Glass envelopes (including bulbs and tubes), open, and glass parts thereof, without fittings, for electric lamps, cathode-ray tubes or the like.	8,011
	7013	Glassware of a kind used for table, kitchen, toilet, office, indoor decoration or similar purposes (other than that of heading 70.10 or 70.18).	13,744
	7017	Laboratory, hygienic or pharmaceutical glassware, whether or not graduated or calibrated.	22,714
	7019	Glass fibres (including glass wool) and articles thereof (for example, yarn, woven fabrics).	20,017
	7020	Other articles of glass.	19,780

**Jordanian Domestic Exports (2014) that are included in the Relaxing Rules of Origin**

HS 2-digits Code	HS 4-digits Code	Product	Sophistication
<b>71</b>			
<b>Natural or cultured pearls, precious or semi-precious stones, precious metals, metals clad with precious metal and articles thereof; imitation jewelry; coin</b>			
	7105	Dust and powder of natural or synthetic precious or semi-precious stones.	33,868
	7112	Waste and scrap of precious metal or of metal clad with precious metal; other waste and scrap containing precious metal or precious metal compounds, of a kind used principally for the recovery of precious metal.	8,433
	7113	Articles of jewellery and parts thereof, of precious metal or of metal clad with precious metal.	12,848
	7117	Imitation jewellery.	9,943
<b>73</b>			
<b>Articles of iron or steel</b>			
	7301	Sheet piling of iron or steel, whether or not drilled, punched or made from assembled elements; welded angles, shapes and sections, of iron or steel.	12,158
	7302	Railway or tramway track construction material of iron or steel, the following : rails, check-rails and rack rails, switch blades, crossing frogs, point rods and other crossing pieces, sleepers (cross-ties), fish-plates, chairs, chair wedges, sole plates	25,037

**Jordanian Domestic Exports (2014) that are included in the Relaxing Rules of Origin**

HS 2-digits Code	HS 4-digits Code	Product	Sophistication
	7303	Tubes, pipes and hollow profiles, of cast iron.	18,602
	7304	Tubes, pipes and hollow profiles, seamless, of iron (other than cast iron) or steel.	18,262
	7305	Other tubes and pipes (for example, welded, riveted or similarly closed), having circular cross-sections, the external diameter of which exceeds 406.4 mm, of iron or steel.	15,765
	7306	Other tubes, pipes and hollow profiles (for example, open seam or welded, riveted or similarly closed), of iron or steel.	12,632
	7307	Tube or pipe fittings (for example, couplings, elbows, sleeves), of iron or steel.	18,771
	7308	Structures (excluding prefabricated buildings of heading 94.06) and parts of structures (for example, bridges and bridge-sections, lock-gates, towers, lattice masts, roofs, roofing frame-works, doors and windows and their frames and thresholds for doors,	9,926
	7309	Reservoirs, tanks, vats and similar containers for any material (other than compressed or liquefied gas), of iron or steel, of a capacity exceeding 300 l, whether or not lined or heat-insulated, but not fitted with mechanical or thermal equipment.	12,469
	7310	Tanks, casks, drums, cans, boxes and similar containers, for any material (other than compressed or liquefied gas), of iron or steel, of a capacity not exceeding 300 l, whether or not lined or heat-insulated, but not fitted with mechanical or thermal equi	14,337



Jordanian Domestic Exports (2014) that are included in the Relaxing Rules of Origin

HS 2-digits Code	HS 4-digits Code	Product	Sophistication
	7311	Containers for compressed or liquefied gas, of iron or steel.	7,217
	7312	Stranded wire, ropes, cables, plaited bands, slings and the like, of iron or steel, not electrically insulated.	14,110
	7313	Barbed wire of iron or steel; twisted hoop or single flat wire, barbed or not, and loosely twisted double wire, of a kind used for fencing, of iron or steel.	6,205
	7314	Cloth (including endless bands), grill, netting and fencing, of iron or steel wire; expanded metal of iron or steel.	12,186
	7315	Chain and parts thereof, of iron or steel.	24,041
	7318	Screws, bolts, nuts, coach screws, screw hooks, rivets, cotters, cotter-pins, washers (including spring washers) and similar articles, of iron or steel.	16,856
	7321	Stoves, ranges, grates, cookers (including those with subsidiary boilers for central heating), barbecues, braziers, gas-rings, plate warmers and similar non-electric domestic appliances, and parts thereof, of iron or steel.	12,997
	7322	Radiators for central heating, not electrically heated, and parts thereof, of iron or steel; air heaters and hot air distributors (including distributors which can also distribute fresh or conditioned air), not electrically heated, incorporating a motor-d	18,865

**Jordanian Domestic Exports (2014) that are included in the Relaxing Rules of Origin**

HS 2-digits Code	HS 4-digits Code	Product	Sophistication
	7323	Table, kitchen or other household articles and parts thereof, of iron or steel; iron or steel wool; pot scourers and scouring or polishing pads, gloves and the like, of iron or steel.	9,798
	7324	Sanitary ware and parts thereof, of iron or steel.	17,194
	7325	Other cast articles of iron or steel.	10,927
	7326	Other articles of iron or steel.	17,993
<b>74</b>	<b>Copper and articles thereof</b>		
	7403	Refined copper and copper alloys, unwrought.	5,307
	7404	Copper waste and scrap.	6,119
	7408	Copper wire.	11,689

**Jordanian Domestic Exports (2014) that are included in the Relaxing Rules of Origin**

HS 2-digits Code	HS 4-digits Code	Product	Sophistication
	7411	Copper tubes and pipes.	18,444
	7412	Copper tube or pipe fittings (for example, couplings, elbows, sleeves).	16,265
	7413	Stranded wire, cables, plaited bands and the like, of copper, not electrically insulated.	14,861
	7415	Nails, tacks, drawing pins, staples (other than those of heading 83.05) and similar articles, of copper or of iron or steel with heads of copper; screws, bolts, nuts, screw hooks, rivets, cotters, cotter-pins, washers (including spring washers) and simila	20,398
	7418	Table, kitchen or other household articles and parts thereof, of copper; pot scourers and scouring or polishing pads, gloves and the like, of copper; sanitary ware and parts thereof, of copper.	2,657
	7419	Other articles of copper.	16,319
<b>76</b>	<b>Aluminum and articles thereof</b>		
	7601	Unwrought aluminium.	19,543

Jordanian Domestic Exports (2014) that are included in the Relaxing Rules of Origin

HS 2-digits Code	HS 4-digits Code	Product	Sophistication
	7602	Aluminium waste and scrap.	9,347
	7604	Aluminium bars, rods and profiles.	10,186
	7605	Aluminium wire.	31,437
	7606	Aluminium plates, sheets and strip, of a thickness exceeding 0.2 mm.	22,086
	7607	Aluminium foil (whether or not printed or backed with paper, paperboard, plastics or similar backing materials) of a thickness (excluding any backing) not exceeding 0.2 mm.	17,727
	7610	Aluminium structures (excluding prefabricated buildings of heading 94.06) and parts of structures (for example, bridges and bridge-sections, towers, lattice masts, roofs, roofing frameworks, doors and windows and their frames and thresholds for doors, bal	15,585
	7612	Aluminium casks, drums, cans, boxes and similar containers (including rigid or collapsible tubular containers), for any material (other than compressed or liquefied gas), of a capacity not exceeding 300 l, whether or not lined or heat-insulated, but not f	13,896
	7614	Stranded wire, cables, plaited bands and the like, of aluminium, not electrically insulated.	18,204

Jordanian Domestic Exports (2014) that are included in the Relaxing Rules of Origin			
HS 2-digits Code	HS 4-digits Code	Product	Sophistication
	7615	Table, kitchen or other household articles and parts thereof, of aluminium; pot scourers and scouring or polishing pads, gloves and the like, of aluminium; sanitary ware and parts thereof, of aluminium.	12,573
	7616	Other articles of aluminium.	17,583
<b>78 Lead and articles thereof</b>			
	7801	Unwrought lead.	11,644
<b>80 Tin and articles thereof</b>			
	8007	Other articles of tin.	13,017
<b>82 Tools, implements, cutlery, spoons and forks, of base metal; parts thereof of base metal</b>			
	8202	Hand saws; blades for saws of all kinds (including slitting, slotting or toothless saw blades).	30,534

**Jordanian Domestic Exports (2014) that are included in the Relaxing Rules of Origin**

HS 2-digits Code	HS 4-digits Code	Product	Sophistication
	8203	Files, rasps, pliers (including cutting pliers), pincers, tweezers, metal cutting shears, pipe-cutters, bolt croppers, perforating punches and similar hand tools.	22,571
	8205	Hand tools (including glaziers' diamonds), not elsewhere specified or included; blow lamps; vices, clamps and the like, other than accessories for and parts of, machine tools; anvils; portable forges; hand or pedal-operated grinding wheels with frameworks	14,488
	8207	Interchangeable tools for hand tools, whether or not power-operated, or for machine-tools (for example, for pressing, stamping, punching, tapping, threading, drilling, boring, broaching, milling, turning or screw driving), including dies for drawing or ex	23,281
	8208	Knives and cutting blades, for machines or for mechanical appliances.	25,933
	8210	Hand-operated mechanical appliances, weighing 10 kg or less, used in the preparation, conditioning or serving of food or drink.	18,681
	8211	Knives with cutting blades, serrated or not (including pruning knives), other than knives of heading 82.08, and blades therefor.	24,737
	8215	Spoons, forks, ladles, skimmers, cake-servers, fish-knives, butter-knives, sugar tongs and similar kitchen or tableware.	13,325
<b>83</b>	<b>Miscellaneous articles of base metal</b>		

**Jordanian Domestic Exports (2014) that are included in the Relaxing Rules of Origin**

HS 2-digits Code	HS 4-digits Code	Product	Sophistication
	8301	Padlocks and locks (key, combination or electrically operated), of base metal; clasps and frames with clasps, incorporating locks, of base metal; keys for any of the foregoing articles, of base metal.	13,111
	8302	Base metal mountings, fittings and similar articles suitable for furniture, doors, staircases, windows, blinds, coachwork, saddlery, trunks, chests, caskets or the like; base metal hat-racks, hat-pegs, brackets and similar fixtures; castors with mountings	15,882
	8303	Armoured or reinforced safes, strong-boxes and doors and safe deposit lockers for strong-rooms, cash or deed boxes and the like, of base metal.	15,996
	8304	Filing cabinets, card-index cabinets, paper trays, paper rests, pen trays, office-stamp stands and similar office or desk equipment, of base metal, other than office furniture of heading 94.03.	19,195
	8307	Flexible tubing of base metal, with or without fittings.	15,073
	8309	Stoppers, caps and lids (including crown corks, screw caps and pouring stoppers), capsules for bottles, threaded bungs, bung covers, seals and other packing accessories, of base metal.	17,434
	8310	Sign-plates, name-plates, address-plates and similar plates, numbers, letters and other symbols, of base metal, excluding those of heading 94.05.	20,464
84	<b>Nuclear reactors, boilers, machinery and mechanical appliances; parts thereof</b>		

**Jordanian Domestic Exports (2014) that are included in the Relaxing Rules of Origin**

HS 2-digits Code	HS 4-digits Code	Product	Sophistication
	8402	Steam or other vapour generating boilers (other than central heating hot water boilers capable also of producing low pressure steam); super-heated water boilers.	18,343
	8411	Turbo-jets, turbo-propellers and other gas turbines.	21,740
	8413	Pumps for liquids, whether or not fitted with a measuring device; liquid elevators.	22,014
	8414	Air or vacuum pumps, air or other gas compressors and fans; ventilating or recycling hoods incorporating a fan, whether or not fitted with filters.	16,352
	8415	Air conditioning machines, comprising a motor-driven fan and elements for changing the temperature and humidity, including those machines in which the humidity cannot be separately regulated.	15,726
	8416	Furnace burners for liquid fuel, for pulverised solid fuel or for gas; mechanical stokers, including their mechanical grates, mechanical ash dischargers and similar appliances.	15,954
	8417	Industrial or laboratory furnaces and ovens, including incinerators, non-electric.	6,915
	8418	Refrigerators, freezers and other refrigerating or freezing equipment, electric or other; heat pumps other than air conditioning machines of heading 84.15.	12,096



**Jordanian Domestic Exports (2014) that are included in the Relaxing Rules of Origin**

HS 2-digits Code	HS 4-digits Code	Product	Sophistication
	8419	Machinery, plant or laboratory equipment, whether or not electrically heated (excluding furnaces, ovens and other equipment of heading 85.14), for the treatment of materials by a process involving a change of temperature such as heating, cooking, roasting	25,333
	8420	Calendering or other rolling machines, other than for metals or glass, and cylinders therefor.	26,183
	8421	Centrifuges, including centrifugal dryers; filtering or purifying machinery and apparatus, for liquids or gases.	13,234
	8422	Dish washing machines; machinery for cleaning or drying bottles or other containers; machinery for filling, closing, sealing or labelling bottles, cans, boxes, bags or other containers; machinery for capsuling bottles, jars, tubes and similar containers;	9,173
	8423	Weighing machinery (excluding balances of a sensitivity of 5 cg or better), including weight operated counting or checking machines; weighing machine weights of all kinds.	28,644
	8424	Mechanical appliances (whether or not hand-operated) for projecting, dispersing or spraying liquids or powders; fire extinguishers, whether or not charged; spray guns and similar appliances; steam or sand blasting machines and similar jet projecting machi	18,271
	8425	Pulley tackle and hoists other than skip hoists; winches and capstans; jacks.	22,030
	8426	Ships' derricks; cranes, including cable cranes; mobile lifting frames, straddle carriers and works trucks fitted with a crane.	15,501

**Jordanian Domestic Exports (2014) that are included in the Relaxing Rules of Origin**

HS 2-digits Code	HS 4-digits Code	Product	Sophistication
	8428	Other lifting, handling, loading or unloading machinery (for example, lifts, escalators, conveyors, teleferics).	12,166
	8430	Other moving, grading, levelling, scraping, excavating, tamping, compacting, extracting or boring machinery, for earth, minerals or ores; pile-drivers and pile-extractors; snow-ploughs and snow-blowers.	7,746
	8431	Parts suitable for use solely or principally with the machinery of headings 84.25 to 84.30.	15,071
	8432	Agricultural, horticultural or forestry machinery for soil preparation or cultivation; lawn or sports-ground rollers.	20,640
	8433	Harvesting or threshing machinery, including straw or fodder balers; grass or hay mowers; machines for cleaning, sorting or grading eggs, fruit or other agricultural produce, other than machinery of heading 84.37.	19,856
	8436	Other agricultural, horticultural, forestry, poultry-keeping or bee-keeping machinery, including germination plant fitted with mechanical or thermal equipment; poultry incubators and brooders.	7,131
	8437	Machines for cleaning, sorting or grading seed, grain or dried leguminous vegetables; machinery used in the milling industry or for the working of cereals or dried leguminous vegetables, other than farm-type machinery.	24,792
	8438	Machinery, not specified or included elsewhere in this Chapter, for the industrial preparation or manufacture of food or drink, other than machinery for the extraction or preparation of animal or fixed vegetable fats or oils.	27,594

**Jordanian Domestic Exports (2014) that are included in the Relaxing Rules of Origin**

HS 2-digits Code	HS 4-digits Code	Product	Sophistication
	8439	Machinery for making pulp of fibrous cellulosic material or for making or finishing paper or paperboard.	39,368
	8441	Other machinery for making up paper pulp, paper or paperboard, including cutting machines of all kinds.	28,981
	8442	Machinery, apparatus and equipment (other than the machine-tools of headings 84.56 to 84.65) for preparing or making plates, cylinders or other printing components; plates, cylinders and other printing components; plates, cylinders and lithographic stones	24,643
	8443	Printing machinery used for printing by means of plates, cylinders and other printing components of heading 84.42; other printers, copying machines and facsimile machines, whether or not combined; parts and accessories thereof.	25,393
	8444	Machines for extruding, drawing, texturing or cutting man-made textile materials.	30,600
	8448	Auxiliary machinery for use with machines of heading 84.44, 84.45, 84.46 or 84.47 (for example, dobbies, Jacquards, automatic stop motions, shuttle changing mechanisms); parts and accessories suitable for use solely or principally with the machines	27,905
	8450	Household or laundry-type washing machines, including machines which both wash and dry.	14,406
	8451	Machinery (other than machines of heading 84.50) for washing, cleaning, wringing, drying, ironing, pressing (including fusing presses), bleaching, dyeing, dressing, finishing, coating or impregnating textile yarns, fabrics or made up textile articles and	20,757

Jordanian Domestic Exports (2014) that are included in the Relaxing Rules of Origin

HS 2-digits Code	HS 4-digits Code	Product	Sophistication
	8452	Sewing machines, other than book-sewing machines of heading 84.40; furniture, bases and covers specially designed for sewing machines; sewing machine needles.	15,186
	8457	Machining centres, unit construction machines (single station) and multi-station transfer machines, for working metal.	30,536
	8460	Machine-tools for deburring, sharpening, grinding, honing, lapping, polishing or otherwise finishing metal or cermets by means of grinding stones, abrasives or polishing products, other than gear cutting, gear grinding or gear finishing machines of heading	35,605
	8461	Machine-tools for planing, shaping, slotting, broaching, gear cutting, gear grinding or gear finishing, sawing, cutting-off and other machine-tools working by removing metal or cermets, not elsewhere specified or included.	30,861
	8462	Machine-tools (including presses) for working metal by forging, hammering or die-stamping; machine-tools (including presses) for working metal by bending, folding, straightening, flattening, shearing, punching or notching; presses for working metal or met	22,095
	8463	Other machine-tools for working metal or cermets, without removing material.	29,622
	8464	Machine-tools for working stone, ceramics, concrete, asbestos-cement or like mineral materials or for cold working glass.	10,683
	8466	Parts and accessories suitable for use solely or principally with the machines of headings 84.56 to 84.65, including work or tool holders, self-opening dieheads, dividing heads and other special attachments for machine-tools; tool holders for any type of	2,750

**Jordanian Domestic Exports (2014) that are included in the Relaxing Rules of Origin**

HS 2-digits Code	HS 4-digits Code	Product	Sophistication
	8467	Tools for working in the hand, pneumatic, hydraulic or with self-contained electric or non-electric motor.	16,619
	8468	Machinery and apparatus for soldering, brazing or welding, whether or not capable of cutting, other than those of heading 85.15; gas-operated surface tempering machines and appliances.	18,433
	8471	Automatic data processing machines and units thereof; magnetic or optical readers, machines for transcribing data onto data media in coded form and machines for processing such data, not elsewhere specified or included.	8,411
	8473	Parts and accessories (other than covers, carrying cases and the like) suitable for use solely or principally with machines of headings 84.69 to 84.72.	13,363
	8474	Machinery for sorting, screening, separating, washing, crushing, grinding, mixing or kneading earth, stone, ores or other mineral substances, in solid (including powder or paste) form; machinery for agglomerating, shaping or moulding solid mineral fuels,	13,955
	8477	Machinery for working rubber or plastics or for the manufacture of products from these materials, not specified or included elsewhere in this Chapter.	24,880
	8479	Machines and mechanical appliances having individual functions, not specified or included elsewhere in this Chapter.	26,855
	8480	Moulding boxes for metal foundry; mould bases; moulding patterns; moulds for metal (other than ingot moulds), metal carbides, glass, mineral materials, rubber or plastics.	19,787

**Jordanian Domestic Exports (2014) that are included in the Relaxing Rules of Origin**

HS 2-digits Code	HS 4-digits Code	Product	Sophistication
	8481	Taps, cocks, valves and similar appliances for pipes, boiler shells, tanks, vats or the like, including pressure-reducing valves and thermostatically controlled valves.	21,746
	8482	Ball or roller bearings.	17,509
	8483	Transmission shafts (including cam shafts and crank shafts) and cranks; bearing housings and plain shaft bearings; gears and gearing; ball or roller screws; gear boxes and other speed changers, including torque converters; flywheels and pulleys, including	23,560
	8484	Gaskets and similar joints of metal sheeting combined with other material or of two or more layers of metal; sets or assortments of gaskets and similar joints, dissimilar in composition, put up in pouches, envelopes or similar packings; mechanical seals.	5,244
<b>85</b>	<b>Electrical machinery and equipment and parts thereof; sound recorders and reproducers, television image and sound recorders and reproducers and parts and accessories of such articles</b>		
	8502	Electric generating sets and rotary converters.	26,787
	8504	Electrical transformers, static converters (for example, rectifiers) and inductors.	13,716
	8509	Electro-mechanical domestic appliances, with self-contained electric motor, other than vacuum cleaners of heading 85.08.	18,765

Jordanian Domestic Exports (2014) that are included in the Relaxing Rules of Origin

HS 2-digits Code	HS 4-digits Code	Product	Sophistication
	8511	Electrical ignition or starting equipment of a kind used for spark-ignition or compression-ignition internal combustion engines (for example, ignition magnetos, magneto-dynamos, ignition coils, sparking plugs and glow plugs, starter motors); generators (f	17,048
	8514	Industrial or laboratory electric furnaces and ovens (including those functioning by induction or dielectric loss); other industrial or laboratory equipment for the heat treatment of materials by induction or dielectric loss.	28,904
	8516	Electric instantaneous or storage water heaters and immersion heaters; electric space heating apparatus and soil heating apparatus; electro-thermic hair-dressing apparatus (for example, hair dryers, hair curlers, curling tong heaters) and hand dryers; ele	16,412
	8517	Telephone sets, including telephones for cellular networks or for other wireless networks; other apparatus for the transmission or reception of voice, images or other data, including apparatus for communication in a wired or wireless network (such as a lo	12,692
	8523	Discs, tapes, solid-state non-volatile storage devices, \smart cards\" and other media for the recording of sound or of other phenomena, whether or not recorded, including matrices and masters for the production of discs, but excluding products of Chapter "	6,073
	8528	Monitors and projectors, not incorporating television reception apparatus; reception apparatus for television, whether or not incorporating radio-broadcast receivers or sound or video recording or reproducing apparatus.	10,035
	8535	Electrical apparatus for switching or protecting electrical circuits, or for making connections to or in electrical circuits (for example, switches, fuses, lightning arresters, voltage limiters, surge suppressors, plugs and other connectors, junction boxe	23,360
	8536	Electrical apparatus for switching or protecting electrical circuits, or for making connections to or in electrical circuits (for example, switches, relays, fuses, surge suppressors, plugs, sockets, lamp-holders and other connectors, junction boxes), for	13,473

Jordanian Domestic Exports (2014) that are included in the Relaxing Rules of Origin

HS 2-digits Code	HS 4-digits Code	Product	Sophistication
	8537	Boards, panels, consoles, desks, cabinets and other bases, equipped with two or more apparatus of heading 85.35 or 85.36, for electric control or the distribution of electricity, including those incorporating instruments or apparatus of Chapter 90, and nu	15,429
	8538	Parts suitable for use solely or principally with the apparatus of heading 85.35, 85.36 or 85.37.	20,570
	8541	Diodes, transistors and similar semiconductor devices; photosensitive semiconductor devices, including photovoltaic cells whether or not assembled in modules or made up into panels; light emitting diodes; mounted piezo-electric crystals.	9,460
	8543	Electrical machines and apparatus, having individual functions, not specified or included elsewhere in this Chapter.	19,784
	8544	Insulated (including enamelled or anodised) wire, cable (including co-axial cable) and other insulated electric conductors, whether or not fitted with connectors; optical fibre cables, made up of individually sheathed fibres, whether or not assembled with	7,400
	8545	Carbon electrodes, carbon brushes, lamp carbons, battery carbons and other articles of graphite or other carbon, with or without metal, of a kind used for electrical purposes.	30,787
	8547	Insulating fittings for electrical machines, appliances or equipment, being fittings wholly of insulating material apart from any minor components of metal (for example, threaded sockets) incorporated during moulding solely for purposes of assembly, other	19,228
	8548	Waste and scrap of primary cells, primary batteries and electric accumulators; spent primary cells, spent primary batteries and spent electric accumulators; electrical parts of machinery or apparatus, not specified or included elsewhere in this Chapter.	6,410



Jordanian Domestic Exports (2014) that are included in the Relaxing Rules of Origin			
HS 2-digits Code	HS 4-digits Code	Product	Sophistication
86 Railway or tramway locomotives, rolling-stock and parts thereof; railway or tramway track fixtures and fittings; and parts thereof; mechanical(including electro-mechanical),traffic signaling equipment of all kinds			
	8609	Containers (including containers for the transport of fluids) specially designed and equipped for carriage by one or more modes of transport.	5,623
87 Vehicles other than railway or tramway rolling-stock, and parts and accessories thereof			
	8702	Motor vehicles for the transport of ten or more persons, including the driver.	10,598
	8703	Motor cars and other motor vehicles principally designed for the transport of persons (other than those of heading 87.02), including station wagons and racing cars.	17,980
	8707	Bodies (including cabs), for the motor vehicles of headings 87.01 to 87.05.	15,824
	8708	Parts and accessories of the motor vehicles of headings 87.01 to 87.05.	17,628
	8709	Works trucks, self-propelled, not fitted with lifting or handling equipment, of the type used in factories, warehouses, dock areas or airports for short distance transport of goods; tractors of the type used on railway station platforms; parts of the fore	14,832

**Jordanian Domestic Exports (2014) that are included in the Relaxing Rules of Origin**

HS 2-digits Code	HS 4-digits Code	Product	Sophistication
	8715	Baby carriages and parts thereof.	21,439
	8716	Trailers and semi-trailers; other vehicles, not mechanically propelled; parts thereof.	13,383
<b>90</b>	<b>Optical, photographic, cinematographic, measuring, checking precision, medical or surgical instruments and apparatus; parts and accessories thereof</b>		
	9001	Optical fibres and optical fibre bundles; optical fibre cables other than those of heading 85.44; sheets and plates of polarising material; lenses (including contact lenses), prisms, mirrors and other optical elements, of any material, unmounted, other th	25,078
	9010	Apparatus and equipment for photographic (including cinematographic) laboratories, not specified or included elsewhere in this Chapter; negatoscopes; projection screens.	7,908
	9013	Liquid crystal devices not constituting articles provided for more specifically in other headings; lasers, other than laser diodes; other optical appliances and instruments, not specified or included elsewhere in this Chapter.	22,954
	9017	Drawing, marking-out or mathematical calculating instruments (for example, drafting machines, pantographs, protractors, drawing sets, slide rules, disc calculators); instruments for measuring length, for use in the hand	21,431
	9018	Instruments and appliances used in medical, surgical, dental or veterinary sciences, including scintigraphic apparatus, other electro-medical apparatus and sight-testing instruments.	14,688

**Jordanian Domestic Exports (2014) that are included in the Relaxing Rules of Origin**

HS 2-digits Code	HS 4-digits Code	Product	Sophistication
	9023	Instruments, apparatus and models, designed for demonstrational purposes (for example, in education or exhibitions), unsuitable for other uses.	29,301
	9030	Oscilloscopes, spectrum analysers and other instruments and apparatus for measuring or checking electrical quantities, excluding meters of heading 90.28; instruments and apparatus for measuring or detecting alpha, beta, gamma, X-ray, cosmic or other ionis	23,023
	9032	Automatic regulating or controlling instruments and apparatus.	20,740
<b>91</b>	<b>Clocks and watches and parts thereof</b>		
<b>94</b>	<b>Furniture, bedding, mattresses, mattress supports, cushions and similar stuffed furnishing, lamps and lighting fittings, not elsewhere specified or included; illuminated signs, illuminated name-plates and the like; prefabricated buildings</b>		
	9401	Seats (other than those of heading 94.02), whether or not convertible into beds, and parts thereof.	8,961
	9402	Medical, surgical, dental or veterinary furniture (for example, operating tables, examination tables, hospital beds with mechanical fittings, dentists' chairs); barbers' chairs and similar chairs, having rotating as well as both reclining and elevating mo	21,686
	9403	Other furniture and parts thereof.	12,495

**Jordanian Domestic Exports (2014) that are included in the Relaxing Rules of Origin**

HS 2-digits Code	HS 4-digits Code	Product	Sophistication
	9404	Mattress supports; articles of bedding and similar furnishing (for example, mattresses, quilts, eiderdowns, cushions, pouffes and pillows) fitted with springs or stuffed or internally fitted with any material or of cellular rubber or plastics.	9,853
	9405	Lamps and lighting fittings including searchlights and spotlights and parts thereof, not elsewhere specified or included; illuminated signs, illuminated name-plates and the like, having a permanently fixed light source, and parts thereof not elsewhere spe	14,206
	9406	Prefabricated buildings.	15,712
<b>95 Toys, games and sports requisites, parts and accessories thereof</b>			
	9504	Articles for funfair, table or parlour games, including pintables, billiards, special tables for casino games and automatic bowling alley equipment.	22,235
	9506	Articles and equipment for general physical exercise, gymnastics, athletics, other sports (including table- tennis) or outdoor games, not specified or included elsewhere in this Chapter; swimming pools and paddling pools.	9,804
	9508	Roundabouts, swings, shooting galleries and other fairground amusements; travelling circuses and travelling menageries; travelling theatres.	5,000
<b>96 Miscellaneous manufactured articles</b>			

Jordanian Domestic Exports (2014) that are included in the Relaxing Rules of Origin

HS 2-digits Code	HS 4-digits Code	Product	Sophistication
	9602	Worked vegetable or mineral carving material and articles of these materials; moulded or carved articles of wax, of stearin, of natural gums or natural resins or of modelling pastes, and other moulded or carved articles, not elsewhere specified or include	10,779
	9603	Brooms, brushes (including brushes constituting parts of machines, appliances or vehicles), hand-operated mechanical floor sweepers, not motorised, mops and feather dusters; prepared knots and tufts for broom or brush making; paint pads and rollers; squee	12,508
	9605	Travel sets for personal toilet, sewing or shoe or clothes cleaning.	4,346
	9608	Ball point pens; felt tipped and other porous-tipped pens and markers; fountain pens, stylograph pens and other pens; duplicating stylos; propelling or sliding pencils; pen-holders, pencil-holders and similar holders; parts (including caps and clips) of t	15,651
	9609	Pencils (other than pencils of heading 96.08), crayons, pencil leads, pastels, drawing charcoals, writing or drawing chalks and tailors' chalks.	12,595
	9610	Slates and boards, with writing or drawing surfaces, whether or not framed.	19,408
	9614	Smoking pipes (including pipe bowls) and cigar or cigarette holders, and parts thereof.	4,633
	9615	Combs, hair-slides and the like; hairpins, curling pins, curling grips, hair-curlers and the like, other than those of heading 85.16, and parts thereof.	12,724

**Jordanian Domestic Exports (2014) that are included in the Relaxing Rules of Origin**

HS 2-digits Code	HS 4-digits Code	Product	Sophistication
	9617	Vacuum flasks and other vacuum vessels, complete with cases; parts thereof other than glass inners.	13,968



منتدى الاستراتيجيات الأردني  
JORDAN STRATEGY FORUM

# **The Intersection of All Domestic Exports with The Highest Sophistication with the Products of Relaxing Rules of Origin**

The Five Most Sophisticated & Domestically Exported Products From Each Sector Included in the Relaxing Rules of Origin			
HS 2-digits Code	HS 4-digits Code	Product	Sophistication
25	Salt; Sulphur; earths and stone; plastering materials, lime and cement		
	2503	Sulphur of all kinds, other than sublimed sulphur, precipitated sulphur and colloidal sulphur.	24,233
	2509	Chalk	22,209
27	Mineral fuels, mineral oils and products of their distillation bituminous substances; mineral waxes		
	2708	Pitch and pitch coke, obtained from coal tar or from other mineral tars.	16,355
28	Inorganic chemicals; organic or inorganic compounds of precious metals, of rare-earth metals, of radioactive elements		
	2829	Chlorates and perchlorates; bromates and perbromates; iodates and periodates.	30,989
29	Organic Chemical		
31	Fertilizers		
32	Tanning or dyeing extracts; tannins and their derivatives; dyes, pigments and other coloring matter; paints and varnishes; putty and other mastics; inks.		



The Five Most Sophisticated & Domestically Exported Products From Each Sector Included in the Relaxing Rules of Origin			
HS 2-digits Code	HS 4-digits Code	Product	Sophistication
33		Essential oils and resinoids; perfumery, cosmetic or toilet preparations	
34		Soap, organic surface-active agents washing preparations; lubricating preparations, artificial waxes, prepared waxes, polishing or scouring preparations, candles and similar articles, modelling pastes, "dental waxes" and dental preparations with a basis of plaster	
35		Albuminoidal substances; modified starches; glues; enzymes.	
37		Photographic or cinematographic goods	
38		Miscellaneous chemical products	
	3810	Pickling preparations for metal surfaces; fluxes and other auxiliary preparations for soldering, brazing or welding; soldering, brazing or welding powders and pastes consisting of metal and other materials; preparations of a kind used as cores or coatings	29,590
39		Plastics and articles thereof	
	3914	Ion-exchangers based on polymers of headings 39.01 to 39.13, in primary forms.	31,382
	3901	Polymers of ethylene, in primary forms.	24,468
	3909	Amino-resins, phenolic resins and polyurethanes, in primary forms.	24,295

The Five Most Sophisticated & Domestically Exported Products From Each Sector Included in the Relaxing Rules of Origin			
HS 2-digits Code	HS 4-digits Code	Product	Sophistication
	3919	Self-adhesive plates, sheets, film, foil, tape, strip and other flat shapes, of plastics, whether or not in rolls.	22,219
	3902	Polymers of propylene or of other olefins, in primary forms.	22,083
40	Rubber and articles thereof		
41	Raw hides and skins (other than fur skins) and leather		
	4102	Raw skins of sheep or lambs (fresh, or salted, dried, limed, pickled or otherwise preserved, but not tanned, parchment-dressed or further prepared), whether or not with wool on or split, other than those excluded by Note 1 (c) to this Chapter.	9,117
	4107	Leather further prepared after tanning or crusting, including parchment-dressed leather, of bovine (including buffalo) or equine animals, without hair on, whether or not split, other than leather of heading 41.14.	12,636
	4114	Chamois (including combination chamois) leather; patent leather and patent laminated leather; metallised leather.	13,580
42	Articles of leather; saddlery and harness; travel goods, handbags, and similar containers; articles of animal gut (other than silk-worm gut)		
	4205	Other articles of leather or of composition leather.	9,849
43	Fur skins and artificial fur; manufactures thereof		

The Five Most Sophisticated & Domestically Exported Products From Each Sector Included in the Relaxing Rules of Origin			
HS 2-digits Code	HS 4-digits Code	Product	Sophistication
	4301	Raw furskins (including heads, tails, paws and other pieces or cuttings, suitable for furriers' use), other than raw hides and skins of heading 41.01, 41.02 or 41.03.	30,480
44	Wood and articles of wood; wood charcoal		
	4410	Particle board, oriented strand board (OSB) and similar board (for example, waferboard) of wood or other ligneous materials, whether or not agglomerated with resins or other organic binding substances.	15,163
	4411	Fibreboard of wood or other ligneous materials, whether or not bonded with resins or other organic substances.	18,356
	4418	Builders' joinery and carpentry of wood, including cellular wood panels, assembled flooring panels, shingles and shakes.	18,884
51	Wool, fine or coarse animal hair; horsehair yarn and woven fabric		
54	Man-made filaments		
55	Man-made staple fibers		
56	Wadding, felt and non-woven, special yarns; twine, cordage, ropes and cables and articles thereof		
	5605	Metallised yarn, whether or not gimped, being textile yarn, or strip or the like of heading 54.04 or 54.05, combined with metal in the form of thread, strip or powder or covered with metal.	19,842

The Five Most Sophisticated & Domestically Exported Products From Each Sector Included in the Relaxing Rules of Origin			
HS 2-digits Code	HS 4-digits Code	Product	Sophistication
57		Carpets and other textile floor coverings	
58		Special woven fabrics ;tufted textile fabrics; lace; tapestries; trimmings; embroidery	
59		Impregnated, coated, covered or laminated textile fabrics, textile articles of a kind suitable for industrial use	
	5903	Textile fabrics impregnated, coated, covered or laminated with plastics, other than those of heading 59.02.	17,055
	5904	Linoleum, whether or not cut to shape; floor coverings consisting of a coating or covering applied on a textile backing, whether or not cut to shape.	25,957
	5906	Rubberised textile fabrics, other than those of heading 59.02.	20,466
	5907	Textile fabrics otherwise impregnated, coated or covered; painted canvas being theatrical scenery, studio back-cloths or the like.	25,143
60		Knitted or crocheted fabrics	
61		Articles of apparel and clothing accessories knitted or crocheted	
62		Articles of apparel and clothing accessories,	
63		Other made up textile articles, sets, worn clothing and worn textile articles; rags	
64		Footwear, gaiters and the like; parts of such	

The Five Most Sophisticated & Domestically Exported Products From Each Sector Included in the Relaxing Rules of Origin			
HS 2-digits Code	HS 4-digits Code	Product	Sophistication
	6401	Waterproof footwear with outer soles and uppers of rubber or of plastics, the uppers of which are neither fixed to the sole nor assembled by stitching, riveting, nailing, screwing, plugging or similar processes.	7,690
	6403	Footwear with outer soles of rubber, plastics, leather or composition leather and uppers of leather.	7,852
	6405	Other footwear.	10,357
65	Headgear and parts thereof		
	6505	Hats and other headgear, knitted or crocheted, or made up from lace, felt or other textile fabric, in the piece (but not in strips), whether or not lined or trimmed; hair-nets of any material, whether or not lined or trimmed.	5,372
68	Articles of stone, plaster, cement, asbestos, mica or similar materials		
	6803	Worked slate and articles of slate or of agglomerated slate.	23,767
	6805	Natural or artificial abrasive powder or grain, on a base of textile material, of paper, of paperboard or of other materials, whether or not cut to shape or sewn or otherwise made up.	30,258
	6815	Articles of stone or of other mineral substances (including carbon fibres, articles of carbon fibres and articles of peat), not elsewhere specified or included.	25,008
69	Ceramic products		
70	Glass and glassware		
	7004	Drawn glass and blown glass, in sheets, whether or not having an absorbent, reflecting or non-reflecting layer, but not otherwise worked.	33,134

The Five Most Sophisticated & Domestically Exported Products From Each Sector Included in the Relaxing Rules of Origin			
HS 2-digits Code	HS 4-digits Code	Product	Sophistication
	7017	Laboratory, hygienic or pharmaceutical glassware, whether or not graduated or calibrated.	22,714
71	Natural or cultured pearls, precious or semi-precious stones, precious metals, metals clad with precious metal and articles thereof; imitation jewellery; coin		
	7105	Dust and powder of natural or synthetic precious or semi-precious stones.	33,868
	7112	Waste and scrap of precious metal or of metal clad with precious metal; other waste and scrap containing precious metal or precious metal compounds, of a kind used principally for the recovery of precious metal.	8,433
	7113	Articles of jewellery and parts thereof, of precious metal or of metal clad with precious metal.	12,848
	7117	Imitation jewellery.	9,943
73	Articles of iron or steel		
74	Copper and articles thereof		
76	Aluminum and articles thereof		
	7605	Aluminium wire.	31,437
78	Lead and articles thereof		
80	Tin and articles thereof		
82	Tools, implements, cutlery, spoons and forks, of base metal; parts thereof of base metal		

**The Five Most Sophisticated & Domestically Exported Products From Each Sector Included in the Relaxing Rules of Origin**

HS 2-digits Code	HS 4-digits Code	Product	Sophistication
83	Miscellaneous articles of base metal		
84	Nuclear reactors, boilers, machinery and mechanical appliances; parts thereof		
	8439	Machinery for making pulp of fibrous cellulosic material or for making or finishing paper or paperboard.	39,368
	8444	Machines for extruding, drawing, texturing or cutting man-made textile materials.	30,600
	8460	Machine-tools for deburring, sharpening, grinding, honing, lapping, polishing or otherwise finishing metal or cermets by means of grinding stones, abrasives or polishing products, other than gear cutting, gear grinding or gear finishing machines of heading	35,605
	8461	Machine-tools for planing, shaping, slotting, broaching, gear cutting, gear grinding or gear finishing, sawing, cutting-off and other machine-tools working by removing metal or cermets, not elsewhere specified or included.	30,861
85	Electrical machinery and equipment and parts thereof; sound recorders and reproducers, television image and sound recorders and reproducers and parts and accessories of such articles		

**The Five Most Sophisticated & Domestically Exported Products From Each Sector Included in the Relaxing Rules of Origin**

HS 2-digits Code	HS 4-digits Code	Product	Sophistication
	8545	Carbon electrodes, carbon brushes, lamp carbons, battery carbons and other articles of graphite or other carbon, with or without metal, of a kind used for electrical purposes.	30,787
86	Railway or tramway locomotives, rolling-stock and parts thereof; railway or tramway track fixtures and fittings; and parts thereof; mechanical(including electro- mechanical),traffic signaling equipment of all kinds		
87	Vehicles other than railway or tramway rolling-stock, and parts and accessories thereof		
	8703	Motor cars and other motor vehicles principally designed for the transport of persons (other than those of heading 87.02), including station wagons and racing cars.	17,980
	8707	Bodies (including cabs), for the motor vehicles of headings 87.01 to 87.05.	15,824
	8708	Parts and accessories of the motor vehicles of headings 87.01 to 87.05.	17,628



### The Five Most Sophisticated & Domestically Exported Products From Each Sector Included in the Relaxing Rules of Origin

HS 2-digits Code	HS 4-digits Code	Product	Sophistication
	8709	Works trucks, self-propelled, not fitted with lifting or handling equipment, of the type used in factories, warehouses, dock areas or airports for short distance transport of goods; tractors of the type used on railway station platforms; parts of the fore	14,832
	8715	Baby carriages and parts thereof.	21,439
90	<b>Optical, photographic, cinematographic, measuring, checking precision, medical or surgical instruments and apparatus; parts and accessories thereof</b>		
	9001	Optical fibres and optical fibre bundles; optical fibre cables other than those of heading 85.44; sheets and plates of polarising material; lenses (including contact lenses), prisms, mirrors and other optical elements, of any material, unmounted, other th	25,078
	9013	Liquid crystal devices not constituting articles provided for more specifically in other headings; lasers, other than laser diodes; other optical appliances and instruments, not specified or included elsewhere in this Chapter.	22,954
	9017	Drawing, marking-out or mathematical calculating instruments (for example, drafting machines, pantographs, protractors, drawing sets, slide rules, disc calculators); instruments for measuring length, for use in the hand	21,431
	9023	Instruments, apparatus and models, designed for demonstrational purposes (for example, in education or exhibitions), unsuitable for other uses.	29,301

The Five Most Sophisticated & Domestically Exported Products From Each Sector Included in the Relaxing Rules of Origin			
HS 2-digits Code	HS 4-digits Code	Product	Sophistication
	9030	Oscilloscopes, spectrum analysers and other instruments and apparatus for measuring or checking electrical quantities, excluding meters of heading 90.28; instruments and apparatus for measuring or detecting alpha, beta, gamma, X-ray, cosmic or other ionis	23,023
91	Clocks and watches and parts thereof		
94	Furniture, bedding, mattresses, mattress supports, cushions and similar stuffed furnishing, lamps and lighting fittings, not elsewhere specified or included; illuminated signs, illuminated name-plates and the like; prefabricated buildings		
	9402	Medical, surgical, dental or veterinary furniture (for example, operating tables, examination tables, hospital beds with mechanical fittings, dentists' chairs); barbers' chairs and similar chairs, having rotating as well as both reclining and elevating mo	21,686
	9406	Prefabricated buildings.	15,712
95	Toys, games and sports requisites, parts and accessories thereof		
	9504	Articles for funfair, table or parlour games, including pintables, billiards, special tables for casino games and automatic bowling alley equipment.	22,235

**The Five Most Sophisticated & Domestically Exported Products From Each Sector Included in the Relaxing Rules of Origin**

HS 2-digits Code	HS 4-digits Code	Product	Sophistication
96		<b>Miscellaneous manufactured articles</b>	
	9608	Ball point pens; felt tipped and other porous-tipped pens and markers; fountain pens, stylograph pens and other pens; duplicating stylos; propelling or sliding pencils; pen-holders, pencil-holders and similar holders; parts (including caps and clips)	15,651
	9610	Slates and boards, with writing or drawing surfaces, whether or not framed.	19,408



منتدى الاستراتيجيات الأردني  
JORDAN STRATEGY FORUM

## **ANNEX ONE**

# **Jordanian Domestic Exports according to their Level of Sophistication**

Jordanian Domestic Exports (2014)				
HS Code	Name	Domestic Exports value USD	Imports USD	Sophistication
8439	Machinery for making pulp of fibrous cellulosic material or for making or finishing paper or paperboard.	499,845	3,768,085	39368
7218	Stainless steel in ingots or other primary forms; semi-finished products of stainless steel.	17,539	34,387	37597
2922	Oxygen-function amino-compounds.	5,499	6,322,647	35701
8460	Machine-tools for deburring, sharpening, grinding, honing, lapping, polishing or otherwise finishing metal or cermets by means of grinding stones, abrasives or polishing products, other than gear cutting, gear grinding or gear finishing machines of headin	8,460	312,326	35605
7105	Dust and powder of natural or synthetic precious or semi-precious stones.	106,382	44,251	33868
7004	Drawn glass and blown glass, in sheets, whether or not having an absorbent, reflecting or non-reflecting layer, but not otherwise worked.	2,049,094	186,643	33134
2901	Acyclic hydrocarbons.	121,880	598,817	32979
7205	Granules and powders, of pig iron, spiegeleisen, iron or steel.	141,489	365,472	32438
7220	Flat-rolled products of stainless steel, of a width of less than 600 mm.	799,574	835,016	32336
3002	Human blood; animal blood prepared for therapeutic, prophylactic or diagnostic uses; antisera and other blood fractions and modified immunological products, whether or not obtained by means of biotechnological processes; vaccines, toxins, cultures of micr	10,648,186	48,602,861	32241
7219	Flat-rolled products of stainless steel, of a width of 600 mm or more.	256,982	9,188,715	32162
101	Live horses, asses, mules and hinnies.	163,124	426,299	31733
7605	Aluminium wire.	47,886	10,666,458	31437

Jordanian Domestic Exports (2014)				
HS Code	Name	Domestic Exports value USD	Imports USD	Sophistication
3914	Ion-exchangers based on polymers of headings 39.01 to 39.13, in primary forms.	5,199	395,889	31382
4810	Paper and paperboard, coated on one or both sides with kaolin (China clay) or other inorganic substances, with or without a binder, and with no other coating, whether or not surface-coloured, surface-decorated or printed, in rolls or rectangular (includin	3,373,624	49,959,807	31129
2829	Chlorates and perchlorates; bromates and perbromates; iodates and periodates.	18,017	1,012,194	30989
8461	Machine-tools for planing, shaping, slotting, broaching, gear cutting, gear grinding or gear finishing, sawing, cutting-off and other machine-tools working by removing metal or cermets, not elsewhere specified or included.	20,022	560,787	30861
8545	Carbon electrodes, carbon brushes, lamp carbons, battery carbons and other articles of graphite or other carbon, with or without metal, of a kind used for electrical purposes.	172,501	2,138,691	30787
8444	Machines for extruding, drawing, texturing or cutting man-made textile materials.	9,673	874,519	30600
8457	Machining centres, unit construction machines (single station) and multi-station transfer machines, for working metal.	13,604	3,845,652	30536
8202	Hand saws; blades for saws of all kinds (including slitting, slotting or toothless saw blades).	16,215	1,719,031	30534
4301	Raw furskins (including heads, tails, paws and other pieces or cuttings, suitable for furriers' use), other than raw hides and skins of heading 41.01, 41.02 or 41.03.	151,505	0	30480
6805	Natural or artificial abrasive powder or grain, on a base of textile material, of paper, of paperboard or of other materials, whether or not cut to shape or sewn or otherwise made up.	575,982	4,200,397	30258

Jordanian Domestic Exports (2014)				
HS Code	Name	Domestic Exports value USD	Imports USD	Sophistication
4802	Uncoated paper and paperboard, of a kind used for writing, printing or other graphic purposes, and non perforated punch-cards and punch tape paper, in rolls or rectangular (including square) sheets, of any size, other than paper of heading 48.01 or 48.03;	256,572	43,973,202	29668
8463	Other machine-tools for working metal or cermets, without removing material.	10,568	1,759,841	29622
3810	Pickling preparations for metal surfaces; fluxes and other auxiliary preparations for soldering, brazing or welding; soldering, brazing or welding powders and pastes consisting of metal and other materials; preparations of a kind used as cores or coatings	41,909	1,291,577	29590
9023	Instruments, apparatus and models, designed for demonstrational purposes (for example, in education or exhibitions), unsuitable for other uses.	65,772	4,743,191	29301
8441	Other machinery for making up paper pulp, paper or paperboard, including cutting machines of all kinds.	1,944,645	21,517,147	28981
3404	Artificial waxes and prepared waxes.	29,611	613,081	28922
8514	Industrial or laboratory electric furnaces and ovens (including those functioning by induction or dielectric loss); other industrial or laboratory equipment for the heat treatment of materials by induction or dielectric loss.	219,658	2,762,207	28904
3302	Mixtures of odoriferous substances and mixtures (including alcoholic solutions) with a basis of one or more of these substances, of a kind used as raw materials in industry; other preparations based on odoriferous substances, of a kind used for the manufa	1,324,818	27,512,811	28849
405	Butter and other fats and oils derived from milk; dairy spreads.	83,954	17,718,902	28774

Jordanian Domestic Exports (2014)				
HS Code	Name	Domestic Exports value USD	Imports USD	Sophistication
8423	Weighing machinery (excluding balances of a sensitivity of 5 cg or better), including weight operated counting or checking machines; weighing machine weights of all kinds.	3,525	2,867,046	28644
8448	Auxiliary machinery for use with machines of heading 84.44, 84.45, 84.46 or 84.47 (for example, dobbies, Jacquards, automatic stop motions, shuttle changing mechanisms); parts and accessories suitable for use solely or principally with the machines of thi	10,011	1,083,018	27905
208	Other meat and edible meat offal, fresh, chilled or frozen.	41,814	69,469	27773
3006	Pharmaceutical goods specified in Note 4 to this Chapter.	378,073	13,174,503	27678
8438	Machinery, not specified or included elsewhere in this Chapter, for the industrial preparation or manufacture of food or drink, other than machinery for the extraction or preparation of animal or fixed vegetable fats or oils.	397,431	37,515,123	27594
8479	Machines and mechanical appliances having individual functions, not specified or included elsewhere in this Chapter.	1,883,613	58,006,599	26855
8502	Electric generating sets and rotary converters.	999,690	11,615,380	26787
2902	Cyclic hydrocarbons.	14,100	11,946,470	26756
1214	Swedes, mangolds, fodder roots, hay, lucerne (alfalfa), clover, sainfoin, forage kale, lupines, vetches and similar forage products, whether or not in the form of pellets.	4,230	14,176,969	26542
3206	Other colouring matter; preparations as specified in Note 3 to this Chapter, other than those of heading 32.03, 32.04 or 32.05; inorganic products of a kind used as luminophores, whether or not chemically defined.	782,265	22,672,412	26445



Jordanian Domestic Exports (2014)				
HS Code	Name	Domestic Exports value USD	Imports USD	Sophistication
404	Whey, whether or not concentrated or containing added sugar or other sweetening matter; products consisting of natural milk constituents, whether or not containing added sugar or other sweetening matter, not elsewhere specified or included.	3,695,558	5,146,541	26437
8420	Calendering or other rolling machines, other than for metals or glass, and cylinders therefor.	1,901	149,585	26183
4805	Other uncoated paper and paperboard, in rolls or sheets, not further worked or processed than as specified in Note 3 to this Chapter.	20,993	32,293,337	25990
2921	Amine-function compounds.	41,702	491,736	25989
5904	Linoleum, whether or not cut to shape; floor coverings consisting of a coating or covering applied on a textile backing, whether or not cut to shape.	32,422	9,654	25957
8208	Knives and cutting blades, for machines or for mechanical appliances.	7,332	1,470,726	25933
3822	Diagnostic or laboratory reagents on a backing, prepared diagnostic or laboratory reagents whether or not on a backing, other than those of heading 30.02 or 30.06; certified reference materials.	103,849	37,181,315	25681
3403	Lubricating preparations (including cutting-oil preparations, bolt or nut release preparations, anti-rust or anti-corrosion preparations and mould release preparations, based on lubricants) and preparations of a kind used for the oil or grease treatment o	29,229	13,899,136	25522
8443	Printing machinery used for printing by means of plates, cylinders and other printing components of heading 84.42; other printers, copying machines and facsimile machines, whether or not combined; parts and accessories thereof.	22,224	41,309,386	25393

Jordanian Domestic Exports (2014)				
HS Code	Name	Domestic Exports value USD	Imports USD	Sophistication
8419	Machinery, plant or laboratory equipment, whether or not electrically heated (excluding furnaces, ovens and other equipment of heading 85.14), for the treatment of materials by a process involving a change of temperature such as heating, cooking, roasting	579,860	34,585,583	25333
5907	Textile fabrics otherwise impregnated, coated or covered; painted canvas being theatrical scenery, studio back-cloths or the like.	28,162	28,672	25143
9001	Optical fibres and optical fibre bundles; optical fibre cables other than those of heading 85.44; sheets and plates of polarising material; lenses (including contact lenses), prisms, mirrors and other optical elements, of any material, unmounted, other th	5,763	4,426,445	25078
7302	Railway or tramway track construction material of iron or steel, the following : rails, check-rails and rack rails, switch blades, crossing frogs, point rods and other crossing pieces, sleepers (cross-ties), fish-plates, chairs, chair wedges, sole plates	96,593	2,982,586	25037
6815	Articles of stone or of other mineral substances (including carbon fibres, articles of carbon fibres and articles of peat), not elsewhere specified or included.	109,918	494,291	25008
8104	Magnesium and articles thereof, including waste and scrap.	25,200	18,076	24985
8477	Machinery for working rubber or plastics or for the manufacture of products from these materials, not specified or included elsewhere in this Chapter.	498,786	26,630,663	24880

Jordanian Domestic Exports (2014)				
HS Code	Name	Domestic Exports value USD	Imports USD	Sophistication
8437	Machines for cleaning, sorting or grading seed, grain or dried leguminous vegetables; machinery used in the milling industry or for the working of cereals or dried leguminous vegetables, other than farm-type machinery.	441,175	4,904,736	24792
8211	Knives with cutting blades, serrated or not (including pruning knives), other than knives of heading 82.08, and blades therefor.	19,557	375,107	24737
8442	Machinery, apparatus and equipment (other than the machine-tools of headings 84.56 to 84.65) for preparing or making plates, cylinders or other printing components; plates, cylinders and other printing components; plates, cylinders and lithographic stones	25,635	1,539,060	24643
3004	Medicaments (excluding goods of heading 30.02, 30.05 or 30.06) consisting of mixed or unmixed products for therapeutic or prophylactic uses, put up in measured doses (including those in the form of transdermal administration systems) or in forms or packin	335,589,983	405,351,758	24632
3901	Polymers of ethylene, in primary forms.	17,329,250	257,005,421	24468
3801	Artificial graphite; colloidal or semi-colloidal graphite; preparations based on graphite or other carbon in the form of pastes, blocks, plates or other semi-manufactures.	109,637	83,328	24393
3703	Photographic paper, paperboard and textiles, sensitised, unexposed.	62,920	786,178	24347
3909	Amino-resins, phenolic resins and polyurethanes, in primary forms.	145,615	5,042,710	24295
2503	Sulphur of all kinds, other than sublimed sulphur, precipitated sulphur and colloidal sulphur.	3,877,727	10,790,778	24233
8108	Titanium and articles thereof, including waste and scrap.	66,302	20,523	24189
7315	Chain and parts thereof, of iron or steel.	140,987	1,369,721	24041

Jordanian Domestic Exports (2014)				
HS Code	Name	Domestic Exports value USD	Imports USD	Sophistication
1901	Malt extract; food preparations of flour, groats, meal, starch or malt extract, not containing cocoa or containing less than 40 % by weight of cocoa calculated on a totally defatted basis, not elsewhere specified or included; food preparations of goods of	10,909,487	60,296,519	23775
6803	Worked slate and articles of slate or of agglomerated slate.	190,019	3,693	23767
3504	Peptones and their derivatives; other protein substances and their derivatives, not elsewhere specified or included; hide powder, whether or not chromed.	5,998	1,078,510	23595
210	Meat and edible meat offal, salted, in brine, dried or smoked; edible flours and meals of meat or meat offal.	8,518	192,739	23572
8483	Transmission shafts (including cam shafts and crank shafts) and cranks; bearing housings and plain shaft bearings; gears and gearing; ball or roller screws; gear boxes and other speed changers, including torque converters; flywheels and pulleys, including	34,277	10,291,670	23560
206	Edible offal of bovine animals, swine, sheep, goats, horses, asses, mules or hinnies, fresh, chilled or frozen.	22,653	5,429,635	23410
8535	Electrical apparatus for switching or protecting electrical circuits, or for making connections to or in electrical circuits (for example, switches, fuses, lightning arresters, voltage limiters, surge suppressors, plugs and other connectors, junction boxe	329,362	8,285,690	23360
8207	Interchangeable tools for hand tools, whether or not power-operated, or for machine-tools (for example, for pressing, stamping, punching, tapping, threading, drilling, boring, broaching, milling, turning or screw driving), including dies for drawing or ex	220,717	5,411,794	23281

Jordanian Domestic Exports (2014)				
HS Code	Name	Domestic Exports value USD	Imports USD	Sophistication
7212	Flat-rolled products of iron or non-alloy steel, of a width of less than 600 mm, clad, plated or coated.	243,056	2,200,976	23184
9030	Oscilloscopes, spectrum analysers and other instruments and apparatus for measuring or checking electrical quantities, excluding meters of heading 90.28; instruments and apparatus for measuring or detecting alpha, beta, gamma, X-ray, cosmic or other ionis	79,675	5,680,663	23023
9013	Liquid crystal devices not constituting articles provided for more specifically in other headings; lasers, other than laser diodes; other optical appliances and instruments, not specified or included elsewhere in this Chapter.	34,755	519,053	22954
2004	Other vegetables prepared or preserved otherwise than by vinegar or acetic acid, frozen, other than products of heading 20.06.	73,602	30,145,361	22875
406	Cheese and curd.	27,184,727	122,986,608	22853
7228	Other bars and rods of other alloy steel; angles, shapes and sections, of other alloy steel; hollow drill bars and rods, of alloy or non-alloy steel.	46,696	3,269,958	22848
7017	Laboratory, hygienic or pharmaceutical glassware, whether or not graduated or calibrated.	63,079	747,576	22714
8203	Files, rasps, pliers (including cutting pliers), pincers, tweezers, metal cutting shears, pipe-cutters, bolt croppers, perforating punches and similar hand tools.	17,994	708,361	22571
4502	Natural cork, debarked or roughly squared, or in rectangular (including square) blocks, plates, sheets or strip (including sharp-edged blanks for corks or stoppers).	69,421	0	22545

Jordanian Domestic Exports (2014)				
HS Code	Name	Domestic Exports value USD	Imports USD	Sophistication
9504	Articles for funfair, table or parlour games, including pintables, billiards, special tables for casino games and automatic bowling alley equipment.	5,560	20,064,644	22235
3919	Self-adhesive plates, sheets, film, foil, tape, strip and other flat shapes, of plastics, whether or not in rolls.	930,803	19,378,682	22219
2509	Chalk.	11,197	20,666	22209
8462	Machine-tools (including presses) for working metal by forging, hammering or die-stamping; machine-tools (including presses) for working metal by bending, folding, straightening, flattening, shearing, punching or notching; presses for working metal or met	131,688	6,440,172	22095
7606	Aluminium plates, sheets and strip, of a thickness exceeding 0.2 mm.	817,604	77,477,453	22086
3902	Polymers of propylene or of other olefins, in primary forms.	92,561	84,706,176	22083
8425	Pulley tackle and hoists other than skip hoists; winches and capstans; jacks.	822,670	8,226,859	22030
8413	Pumps for liquids, whether or not fitted with a measuring device; liquid elevators.	44,629	53,154,166	22014
4804	Uncoated kraft paper and paperboard, in rolls or sheets, other than that of heading 48.02 or 48.03.	1,676,260	28,871,900	21966
3816	Refractory cements, mortars, concretes and similar compositions, other than products of heading 38.01.	819,768	3,487,029	21875
8481	Taps, cocks, valves and similar appliances for pipes, boiler shells, tanks, vats or the like, including pressure-reducing valves and thermostatically controlled valves.	522,010	62,373,994	21746
8411	Turbo-jets, turbo-propellers and other gas turbines.	11,590	52,565,260	21740

Jordanian Domestic Exports (2014)				
HS Code	Name	Domestic Exports value USD	Imports USD	Sophistication
3207	Prepared pigments, prepared opacifiers and prepared colours, vitrifiable enamels and glazes, engobes (slips), liquid lustres and similar preparations, of a kind used in the ceramic, enamelling or glass industry; glass frit and other glass, in the form of	16,175,153	1,406,044	21730
9402	Medical, surgical, dental or veterinary furniture (for example, operating tables, examination tables, hospital beds with mechanical fittings, dentists' chairs); barbers' chairs and similar chairs, having rotating as well as both reclining and elevating mo	231,323	10,681,967	21686
6804	Millstones, grindstones, grinding wheels and the like, without frameworks, for grinding, sharpening, polishing, trueing or cutting, hand sharpening or polishing stones, and parts thereof, of natural stone, of agglomerated natural or artificial abrasives,	135,490	3,031,228	21490
8715	Baby carriages and parts thereof.	20,840	2,674,993	21439
9017	Drawing, marking-out or mathematical calculating instruments (for example, drafting machines, pantographs, protractors, drawing sets, slide rules, disc calculators); instruments for measuring length, for use in the hand (for example, measuring rods and ta	51,860	2,235,878	21431
3904	Polymers of vinyl chloride or of other halogenated olefins, in primary forms.	718,826	58,454,494	21187
6807	Articles of asphalt or of similar material (for example, petroleum bitumen or coal tar pitch).	4,440,314	647,951	21118
408	Birds' eggs, not in shell, and egg yolks, fresh, dried, cooked by steaming or by boiling in water, moulded, frozen or otherwise preserved, whether or not containing added sugar or other sweetening matter.	108,295	7,147,588	21073

Jordanian Domestic Exports (2014)				
HS Code	Name	Domestic Exports value USD	Imports USD	Sophistication
4811	Paper, paperboard, cellulose wadding and webs of cellulose fibres, coated, impregnated, covered, surface-coloured, surface-decorated or printed, in rolls or rectangular (including square) sheets, of any size, other than goods of the kind described in head	4,486,517	30,018,975	21005
2827	Chlorides, chloride oxides and chloride hydroxides; bromides and bromide oxides; iodides and iodide oxides.	46,527,896	761,449	20917
8451	Machinery (other than machines of heading 84.50) for washing, cleaning, wringing, drying, ironing, pressing (including fusing presses), bleaching, dyeing, dressing, finishing, coating or impregnating textile yarns, fabrics or made up textile articles and	86,185	9,701,411	20757
9032	Automatic regulating or controlling instruments and apparatus.	70,348	10,378,237	20740
8432	Agricultural, horticultural or forestry machinery for soil preparation or cultivation; lawn or sports-ground rollers.	334,073	659,375	20640
7222	Other bars and rods of stainless steel; angles, shapes and sections of stainless steel.	14,657	1,083,867	20639
4504	Agglomerated cork (with or without a binding substance) and articles of agglomerated cork.	11,181	40,600	20612
8538	Parts suitable for use solely or principally with the apparatus of heading 85.35, 85.36 or 85.37.	2,613,594	11,259,497	20570
3921	Other plates, sheets, film, foil and strip, of plastics.	25,715,105	33,394,467	20511
5906	Rubberised textile fabrics, other than those of heading 59.02.	794,920	182,627	20466
8310	Sign-plates, name-plates, address-plates and similar plates, numbers, letters and other symbols, of base metal, excluding those of heading 94.05.	11,349	370,386	20464



Jordanian Domestic Exports (2014)				
HS Code	Name	Domestic Exports value USD	Imports USD	Sophistication
7415	Nails, tacks, drawing pins, staples (other than those of heading 83.05) and similar articles, of copper or of iron or steel with heads of copper; screws, bolts, nuts, screw hooks, rivets, cotters, cotter-pins, washers (including spring washers) and simila	11,996	630,104	20398
4902	Newspapers, journals and periodicals, whether or not illustrated or containing advertising material.	45,069	167,990	20369
4909	Printed or illustrated postcards; printed cards bearing personal greetings, messages or announcements, whether or not illustrated, with or without envelopes or trimmings.	451.2	118,980	20354
3407	Modelling pastes, including those put up for children's amusement; preparations known as \dental wax\" or as \dental impression compounds\", put up in sets, in packings for retail sale or in plates, horseshoe shapes, sticks or similar forms; other preparati"	294,720	470,769	20339
2804	Hydrogen, rare gases and other non-metals.	904,944	6,949,759	20337
2806	Hydrogen chloride (hydrochloric acid); chlorosulphuric acid.	1,165,430	127,078	20118
6909	Ceramic wares for laboratory, chemical or other technical uses; ceramic troughs, tubs and similar receptacles of a kind used in agriculture; ceramic pots, jars and similar articles of a kind used for the conveyance or packing of goods.	102,965	648,153	20019
7019	Glass fibres (including glass wool) and articles thereof (for example, yarn, woven fabrics).	2,999	3,177,305	20017
3503	Gelatin (including gelatin in rectangular (including square) sheets, whether or not surface-worked or coloured) and gelatin derivatives; isinglass; other glues of animal origin, excluding casein glues of heading 35.01.	967,713	1,437,182	19901

Jordanian Domestic Exports (2014)				
HS Code	Name	Domestic Exports value USD	Imports USD	Sophistication
2917	Polycarboxylic acids, their anhydrides, halides, peroxides and peroxyacids; their halogenated, sulphonated, nitrated or nitrosated derivatives.	35,539	9,807,396	19872
8433	Harvesting or threshing machinery, including straw or fodder balers; grass or hay mowers; machines for cleaning, sorting or grading eggs, fruit or other agricultural produce, other than machinery of heading 84.37.	153,620	2,286,338	19856
5605	Metallised yarn, whether or not gimped, being textile yarn, or strip or the like of heading 54.04 or 54.05, combined with metal in the form of thread, strip or powder or covered with metal.	13,250	260,325	19842
8480	Moulding boxes for metal foundry; mould bases; moulding patterns; moulds for metal (other than ingot moulds), metal carbides, glass, mineral materials, rubber or plastics.	382,907	10,285,396	19787
8543	Electrical machines and apparatus, having individual functions, not specified or included elsewhere in this Chapter.	365,263	16,257,368	19784
7020	Other articles of glass.	4,200	1,594,310	19780
6806	Slag wool, rock wool and similar mineral wools; exfoliated vermiculite, expanded clays, foamed slag and similar expanded mineral materials; mixtures and articles of heat-insulating, sound-insulating or sound-absorbing mineral materials, other than those o	94,728	2,476,097	19779
3212	Pigments (including metallic powders and flakes) dispersed in non-aqueous media, in liquid or paste form, of a kind used in the manufacture of paints (including enamels); stamping foils; dyes and other colouring matter put up in forms or packings for reta	4,409,561	3,117,303	19720

Jordanian Domestic Exports (2014)				
HS Code	Name	Domestic Exports value USD	Imports USD	Sophistication
4807	Composite paper and paperboard (made by sticking flat layers of paper or paperboard together with an adhesive), not surface-coated or impregnated, whether or not internally reinforced, in rolls or sheets.	85,658	693,401	19670
7601	Unwrought aluminium.	5,739,033	32,519,441	19543
9610	Slates and boards, with writing or drawing surfaces, whether or not framed.	732,140	756,437	19408
3907	Polyacetals, other polyethers and epoxide resins, in primary forms; polycarbonates, alkyd resins, polyallyl esters and other polyesters, in primary forms.	5,050,365	85,927,391	19274
8547	Insulating fittings for electrical machines, appliances or equipment, being fittings wholly of insulating material apart from any minor components of metal (for example, threaded sockets) incorporated during moulding solely for purposes of assembly, other	564,185	330,326	19228
8304	Filing cabinets, card-index cabinets, paper trays, paper rests, pen trays, office-stamp stands and similar office or desk equipment, of base metal, other than office furniture of heading 94.03.	1,503,487	349,117	19195
3824	Prepared binders for foundry moulds or cores; chemical products and preparations of the chemical or allied industries (including those consisting of mixtures of natural products), not elsewhere specified or included.	15,312,734	38,002,180	18957
4418	Builders' joinery and carpentry of wood, including cellular wood panels, assembled flooring panels, shingles and shakes.	5,123,462	4,274,480	18884

Jordanian Domestic Exports (2014)				
HS Code	Name	Domestic Exports value USD	Imports USD	Sophistication
7322	Radiators for central heating, not electrically heated, and parts thereof, of iron or steel; air heaters and hot air distributors (including distributors which can also distribute fresh or conditioned air), not electrically heated, incorporating a motor-d	216,773	4,754,191	18865
7307	Tube or pipe fittings (for example, couplings, elbows, sleeves), of iron or steel.	20,798	16,349,318	18771
8509	Electro-mechanical domestic appliances, with self-contained electric motor, other than vacuum cleaners of heading 85.08.	8,533	5,756,854	18765
3906	Acrylic polymers in primary forms.	133,863	18,246,617	18719
4911	Other printed matter, including printed pictures and photographs.	2,243,419	16,585,552	18714
8210	Hand-operated mechanical appliances, weighing 10 kg or less, used in the preparation, conditioning or serving of food or drink.	115,599	123,526	18681
7303	Tubes, pipes and hollow profiles, of cast iron.	6,505,378	23,338,123	18602
4823	Other paper, paperboard, cellulose wadding and webs of cellulose fibres, cut to size or shape; other articles of paper pulp, paper, paperboard, cellulose wadding or webs of cellulose fibres.	1,237,754	10,549,909	18465
7411	Copper tubes and pipes.	1150.56	12,244,540	18444
8468	Machinery and apparatus for soldering, brazing or welding, whether or not capable of cutting, other than those of heading 85.15; gas-operated surface tempering machines and appliances.	25,126	1,657,346	18433
4411	Fibreboard of wood or other ligneous materials, whether or not bonded with resins or other organic substances.	246,888	29,363,941	18356
8402	Steam or other vapour generating boilers (other than central heating hot water boilers capable also of producing low pressure steam); super-heated water boilers.	161,501	31,644,356	18343

Jordanian Domestic Exports (2014)				
HS Code	Name	Domestic Exports value USD	Imports USD	Sophistication
8424	Mechanical appliances (whether or not hand-operated) for projecting, dispersing or spraying liquids or powders; fire extinguishers, whether or not charged; spray guns and similar appliances; steam or sand blasting machines and similar jet projecting machi	8,796,419	13,347,202	18271
7304	Tubes, pipes and hollow profiles, seamless, of iron (other than cast iron) or steel.	4,720,993	14,575,673	18262
3506	Prepared glues and other prepared adhesives, not elsewhere specified or included; products suitable for use as glues or adhesives, put up for retail sale as glues or adhesives, not exceeding a net weight of 1 kg.	7,671,439	14,723,166	18257
7614	Stranded wire, cables, plaited bands and the like, of aluminium, not electrically insulated.	379,984	90,530	18204
7008	Multiple-walled insulating units of glass.	159,574	702,551	18129
7503	Nickel waste and scrap.	189,439	0	18114
3204	Synthetic organic colouring matter, whether or not chemically defined; preparations as specified in Note 3 to this Chapter based on synthetic organic colouring matter; synthetic organic products of a kind used as fluorescent brightening agents or as lumin	341,334	7,072,800	18070
7326	Other articles of iron or steel.	13,972,790	29,943,579	17993
8703	Motor cars and other motor vehicles principally designed for the transport of persons (other than those of heading 87.02), including station wagons and racing cars.	69,978	976,398,735	17980
3303	Perfumes and toilet waters.	1,319,234	11,892,800	17926
2620	Slag, ash and residues (other than from the manufacture of iron or steel) containing metals, arsenic or their compounds.	433,458	12,924	17803
3820	Anti-freezing preparations and prepared de-icing fluids.	10,740	933,857	17756

Jordanian Domestic Exports (2014)				
HS Code	Name	Domestic Exports value USD	Imports USD	Sophistication
3214	Glaziers' putty, grafting putty, resin cements, caulking compounds and other mastics; painters' fillings; non-refractory surfacing preparations for façades, indoor walls, floors, ceilings or the like.	20,821,708	11,342,746	17753
7607	Aluminium foil (whether or not printed or backed with paper, paperboard, plastics or similar backing materials) of a thickness (excluding any backing) not exceeding 0.2 mm.	275,900	16,984,330	17727
3005	Wadding, gauze, bandages and similar articles (for example, dressings, adhesive plasters, poultices), impregnated or coated with pharmaceutical substances or put up in forms or packings for retail sale for medical, surgical, dental or veterinary purposes.	43,322	10,503,701	17715
201	Meat of bovine animals, fresh or chilled.	492,792	80,982,261	17689
8708	Parts and accessories of the motor vehicles of headings 87.01 to 87.05.	9,895,191	107,045,497	17628
7616	Other articles of aluminium.	2,293,740	10,603,891	17583
8482	Ball or roller bearings.	11,590	7,569,481	17509
7203	Ferrous products obtained by direct reduction of iron ore and other spongy ferrous products, in lumps, pellets or similar forms; iron having a minimum purity by weight of 99.94 %, in lumps, pellets or similar forms.	214,247	36,327	17487
7007	Safety glass, consisting of toughened (tempered) or laminated glass.	321,610	4,014,359	17464
8309	Stoppers, caps and lids (including crown corks, screw caps and pouring stoppers), capsules for bottles, threaded bungs, bung covers, seals and other packing accessories, of base metal.	2,093,192	48,137,311	17434
7211	Flat-rolled products of iron or non-alloy steel, of a width of less than 600 mm, not clad, plated or coated.	20,133	10,192,669	17290

Jordanian Domestic Exports (2014)				
HS Code	Name	Domestic Exports value USD	Imports USD	Sophistication
3211	Prepared driers.	55,819	642,548	17275
7324	Sanitary ware and parts thereof, of iron or steel.	1,003,796	5,546,619	17194
6903	Other refractory ceramic goods (for example, retorts, crucibles, muffles, nozzles, plugs, supports, cupels, tubes, pipes, sheaths and rods), other than those of siliceous fossil meals or of similar siliceous earths.	28,857	810,681	17187
2106	Food preparations not elsewhere specified or included.	71,107,927	163,270,502	17185
2826	Fluorides; fluorosilicates, fluoroaluminates and other complex fluorine salts.	7,080,807	0	17065
5903	Textile fabrics impregnated, coated, covered or laminated with plastics, other than those of heading 59.02.	1,465	6,441,340	17055
8511	Electrical ignition or starting equipment of a kind used for spark-ignition or compression-ignition internal combustion engines (for example, ignition magnetos, magneto-dynamos, ignition coils, sparking plugs and glow plugs, starter motors); generators (f	24,675	4,089,838	17048
2204	Wine of fresh grapes, including fortified wines; grape must other than that of heading 20.09.	104,038	1,975,065	16991
7003	Cast glass and rolled glass, in sheets or profiles, whether or not having an absorbent, reflecting or non-reflecting layer, but not otherwise worked.	207,944	493,754	16951
3304	Beauty or make-up preparations and preparations for the care of the skin (other than medicaments), including sunscreen or sun tan preparations; manicure or pedicure preparations.	22,095,134	34,120,885	16914

Jordanian Domestic Exports (2014)				
HS Code	Name	Domestic Exports value USD	Imports USD	Sophistication
1702	Other sugars, including chemically pure lactose, maltose, glucose and fructose, in solid form; sugar syrups not containing added flavouring or colouring matter; artificial honey, whether or not mixed with natural honey; caramel.	1,312,359	5,629,206	16911
7318	Screws, bolts, nuts, coach screws, screw hooks, rivets, cotters, cotter-pins, washers (including spring washers) and similar articles, of iron or steel.	2,421,135	11,199,090	16856
4016	Other articles of vulcanised rubber other than hard rubber.	131,616	5,402,206	16699
8467	Tools for working in the hand, pneumatic, hydraulic or with self-contained electric or non-electric motor.	595,990	10,924,882	16619
3307	Pre-shave, shaving or after-shave preparations, personal deodorants, bath preparations, depilatories and other perfumery, cosmetic or toilet preparations, not elsewhere specified or included; prepared room deodorisers, whether or not perfumed or having di	1,361,665	21,605,736	16538
7907	Other articles of zinc.	58,519	121,400	16515
2931	Other organo-inorganic compounds.	146,358	87,781,252	16511
3920	Other plates, sheets, film, foil and strip, of plastics, non-cellular and not reinforced, laminated, supported or similarly combined with other materials.	24,442,725	66,384,534	16419
8516	Electric instantaneous or storage water heaters and immersion heaters; electric space heating apparatus and soil heating apparatus; electro-thermic hair-dressing apparatus (for example, hair dryers, hair curlers, curling tong heaters) and hand dryers; ele	272,842	30,054,235	16412
2708	Pitch and pitch coke, obtained from coal tar or from other mineral tars.	43,167	7,436	16355



Jordanian Domestic Exports (2014)				
HS Code	Name	Domestic Exports value USD	Imports USD	Sophistication
8414	Air or vacuum pumps, air or other gas compressors and fans; ventilating or recycling hoods incorporating a fan, whether or not fitted with filters.	634,023	48,212,289	16352
7419	Other articles of copper.	593,704	5,077,925	16319
3808	Insecticides, rodenticides, fungicides, herbicides, anti-sprouting products and plant-growth regulators, disinfectants and similar products, put up in forms or packings for retail sale or as preparations or articles (for example, sulphur-treated bands, wi	35,695,374	30,995,910	16289
7412	Copper tube or pipe fittings (for example, couplings, elbows, sleeves).	30,663	9,656,111	16265
3208	Paints and varnishes (including enamels and lacquers) based on synthetic polymers or chemically modified natural polymers, dispersed or dissolved in a non-aqueous medium; solutions as defined in Note 4 to this Chapter.	12,532,307	12,619,712	16141
2811	Other inorganic acids and other inorganic oxygen compounds of non-metals.	5,960,953	3,910,323	16047
8303	Armoured or reinforced safes, strong-boxes and doors and safe deposit lockers for strong-rooms, cash or deed boxes and the like, of base metal.	160,335	1,571,513	15996
8416	Furnace burners for liquid fuel, for pulverised solid fuel or for gas; mechanical stokers, including their mechanical grates, mechanical ash dischargers and similar appliances.	16,999	3,726,008	15954
8302	Base metal mountings, fittings and similar articles suitable for furniture, doors, staircases, windows, blinds, coachwork, saddlery, trunks, chests, caskets or the like; base metal hat-racks, hat-pegs, brackets and similar fixtures; castors with mountings	1,668,170	22,453,060	15882
8707	Bodies (including cabs), for the motor vehicles of headings 87.01 to 87.05.	1,969,420	2,995,473	15824

Jordanian Domestic Exports (2014)				
HS Code	Name	Domestic Exports value USD	Imports USD	Sophistication
2841	Salts of oxometallic or peroxometallic acids.	73,290	241,894	15823
7305	Other tubes and pipes (for example, welded, riveted or similarly closed), having circular cross-sections, the external diameter of which exceeds 406.4 mm, of iron or steel.	70,039	218,723	15765
8415	Air conditioning machines, comprising a motor-driven fan and elements for changing the temperature and humidity, including those machines in which the humidity cannot be separately regulated.	60,895,748	46,226,701	15726
9406	Prefabricated buildings.	2,468,697	6,151,387	15712
3814	Organic composite solvents and thinners, not elsewhere specified or included; prepared paint or varnish removers.	347,355	6,227,539	15667
9608	Ball point pens; felt tipped and other porous-tipped pens and markers; fountain pens, stylograph pens and other pens; duplicating stylos; propelling or sliding pencils; pen-holders, pencil-holders and similar holders; parts (including caps and clips) of t	1,445	5,132,644	15651
6810	Articles of cement, of concrete or of artificial stone, whether or not reinforced.	2,032,908	2,868,828	15625
7508	Other articles of nickel.	2,465	75,122	15613
4910	Calendars of any kind, printed, including calendar blocks.	162,590	616,840	15609
7610	Aluminium structures (excluding prefabricated buildings of heading 94.06) and parts of structures (for example, bridges and bridge-sections, towers, lattice masts, roofs, roofing frameworks, doors and windows and their frames and thresholds for doors, bal	3,298,963	7,353,741	15585
6907	Unglazed ceramic flags and paving, hearth or wall tiles; unglazed ceramic mosaic cubes and the like, whether or not on a backing.	375,246	40,702,237	15579

Jordanian Domestic Exports (2014)				
HS Code	Name	Domestic Exports value USD	Imports USD	Sophistication
8426	Ships' derricks; cranes, including cable cranes; mobile lifting frames, straddle carriers and works trucks fitted with a crane.	61,758	3,972,800	15501
2808	Nitric acid; sulphonitric acids.	4,147,502	4,371,083	15493
407	Birds' eggs, in shell, fresh, preserved or cooked.	7,181,148	1,114,471	15468
1806	Chocolate and other food preparations containing cocoa.	5,634,476	62,705,035	15430
8537	Boards, panels, consoles, desks, cabinets and other bases, equipped with two or more apparatus of heading 85.35 or 85.36, for electric control or the distribution of electricity, including those incorporating instruments or apparatus of Chapter 90, and nu	5,297,727	31,415,095	15429
3926	Other articles of plastics and articles of other materials of headings 39.01 to 39.14.	15,956,966	45,328,688	15428
2942	Other organic compounds.	8,941,270	73,255,312	15311
3406	Candles, tapers and the like.	20,250	1,325,387	15301
3918	Floor coverings of plastics, whether or not self-adhesive, in rolls or in the form of tiles; wall or ceiling coverings of plastics, as defined in Note 9 to this Chapter.	15,095	2,906,279	15257
2507	Kaolin and other kaolinic clays, whether or not calcined.	58,358	2,745,235	15231
8452	Sewing machines, other than book-sewing machines of heading 84.40; furniture, bases and covers specially designed for sewing machines; sewing machine needles.	328,818	12,235,032	15186
7006	Glass of heading 70.03, 70.04 or 70.05, bent, edge-worked, engraved, drilled, enamelled or otherwise worked, but not framed or fitted with other materials.	49,021	449,808	15171
4410	Particle board, oriented strand board (OSB) and similar board (for example, waferboard) of wood or other ligneous materials, whether or not agglomerated with resins or other organic binding substances.	26,226	2,722,616	15163

Jordanian Domestic Exports (2014)				
HS Code	Name	Domestic Exports value USD	Imports USD	Sophistication
403	Buttermilk, curdled milk and cream, yogurt, kephir and other fermented or acidified milk and cream, whether or not concentrated or containing added sugar or other sweetening matter or flavoured or containing added fruit, nuts or cocoa.	1,806,743	18,126,909	15094
2936	Provitamins and vitamins, natural or reproduced by synthesis (including natural concentrates), derivatives thereof used primarily as vitamins, and intermixtures of the foregoing, whether or not in any solvent.	996,694	6,461,081	15086
8307	Flexible tubing of base metal, with or without fittings.	496,818	3,197,168	15073
8431	Parts suitable for use solely or principally with the machinery of headings 84.25 to 84.30.	964,702	29,824,599	15071
202	Meat of bovine animals, frozen.	8,521,359	65,571,834	15028
2904	Sulphonated, nitrated or nitrosated derivatives of hydrocarbons, whether or not halogenated.	676,662	3,485,661	14930
705	Lettuce ( <i>Lactuca sativa</i> ) and chicory ( <i>Cichorium</i> spp.), fresh or chilled.	13,112,963	48,793	14898
7413	Stranded wire, cables, plaited bands and the like, of copper, not electrically insulated.	1,108,597	297,234	14861
2002	Tomatoes prepared or preserved otherwise than by vinegar or acetic acid.	1,354,220	9,474,333	14850
8709	Works trucks, self-propelled, not fitted with lifting or handling equipment, of the type used in factories, warehouses, dock areas or airports for short distance transport of goods; tractors of the type used on railway station platforms; parts of the fore	125,652	89,328	14832
9018	Instruments and appliances used in medical, surgical, dental or veterinary sciences, including scintigraphic apparatus, other electro-medical apparatus and sight-testing instruments.	773,392	123,161,568	14688

Jordanian Domestic Exports (2014)				
HS Code	Name	Domestic Exports value USD	Imports USD	Sophistication
4808	Paper and paperboard, corrugated (with or without glued flat surface sheets), creped, crinkled, embossed or perforated, in rolls or sheets, other than paper of the kind described in heading 48.03.	203,013	3,050,160	14618
4817	Envelopes, letter cards, plain postcards and correspondence cards, of paper or paperboard; boxes, pouches, wallets and writing compendiums, of paper or paperboard, containing an assortment of paper stationery.	95,919	1,058,600	14598
4004	Waste, parings and scrap of rubber (other than hard rubber) and powders and granules obtained therefrom.	287,911	270,843	14582
4009	Tubes, pipes and hoses, of vulcanised rubber other than hard rubber, with or without their fittings (for example, joints, elbows, flanges).	246,331	2,867,707	14538
8205	Hand tools (including glaziers' diamonds), not elsewhere specified or included; blow lamps; vices, clamps and the like, other than accessories for and parts of, machine tools; anvils; portable forges; hand or pedal-operated grinding wheels with frameworks	173,804	11,829,395	14488
2801	Fluorine, chlorine, bromine and iodine.	49,682,086	204,186	14482
4017	Hard rubber (for example, ebonite) in all forms, including waste and scrap; articles of hard rubber.	1030.71	215,987	14446
8450	Household or laundry-type washing machines, including machines which both wash and dry.	2,809,147	41,613,974	14406
2805	Alkali or alkaline-earth metals; rare-earth metals, scandium and yttrium, whether or not intermixed or interalloyed; mercury.	794,363	258,989	14383
2834	Nitrites; nitrates.	112,259,680	1,751,608	14342
207	Meat and edible offal, of the poultry of heading 01.05, fresh, chilled or frozen.	7,122,165	128,509,986	14339

Jordanian Domestic Exports (2014)				
HS Code	Name	Domestic Exports value USD	Imports USD	Sophistication
7310	Tanks, casks, drums, cans, boxes and similar containers, for any material (other than compressed or liquefied gas), of iron or steel, of a capacity not exceeding 300 l, whether or not lined or heat-insulated, but not fitted with mechanical or thermal equi	11,509,912	27,502,472	14337
401	Milk and cream, not concentrated nor containing added sugar or other sweetening matter.	160,441	17,129,825	14232
9405	Lamps and lighting fittings including searchlights and spotlights and parts thereof, not elsewhere specified or included; illuminated signs, illuminated name-plates and the like, having a permanently fixed light source, and parts thereof not elsewhere spe	64,316	51,129,622	14206
7208	Flat-rolled products of iron or non-alloy steel, of a width of 600 mm or more, hot-rolled, not clad, plated or coated.	220,444	129,868,710	14176
1518	Animal or vegetable fats and oils and their fractions, boiled, oxidised, dehydrated, sulphurised, blown, polymerised by heat in vacuum or in inert gas or otherwise chemically modified, excluding those of heading 15.16; inedible mixtures or preparations of	1,389,690	560,727	14165
2309	Preparations of a kind used in animal feeding.	27,578,079	29,708,646	14142
2833	Sulphates; alums; peroxosulphates (persulphates).	333,221	5,240,952	14122
4822	Bobbins, spools, cops and similar supports of paper pulp, paper or paperboard (whether or not perforated or hardened).	8,380,073	736,911	14117
7312	Stranded wire, ropes, cables, plaited bands, slings and the like, of iron or steel, not electrically insulated.	286,403	2,655,378	14110
7901	Unwrought zinc.	72,013	3,183,454	13969
9617	Vacuum flasks and other vacuum vessels, complete with cases; parts thereof other than glass inners.	8,601	1,152,777	13968

Jordanian Domestic Exports (2014)				
HS Code	Name	Domestic Exports value USD	Imports USD	Sophistication
8474	Machinery for sorting, screening, separating, washing, crushing, grinding, mixing or kneading earth, stone, ores or other mineral substances, in solid (including powder or paste) form; machinery for agglomerating, shaping or moulding solid mineral fuels,	1,830,757	14,017,222	13955
7612	Aluminium casks, drums, cans, boxes and similar containers (including rigid or collapsible tubular containers), for any material (other than compressed or liquefied gas), of a capacity not exceeding 300 l, whether or not lined or heat-insulated, but not f	99,114,616	19,544,009	13896
3305	Preparations for use on the hair.	1,765,749	64,847,062	13765
7013	Glassware of a kind used for table, kitchen, toilet, office, indoor decoration or similar purposes (other than that of heading 70.10 or 70.18).	4,081,796	21,536,647	13744
8504	Electrical transformers, static converters (for example, rectifiers) and inductors.	556,559	40,349,481	13716
6912	Ceramic tableware, kitchenware, other household articles and toilet articles, other than of porcelain or china.	155,981	1,119,443	13663
4114	Chamois (including combination chamois) leather; patent leather and patent laminated leather; metallised leather.	3,465,474	39,541	13580
1517	Margarine; edible mixtures or preparations of animal or vegetable fats or oils or of fractions of different fats or oils of this Chapter, other than edible fats or oils or their fractions of heading 15.16.	224,363	13,082,646	13567
5101	Wool, not carded or combed.	390,739	0	13517
4821	Paper or paperboard labels of all kinds, whether or not printed.	526,993	20,504,745	13509
3102	Mineral or chemical fertilisers, nitrogenous.	297,554,759	26,523,902	13486

Jordanian Domestic Exports (2014)				
HS Code	Name	Domestic Exports value USD	Imports USD	Sophistication
8536	Electrical apparatus for switching or protecting electrical circuits, or for making connections to or in electrical circuits (for example, switches, relays, fuses, surge suppressors, plugs, sockets, lamp-holders and other connectors, junction boxes), for	446,778	32,237,067	13473
8716	Trailers and semi-trailers; other vehicles, not mechanically propelled; parts thereof.	391,776	18,320,765	13383
8473	Parts and accessories (other than covers, carrying cases and the like) suitable for use solely or principally with machines of headings 84.69 to 84.72.	2,348,946	33,096,828	13363
8215	Spoons, forks, ladles, skimmers, cake-servers, fish-knives, butter-knives, sugar tongs and similar kitchen or tableware.	2,080	2,147,898	13325
3402	Organic surface-active agents (other than soap); surface-active preparations, washing preparations (including auxiliary washing preparations) and cleaning preparations, whether or not containing soap, other than those of heading 34.01.	111,347,496	95,018,463	13237
8421	Centrifuges, including centrifugal dryers; filtering or purifying machinery and apparatus, for liquids or gases.	1,367,077	53,041,534	13234
2105	Ice cream and other edible ice, whether or not containing cocoa.	12,412,023	4,445,414	13168
8301	Padlocks and locks (key, combination or electrically operated), of base metal; clasps and frames with clasps, incorporating locks, of base metal; keys for any of the foregoing articles, of base metal.	49,406	12,304,710	13111
4901	Printed books, brochures, leaflets and similar printed matter, whether or not in single sheets.	28,438,507	21,017,261	13105
1601	Sausages and similar products, of meat, meat offal or blood; food preparations based on these products.	29,762,414	3,237,062	13089



Jordanian Domestic Exports (2014)				
HS Code	Name	Domestic Exports value USD	Imports USD	Sophistication
8007	Other articles of tin.	353,439	150,040	13017
7321	Stoves, ranges, grates, cookers (including those with subsidiary boilers for central heating), barbecues, braziers, gas-rings, plate warmers and similar non-electric domestic appliances, and parts thereof, of iron or steel.	2,824,536	38,227,197	12997
7209	Flat-rolled products of iron or non-alloy steel, of a width of 600 mm or more, cold-rolled (cold-reduced), not clad, plated or coated.	5,694,781	27,471,808	12991
4412	Plywood, veneered panels and similar laminated wood.	2,737,206	72,028,845	12872
7113	Articles of jewellery and parts thereof, of precious metal or of metal clad with precious metal.	136,631,718	118,938,847	12848
3925	Builders' ware of plastics, not elsewhere specified or included.	18,813,364	6,604,257	12816
5402	Synthetic filament yarn (other than sewing thread), not put up for retail sale, including synthetic monofilament of less than 67 decitex.	1,762,376	16,611,430	12796
8201	Hand tools, the following : spades, shovels, mattocks, picks, hoes, forks and rakes; axes, bill hooks and similar hewing tools; secateurs and pruners of any kind; scythes, sickles, hay knives, hedge shears, timber wedges and other tools of a kind used in	272,819	1,064,594	12753
9615	Combs, hair-slides and the like; hairpins, curling pins, curling grips, hair-curlers and the like, other than those of heading 85.16, and parts thereof.	124,891	2,830,029	12724
8517	Telephone sets, including telephones for cellular networks or for other wireless networks; other apparatus for the transmission or reception of voice, images or other data, including apparatus for communication in a wired or wireless network (such as a lo	22,701	374,559,623	12692

Jordanian Domestic Exports (2014)				
HS Code	Name	Domestic Exports value USD	Imports USD	Sophistication
4107	Leather further prepared after tanning or crusting, including parchment-dressed leather, of bovine (including buffalo) or equine animals, without hair on, whether or not split, other than leather of heading 41.14.	348,201	460,646	12636
7306	Other tubes, pipes and hollow profiles (for example, open seam or welded, riveted or similarly closed), of iron or steel.	39,116,134	22,801,173	12632
7216	Angles, shapes and sections of iron or non-alloy steel.	24,007,467	32,960,232	12611
9609	Pencils (other than pencils of heading 96.08), crayons, pencil leads, pastels, drawing charcoals, writing or drawing chalks and tailors' chalks.	2,521,503	2,678,420	12595
7615	Table, kitchen or other household articles and parts thereof, of aluminium; pot scourers and scouring or polishing pads, gloves and the like, of aluminium; sanitary ware and parts thereof, of aluminium.	1,494,187	5,397,608	12573
504	Guts, bladders and stomachs of animals (other than fish), whole and pieces thereof, fresh, chilled, frozen, salted, in brine, dried or smoked.	819,878	299,625	12547
9603	Brooms, brushes (including brushes constituting parts of machines, appliances or vehicles), hand-operated mechanical floor sweepers, not motorised, mops and feather dusters; prepared knots and tufts for broom or brush making; paint pads and rollers; squee	5,623,441	7,903,082	12508
9403	Other furniture and parts thereof.	37,904,515	91,732,534	12495

Jordanian Domestic Exports (2014)				
HS Code	Name	Domestic Exports value USD	Imports USD	Sophistication
7309	Reservoirs, tanks, vats and similar containers for any material (other than compressed or liquefied gas), of iron or steel, of a capacity exceeding 300 l, whether or not lined or heat-insulated, but not fitted with mechanical or thermal equipment.	319,806	3,740,534	12469
3922	Baths, shower-baths, sinks, wash-basins, bidets, lavatory pans, seats and covers, flushing cisterns and similar sanitary ware, of plastics.	7,620	5,630,655	12375
5105	Wool and fine or coarse animal hair, carded or combed (including combed wool in fragments).	1,757,650	0	12370
4903	Children's picture, drawing or colouring books.	212,542	336,305	12349
1302	Vegetable saps and extracts; pectic substances, pectinates and pectates; agar-agar and other mucilages and thickeners, whether or not modified, derived from vegetable products.	4,499	2,197,340	12347
4010	Conveyor or transmission belts or belting, of vulcanised rubber.	98,725	6,504,158	12340
3823	Industrial monocarboxylic fatty acids; acid oils from refining; industrial fatty alcohols.	107,634	2,472,314	12276
4707	Recovered (waste and scrap) paper or paperboard.	5,550,055	3,347	12256
7314	Cloth (including endless bands), grill, netting and fencing, of iron or steel wire; expanded metal of iron or steel.	1,084,437	1,625,542	12186
5512	Woven fabrics of synthetic staple fibres, containing 85 % or more by weight of synthetic staple fibres.	7,498	2,172,091	12176
8428	Other lifting, handling, loading or unloading machinery (for example, lifts, escalators, conveyors, teleferics).	302,046	19,901,953	12166
7301	Sheet piling of iron or steel, whether or not drilled, punched or made from assembled elements; welded angles, shapes and sections, of iron or steel.	43,444	308,061	12158

Jordanian Domestic Exports (2014)				
HS Code	Name	Domestic Exports value USD	Imports USD	Sophistication
1904	Prepared foods obtained by the swelling or roasting of cereals or cereal products (for example, corn flakes); cereals (other than maize (corn)) in grain form or in the form of flakes or other worked grains (except flour, groats and meal), pre-cooked, or o	8,820,871	17,924,509	12152
4706	Pulps of fibres derived from recovered (waste and scrap) paper or paperboard or of other fibrous cellulosic material.	3,200,123	292,727	12148
8418	Refrigerators, freezers and other refrigerating or freezing equipment, electric or other; heat pumps other than air conditioning machines of heading 84.15.	16,978,175	69,650,629	12096
810	Other fruit, fresh.	17,500,250	11,369,139	12018
4814	Wallpaper and similar wall coverings; window transparencies of paper.	27,925	1,402,946	11948
5601	Wadding of textile materials and articles thereof; textile fibres, not exceeding 5 mm in length (flock), textile dust and mill neps.	13,886,454	3,351,229	11924
2521	Limestone flux; limestone and other calcareous stone, of a kind used for the manufacture of lime or cement.	319,330	0	11890
2701	Coal; briquettes, ovoids and similar solid fuels manufactured from coal.	6,998	76,945,560	11858
701	Potatoes, fresh or chilled.	19,148,081	32,408,999	11711
5703	Carpets and other textile floor coverings, tufted, whether or not made up.	5,045,296	10,309,388	11701
7408	Copper wire.	16,806,952	167,804,130	11689
7801	Unwrought lead.	5,247,773	597,750	11644
8112	Beryllium, chromium, germanium, vanadium, gallium, hafnium, indium, niobium (columbium), rhenium and thallium, and articles of these metals, including waste and scrap.	1,999	3,150	11593

Jordanian Domestic Exports (2014)				
HS Code	Name	Domestic Exports value USD	Imports USD	Sophistication
1905	Bread, pastry, cakes, biscuits and other bakers' wares, whether or not containing cocoa; communion wafers, empty cachets of a kind suitable for pharmaceutical use, sealing wafers, rice paper and similar products.	36,046,219	73,583,096	11592
2101	Extracts, essences and concentrates, of coffee, tea or maté and preparations with a basis of these products or with a basis of coffee, tea or maté; roasted chicory and other roasted coffee substitutes, and extracts, essences and concentrates thereof.	2,400,147	26,963,424	11576
6914	Other ceramic articles.	2,345,931	1,707,661	11527
4421	Other articles of wood.	129,765	3,063,809	11452
7215	Other bars and rods of iron or non-alloy steel.	89,002	2,090,493	11327
4414	Wooden frames for paintings, photographs, mirrors or similar objects.	58,545	247,135	11272
5908	Textile wicks, woven, plaited or knitted, for lamps, stoves, lighters, candles or the like; incandescent gas mantles and tubular knitted gas mantle fabric therefor, whether or not impregnated.	17,016	12,092	11236
1213	Cereal straw and husks, unprepared, whether or not chopped, ground, pressed or in the form of pellets.	1199.91	5,380,106	11191
7902	Zinc waste and scrap.	732,000	0	11133
4415	Packing cases, boxes, crates, drums and similar packings, of wood; cable-drums of wood; pallets, box pallets and other load boards, of wood; pallet collars of wood.	1,449,838	9,985,214	11048
1209	Seeds, fruit and spores, of a kind used for sowing.	3,193,450	25,514,177	11013
7325	Other cast articles of iron or steel.	524,755	2,473,990	10927

Jordanian Domestic Exports (2014)				
HS Code	Name	Domestic Exports value USD	Imports USD	Sophistication
4819	Cartons, boxes, cases, bags and other packing containers, of paper, paperboard, cellulose wadding or webs of cellulose fibres; box files, letter trays, and similar articles, of paper or paperboard of a kind used in offices, shops or the like.	30,183,391	48,938,438	10859
2710	Petroleum oils and oils obtained from bituminous minerals, other than crude; preparations not elsewhere specified or included, containing by weight 70 % or more of petroleum oils or of oils obtained from bituminous minerals, these oils being the basic con	2,127,752	3,445,487,888	10822
3209	Paints and varnishes (including enamels and lacquers) based on synthetic polymers or chemically modified natural polymers, dispersed or dissolved in an aqueous medium.	3,765,258	7,653,387	10804
9602	Worked vegetable or mineral carving material and articles of these materials; moulded or carved articles of wax, of stearin, of natural gums or natural resins or of modelling pastes, and other moulded or carved articles, not elsewhere specified or include	3,113	841,864	10779
1704	Sugar confectionery (including white chocolate), not containing cocoa.	12,863,039	41,887,775	10727
3105	Mineral or chemical fertilisers containing two or three of the fertilising elements nitrogen, phosphorus and potassium; other fertilisers; goods of this Chapter in tablets or similar forms or in packages of a gross weight not exceeding 10 kg.	38,713,314	20,068,039	10713
8464	Machine-tools for working stone, ceramics, concrete, asbestos-cement or like mineral materials or for cold working glass.	462,084	1,694,387	10683
9703	Original sculptures and statuary, in any material.	1,681	46,340	10664

Jordanian Domestic Exports (2014)				
HS Code	Name	Domestic Exports value USD	Imports USD	Sophistication
4818	Toilet paper and similar paper, cellulose wadding or webs of cellulose fibres, of a kind used for household or sanitary purposes, in rolls of a width not exceeding 36 cm, or cut to size or shape; handkerchiefs, cleansing tissues, towels, tablecloths, serv	53,224,140	17,825,316	10624
3104	Mineral or chemical fertilisers, potassic.	603,107,289	2,883,207	10622
3306	Preparations for oral or dental hygiene, including denture fixative pastes and powders; yarn used to clean between the teeth (dental floss), in individual retail packages.	137,333	9,393,933	10602
2103	Sauces and preparations therefor; mixed condiments and mixed seasonings; mustard flour and meal and prepared mustard.	1,173,642	22,594,455	10598
8702	Motor vehicles for the transport of ten or more persons, including the driver.	4,883,332	54,654,465	10598
4803	Toilet or facial tissue stock, towel or napkin stock and similar paper of a kind used for household or sanitary purposes, cellulose wadding and webs of cellulose fibres, whether or not creped, crinkled, embossed, perforated, surface-coloured, surface-deco	62,583,583	2,748,330	10492
5909	Textile hosepiping and similar textile tubing, with or without lining, armour or accessories of other materials.	250,393	341,900	10489
3924	Tableware, kitchenware, other household articles and hygienic or toilet articles, of plastics.	18,618,153	18,939,126	10478
4813	Cigarette paper, whether or not cut to size or in the form of booklets or tubes.	29,469	7,786,994	10464
1509	Olive oil and its fractions, whether or not refined, but not chemically modified.	3,325,946	26,790	10436
1105	Flour, meal, powder, flakes, granules and pellets of potatoes.	232.65	2,765,272	10416
6405	Other footwear.	299,622	40,618,880	10357
2209	Vinegar and substitutes for vinegar obtained from acetic acid.	167,727	1,255,619	10341

Jordanian Domestic Exports (2014)				
HS Code	Name	Domestic Exports value USD	Imports USD	Sophistication
3923	Articles for the conveyance or packing of goods, of plastics; stoppers, lids, caps and other closures, of plastics.	105,620,713	57,426,043	10327
5705	Other carpets and other textile floor coverings, whether or not made up.	7,231,093	3,453,276	10278
3210	Other paints and varnishes (including enamels, lacquers and distempers); prepared water pigments of a kind used for finishing leather.	55,351	365,325	10277
2815	Sodium hydroxide (caustic soda); potassium hydroxide (caustic potash); peroxides of sodium or potassium.	31,993,591	3,335,413	10255
4906	Plans and drawings for architectural, engineering, industrial, commercial, topographical or similar purposes, being originals drawn by hand; hand-written texts; photographic reproductions on sensitised paper and carbon copies of the foregoing.	49,605	54,244	10237
2202	Waters, including mineral waters and aerated waters, containing added sugar or other sweetening matter or flavoured, and other non-alcoholic beverages, not including fruit or vegetable juices of heading 20.09.	24,798,740	93,884,897	10194
602	Other live plants (including their roots), cuttings and slips; mushroom spawn.	2,133,219	12,143,617	10188
7604	Aluminium bars, rods and profiles.	11,798,753	25,315,865	10186
105	Live poultry, that is to say, fowls of the species Gallus domesticus, ducks, geese, turkeys and guinea fowls.	1,432,683	4,790,218	10151
3405	Polishes and creams, for footwear, furniture, floors, coachwork, glass or metal, scouring pastes and powders and similar preparations (whether or not in the form of paper, wadding, felt, nonwovens, cellular plastics or cellular rubber, impregnated, coated	7,017,593	5,442,238	10125



Jordanian Domestic Exports (2014)				
HS Code	Name	Domestic Exports value USD	Imports USD	Sophistication
8528	Monitors and projectors, not incorporating television reception apparatus; reception apparatus for television, whether or not incorporating radio-broadcast receivers or sound or video recording or reproducing apparatus.	244,328	78,296,532	10035
7117	Imitation jewellery.	1,243,614	7,532,976	9943
6913	Statuettes and other ornamental ceramic articles.	303,656	610,139	9929
7308	Structures (excluding prefabricated buildings of heading 94.06) and parts of structures (for example, bridges and bridge-sections, lock-gates, towers, lattice masts, roofs, roofing frame-works, doors and windows and their frames and thresholds for doors,	27,377,140	58,233,470	9926
5505	Waste (including noils, yarn waste and garnetted stock) of man-made fibres.	561,857	0	9870
9404	Mattress supports; articles of bedding and similar furnishing (for example, mattresses, quilts, eiderdowns, cushions, pouffes and pillows) fitted with springs or stuffed or internally fitted with any material or of cellular rubber or plastics, whether or	33,951,774	8,453,848	9853
4820	Registers, account books, note books, order books, receipt books, letter pads, memorandum pads, diaries and similar articles, exercise books, blotting-pads, binders (loose-leaf or other), folders, file covers, manifold business forms, interleaved carbon s	610,753	2,603,771	9850
4205	Other articles of leather or of composition leather.	199,151	263,898	9849

Jordanian Domestic Exports (2014)				
HS Code	Name	Domestic Exports value USD	Imports USD	Sophistication
6812	Fabricated asbestos fibres; mixtures with a basis of asbestos or with a basis of asbestos and magnesium carbonate; articles of such mixtures or of asbestos (for example, thread, woven fabric, clothing, headgear, footwear, gaskets), whether or not reinforced	31,481	25,009	9835
7213	Bars and rods, hot-rolled, in irregularly wound coils, of iron or non-alloy steel.	373,706	79,357,861	9827
6901	Bricks, blocks, tiles and other ceramic goods of siliceous fossil meals (for example, kieselguhr, tripolite or diatomite) or of similar siliceous earths.	130,366	142,038	9806
9506	Articles and equipment for general physical exercise, gymnastics, athletics, other sports (including table-tennis) or outdoor games, not specified or included elsewhere in this Chapter; swimming pools and paddling pools.	1,748	9,322,785	9804
7323	Table, kitchen or other household articles and parts thereof, of iron or steel; iron or steel wool; pot scourers and scouring or polishing pads, gloves and the like, of iron or steel.	470,107	18,412,478	9798
3917	Tubes, pipes and hoses, and fittings therefor (for example, joints, elbows, flanges), of plastics.	49,586,363	37,056,361	9728
4809	Carbon paper, self-copy paper and other copying or transfer papers (including coated or impregnated paper for duplicator stencils or offset plates), whether or not printed, in rolls or sheets.	7,587	2,741,684	9726
2845	Isotopes other than those of heading 28.44; compounds, inorganic or organic, of such isotopes, whether or not chemically defined.	3,089	17,688	9588
7210	Flat-rolled products of iron or non-alloy steel, of a width of 600 mm or more, clad, plated or coated.	7,484,056	109,215,089	9534

Jordanian Domestic Exports (2014)				
HS Code	Name	Domestic Exports value USD	Imports USD	Sophistication
6303	Curtains (including drapes) and interior blinds; curtain or bed valances.	297,699	3,367,290	9523
2836	Carbonates; peroxocarbonates (percarbonates); commercial ammonium carbonate containing ammonium carbamate.	31,058,318	5,132,913	9463
8541	Diodes, transistors and similar semiconductor devices; photosensitive semiconductor devices, including photovoltaic cells whether or not assembled in modules or made up into panels; light emitting diodes; mounted piezo-electric crystals.	3,518,620	17,692,611	9460
7602	Aluminium waste and scrap.	30,627,395	1,720,947	9347
4419	Tableware and kitchenware, of wood.	31,490	717,739	9257
7001	Cullet and other waste and scrap of glass; glass in the mass.	30,092	0	9236
6309	Worn clothing and other worn articles.	1140.69	19,016,404	9235
2005	Other vegetables prepared or preserved otherwise than by vinegar or acetic acid, not frozen, other than products of heading 20.06.	38,275,825	14,810,273	9222
8422	Dish washing machines; machinery for cleaning or drying bottles or other containers; machinery for filling, closing, sealing or labelling bottles, cans, boxes, bags or other containers; machinery for capsuling bottles, jars, tubes and similar containers;	163,492	47,516,320	9173
2516	Granite, porphyry, basalt, sandstone and other monumental or building stone, whether or not roughly trimmed or merely cut, by sawing or otherwise, into blocks or slabs of a rectangular (including square) shape.	112,008	2,047,868	9142

Jordanian Domestic Exports (2014)				
HS Code	Name	Domestic Exports value USD	Imports USD	Sophistication
4102	Raw skins of sheep or lambs (fresh, or salted, dried, limed, pickled or otherwise preserved, but not tanned, parchment-dressed or further prepared), whether or not with wool on or split, other than those excluded by Note 1 (c) to this Chapter.	645,583	0	9117
9401	Seats (other than those of heading 94.02), whether or not convertible into beds, and parts thereof.	5,549,128	20,672,616	8961
808	Apples, pears and quinces, fresh.	1,341,254	56,507,390	8837
3003	Medicaments (excluding goods of heading 30.02, 30.05 or 30.06) consisting of two or more constituents which have been mixed together for therapeutic or prophylactic uses, not put up in measured doses or in forms or packings for retail sale.	250,723,637	36,772,232	8819
2203	Beer made from malt.	2,479,034	697,528	8811
4407	Wood sawn or chipped lengthwise, sliced or peeled, whether or not planed, sanded or end-jointed, of a thickness exceeding 6 mm.	73,541	95,495,933	8810
3915	Waste, parings and scrap, of plastics.	274,957	54,825	8806
2828	Hypochlorites; commercial calcium hypochlorite; chlorites; hypobromites.	340,002	1,870,013	8802
6911	Tableware, kitchenware, other household articles and toilet articles, of porcelain or china.	10,065	9,588,636	8737
6307	Other made up articles, including dress patterns.	230,888	5,330,956	8674
4007	Vulcanised rubber thread and cord.	164,818	265,531	8628
1005	Maize (corn).	10,199	187,013,129	8615
2530	Mineral substances not elsewhere specified or included.	1,155,316	213,193	8511
2001	Vegetables, fruit, nuts and other edible parts of plants, prepared or preserved by vinegar or acetic acid.	471,642	2,699,569	8502
1602	Other prepared or preserved meat, meat offal or blood.	52,990,452	22,579,321	8446
7217	Wire of iron or non-alloy steel.	1,198,355	11,538,356	8437

Jordanian Domestic Exports (2014)				
HS Code	Name	Domestic Exports value USD	Imports USD	Sophistication
7112	Waste and scrap of precious metal or of metal clad with precious metal; other waste and scrap containing precious metal or precious metal compounds, of a kind used principally for the recovery of precious metal.	468,787	0	8433
8471	Automatic data processing machines and units thereof; magnetic or optical readers, machines for transcribing data onto data media in coded form and machines for processing such data, not elsewhere specified or included.	327,408	131,675,401	8411
4101	Raw hides and skins of bovine (including buffalo) or equine animals (fresh, or salted, dried, limed, pickled or otherwise preserved, but not tanned, parchment-dressed or further prepared), whether or not dehaired or split.	520,765	0	8410
805	Citrus fruit, fresh or dried.	26,349,940	42,111,229	8378
2508	Other clays (not including expanded clays of heading 68.06), andalusite, kyanite and sillimanite, whether or not calcined; mullite; chamotte or dinas earths.	109,811	1,084,791	8263
2008	Fruit, nuts and other edible parts of plants, otherwise prepared or preserved, whether or not containing added sugar or other sweetening matter or spirit, not elsewhere specified or included.	114,108	11,326,780	8262
2501	Salt (including table salt and denatured salt) and pure sodium chloride, whether or not in aqueous solution or containing added anti-caking or free-flowing agents; sea water.	374,337	2,085,614	8205

Jordanian Domestic Exports (2014)				
HS Code	Name	Domestic Exports value USD	Imports USD	Sophistication
9701	Paintings, drawings and pastels, executed entirely by hand, other than drawings of heading 49.06 and other than hand-painted or hand-decorated manufactured articles; collages and similar decorative plaques.	264,152	250,536	8197
2403	Other manufactured tobacco and manufactured tobacco substitutes; \homogenised\" or \"reconstituted\" tobacco; tobacco extracts and essences."	25,649,887	51,368,445	8173
1507	Soya-bean oil and its fractions, whether or not refined, but not chemically modified.	66,704	33,979,514	8155
4015	Articles of apparel and clothing accessories (including gloves, mittens and mitts), for all purposes, of vulcanised rubber other than hard rubber.	7,742	6,372,588	8134
3905	Polymers of vinyl acetate or of other vinyl esters, in primary forms; other vinyl polymers in primary forms.	2,535,936	8,902,389	8131
3916	Monofilament of which any cross-sectional dimension exceeds 1 mm, rods, sticks and profile shapes, whether or not surface-worked but not otherwise worked, of plastics.	146,648	1,414,767	8108
1902	Pasta, whether or not cooked or stuffed (with meat or other substances) or otherwise prepared, such as spaghetti, macaroni, noodles, lasagne, gnocchi, ravioli, cannelloni; couscous, whether or not prepared.	5,936,766	28,211,288	8084
6908	Glazed ceramic flags and paving, hearth or wall tiles; glazed ceramic mosaic cubes and the like, whether or not on a backing.	62,973	133,567,848	8076
5608	Knotted netting of twine, cordage or rope; made up fishing nets and other made up nets, of textile materials.	69,978	322,828	8072

Jordanian Domestic Exports (2014)				
HS Code	Name	Domestic Exports value USD	Imports USD	Sophistication
7011	Glass envelopes (including bulbs and tubes), open, and glass parts thereof, without fittings, for electric lamps, cathode-ray tubes or the like.	635.91	20,169	8011
9010	Apparatus and equipment for photographic (including cinematographic) laboratories, not specified or included elsewhere in this Chapter; negatoscopes; projection screens.	3,285	631,760	7908
5806	Narrow woven fabrics, other than goods of heading 58.07; narrow fabrics consisting of warp without weft assembled by means of an adhesive (bolducs).	77,979	8,953,442	7877
6403	Footwear with outer soles of rubber, plastics, leather or composition leather and uppers of leather.	574,141	7,597,777	7852
7005	Float glass and surface ground or polished glass, in sheets, whether or not having an absorbent, reflecting or non-reflecting layer, but not otherwise worked.	963,866	23,527,811	7834
8430	Other moving, grading, levelling, scraping, excavating, tamping, compacting, extracting or boring machinery, for earth, minerals or ores; pile-drivers and pile-extractors; snow-ploughs and snow-blowers.	54,960	3,623,952	7746
7214	Other bars and rods of iron or non-alloy steel, not further worked than forged, hot-rolled, hot-drawn or hot-extruded, but including those twisted after rolling.	8,291	31,273,665	7741
710	Vegetables (uncooked or cooked by steaming or boiling in water), frozen.	148,570	11,782,191	7723
2515	Marble, travertine, ecaussine and other calcareous monumental or building stone of an apparent specific gravity of 2.5 or more, and alabaster, whether or not roughly trimmed or merely cut, by sawing or otherwise, into blocks or slabs of a rectangular (inc	1,393,472	18,215,081	7714

Jordanian Domestic Exports (2014)				
HS Code	Name	Domestic Exports value USD	Imports USD	Sophistication
6401	Waterproof footwear with outer soles and uppers of rubber or of plastics, the uppers of which are neither fixed to the sole nor assembled by stitching, riveting, nailing, screwing, plugging or similar processes.	65,001	218,472	7690
2007	Jams, fruit jellies, marmalades, fruit or nut purée and fruit or nut pastes, obtained by cooking, whether or not containing added sugar or other sweetening matter.	766,074	5,774,317	7670
7010	Carboys, bottles, flasks, jars, pots, phials, ampoules and other containers, of glass, of a kind used for the conveyance or packing of goods; preserving jars of glass; stoppers, lids and other closures, of glass.	74,365	14,421,335	7597
6113	Garments, made up of knitted or crocheted fabrics of heading 59.03, 59.06 or 59.07.	1,192,014	2,078,800	7556
7204	Ferrous waste and scrap; remelting scrap ingots of iron or steel.	2,407,517	18,043,519	7485
8544	Insulated (including enamelled or anodised) wire, cable (including coaxial cable) and other insulated electric conductors, whether or not fitted with connectors; optical fibre cables, made up of individually sheathed fibres, whether or not assembled with	203,538,969	63,473,625	7400
6003	Knitted or crocheted fabrics of a width not exceeding 30 cm, other than those of heading 60.01 or 60.02.	704,422	455,608	7387
4413	Densified wood, in blocks, plates, strips or profile shapes.	14,805	570,497	7268
7311	Containers for compressed or liquefied gas, of iron or steel.	4,653	12,717,843	7217
6301	Blankets and travelling rugs.	430,360	16,693,688	7190
809	Apricots, cherries, peaches (including nectarines), plums and sloes, fresh.	74,027,269	4,874,075	7133



Jordanian Domestic Exports (2014)				
HS Code	Name	Domestic Exports value USD	Imports USD	Sophistication
8436	Other agricultural, horticultural, forestry, poultry-keeping or bee-keeping machinery, including germination plant fitted with mechanical or thermal equipment; poultry incubators and brooders.	3,314	5,919,439	7131
409	Natural honey.	130,933	6,026,439	7119
5810	Embroidery in the piece, in strips or in motifs.	367,477	2,499,408	7078
706	Carrots, turnips, salad beetroot, salsify, celeriac, radishes and similar edible roots, fresh or chilled.	34,066	6,438,695	6984
2208	Undenatured ethyl alcohol of an alcoholic strength by volume of less than 80 % vol; spirits, liqueurs and other spirituous beverages.	9,650,680	6,361,407	6966
3913	Natural polymers (for example, alginic acid) and modified natural polymers (for example, hardened proteins, chemical derivatives of natural rubber), not elsewhere specified or included, in primary forms.	41,128	890,113	6953
2201	Waters, including natural or artificial mineral waters and aerated waters, not containing added sugar or other sweetening matter nor flavoured; ice and snow.	4,195,238	2,663,050	6936
8417	Industrial or laboratory furnaces and ovens, including incinerators, non-electric.	164,392	3,170,956	6915
6601	Umbrellas and sun umbrellas (including walking-stick umbrellas, garden umbrellas and similar umbrellas).	2,468	502,314	6764
5702	Carpets and other textile floor coverings, woven, not tufted or flocked, whether or not made up, including \Kelem\", \"Schumacks\", \"Karamanie\" and similar hand-woven rugs."	366,466	12,113,892	6746

Jordanian Domestic Exports (2014)				
HS Code	Name	Domestic Exports value USD	Imports USD	Sophistication
2517	Pebbles, gravel, broken or crushed stone, of a kind commonly used for concrete aggregates, for road metalling or for railway or other ballast, shingle and flint, whether or not heat-treated; macadam of slag, dross or similar industrial waste, whether or n	1,038,286	63,296	6723
6306	Tarpaulins, awnings and sunblinds; tents; sails for boats, sailboards or landcraft; camping goods.	145,006	10,002,532	6700
6115	Panty hose, tights, stockings, socks and other hosiery, including graduated compression hosiery (for example, stockings for varicose veins) and footwear without applied soles, knitted or crocheted.	849,392	1,888,980	6624
1101	Wheat or meslin flour.	1,202,229	3,364,941	6512
712	Dried vegetables, whole, cut, sliced, broken or in powder, but not further prepared.	18,155	1,120,841	6508
5206	Cotton yarn (other than sewing thread), containing less than 85 % by weight of cotton, not put up for retail sale.	55,695	766,517	6436
3215	Printing ink, writing or drawing ink and other inks, whether or not concentrated or solid.	4,898,708	11,421,647	6420
8548	Waste and scrap of primary cells, primary batteries and electric accumulators; spent primary cells, spent primary batteries and spent electric accumulators; electrical parts of machinery or apparatus, not specified or included elsewhere in this Chapter.	850,739	22,611	6410
702	Tomatoes fresh or chilled	399,567,297	49,524	6308
704	Cabbages, cauliflowers, kohlrabi, kale and similar edible brassicas, fresh or chilled.	21,132,011	26,842	6236
2520	Gypsum; anhydrite; plasters (consisting of calcined gypsum or calcium sulphate) whether or not coloured, with or without small quantities of accelerators or retarders.	87,293	3,142,999	6206

Jordanian Domestic Exports (2014)				
HS Code	Name	Domestic Exports value USD	Imports USD	Sophistication
7313	Barbed wire of iron or steel; twisted hoop or single flat wire, barbed or not, and loosely twisted double wire, of a kind used for fencing, of iron or steel.	52,441	77,795	6205
6117	Other made up clothing accessories, knitted or crocheted; knitted or crocheted parts of garments or of clothing accessories.	173,713	25,858,166	6196
1903	Tapioca and substitutes therefor prepared from starch, in the form of flakes, grains, pearls, siftings or in similar forms.	2,183,474	575,369	6185
2523	Portland cement, aluminous cement, slag cement, supersulphate cement and similar hydraulic cements, whether or not coloured or in the form of clinkers.	33,494,262	4,957,497	6144
5405	Artificial monofilament of 67 decitex or more and of which no cross-sectional dimension exceeds 1 mm; strip and the like (for example, artificial straw) of artificial textile materials of an apparent width not exceeding 5 mm.	454,017	63,927	6137
7404	Copper waste and scrap.	34,021,825	930,806	6119
1515	Other fixed vegetable fats and oils (including jojoba oil) and their fractions, whether or not refined, but not chemically modified.	150,295	34,283,217	6117
8523	Discs, tapes, solid-state non-volatile storage devices, \smart cards\" and other media for the recording of sound or of other phenomena, whether or not recorded, including matrices and masters for the production of discs, but excluding products of Chapter "	15,069,324	22,364,093	6073

Jordanian Domestic Exports (2014)				
HS Code	Name	Domestic Exports value USD	Imports USD	Sophistication
3401	Soap; organic surface-active products and preparations for use as soap, in the form of bars, cakes, moulded pieces or shapes, whether or not containing soap; organic surface-active products and preparations for washing the skin, in the form of liquid or c	15,757,107	25,940,937	5954
6304	Other furnishing articles, excluding those of heading 94.04.	389,333	566,783	5944
2102	Yeasts (active or inactive); other single-cell micro-organisms, dead (but not including vaccines of heading 30.02); prepared baking powders.	4,208,798	2,119,456	5928
2104	Soups and broths and preparations therefor; homogenised composite food preparations.	1,127,977	17,893,456	5862
2009	Fruit juices (including grape must) and vegetable juices, unfermented and not containing added spirit, whether or not containing added sugar or other sweetening matter.	6,121,133	10,558,215	5751
709	Other vegetables, fresh or chilled.	86,806,189	868,059	5729
5808	Braids in the piece; ornamental trimmings in the piece, without embroidery, other than knitted or crocheted; tassels, pompons and similar articles.	207,859	112,615	5703
7206	Iron and non-alloy steel in ingots or other primary forms (excluding iron of heading 72.03).	252,924	66,323,570	5691
8609	Containers (including containers for the transport of fluids) specially designed and equipped for carriage by one or more modes of transport.	349,392	543,032	5623
707	Cucumbers and gherkins fresh or chilled	55,397,577	3,837	5596
6106	Women's or girls' blouses, shirts and shirt-blouses, knitted or crocheted.	1,822,555	341,069	5574
807	Melons (including watermelons) and papaws (papayas), fresh.	14,953,075	65,363	5559
106	Other live animals.	602,136	2,418,394	5536

Jordanian Domestic Exports (2014)				
HS Code	Name	Domestic Exports value USD	Imports USD	Sophistication
2402	Cigars, cheroots, cigarillos and cigarettes, of tobacco or of tobacco substitutes.	46,943,048	478,192	5509
1512	Sunflower-seed, safflower or cotton-seed oil and fractions thereof, whether or not refined, but not chemically modified.	31,050	49,641,605	5458
5407	Woven fabrics of synthetic filament yarn, including woven fabrics obtained from materials of heading 54.04.	935,467	64,278,054	5458
5212	Other woven fabrics of cotton.	77,279	587,369	5422
7201	Pig iron and spiegeleisen in pigs, blocks or other primary forms.	151,194	7,050	5396
6505	Hats and other headgear, knitted or crocheted, or made up from lace, felt or other textile fabric, in the piece (but not in strips), whether or not lined or trimmed; hair-nets of any material, whether or not lined or trimmed.	313,707	740,656	5372
4420	Wood marquetry and inlaid wood; caskets and cases for jewellery or cutlery, and similar articles, of wood; statuettes and other ornaments, of wood; wooden articles of furniture not falling in Chapter 94.	75,864	502,143	5316
7403	Refined copper and copper alloys, unwrought.	2,387,793	8,936,979	5307
2835	Phosphinates (hypophosphites), phosphonates (phosphites) and phosphates; polyphosphates, whether or not chemically defined.	72,638	14,365,237	5278
4202	Trunks, suit-cases, vanity-cases, executive-cases, brief-cases, school satchels, spectacle cases, binocular cases, camera cases, musical instrument cases, gun cases, holsters and similar containers; travelling-bags, insulated food or beverages bags, toile	403,823	26,572,792	5263

Jordanian Domestic Exports (2014)				
HS Code	Name	Domestic Exports value USD	Imports USD	Sophistication
8484	Gaskets and similar joints of metal sheeting combined with other material or of two or more layers of metal; sets or assortments of gaskets and similar joints, dissimilar in composition, put up in pouches, envelopes or similar packings; mechanical seals.	61,970	12,124,735	5244
6212	Brassieres, girdles, corsets, braces, suspenders, garters and similar articles and parts thereof, whether or not knitted or crocheted.	208,163	993,091	5227
6114	Other garments, knitted or crocheted.	1,021,097,955	194,203,560	5040
1103	Cereal groats, meal and pellets.	33,655	8,295,985	5002
9508	Roundabouts, swings, shooting galleries and other fairground amusements; travelling circuses and travelling menageries; travelling theatres.	5,949	1,711,607	5000
1212	Locust beans, seaweeds and other algae, sugar beet and sugar cane, fresh, chilled, frozen or dried, whether or not ground; fruit stones and kernels and other vegetable products (including unroasted chicory roots of the variety <i>Cichorium intybus sativum</i> )	10,063	3,483,970	4982
1516	Animal or vegetable fats and oils and their fractions, partly or wholly hydrogenated, inter-esterified, re-esterified or elaidinised, whether or not refined, but not further prepared.	6,092,963	12,847,679	4895
804	Dates, figs, pineapples, avocados, guavas, mangoes and mangosteens, fresh or dried.	7,522,450	38,817,731	4717
806	Grapes, fresh or dried.	2,295,542	3,661,284	4717
6213	Handkerchiefs.	405,883	293,812	4691
5802	Terry towelling and similar woven terry fabrics, other than narrow fabrics of heading 58.06; tufted textile fabrics, other than products of heading 57.03.	4,633	148,346	4638

Jordanian Domestic Exports (2014)				
HS Code	Name	Domestic Exports value USD	Imports USD	Sophistication
6404	Footwear with outer soles of rubber, plastics, leather or composition leather and uppers of textile materials.	225,122	8,772,473	4635
9614	Smoking pipes (including pipe bowls) and cigar or cigarette holders, and parts thereof.	940,311	1,645,312	4633
904	Pepper of the genus Piper; dried or crushed or ground fruits of the genus Capsicum or of the genus Pimenta.	1,535,599	1,521,885	4598
6104	Women's or girls' suits, ensembles, jackets, blazers, dresses, skirts, divided skirts, trousers, bib and brace overalls, breeches and shorts (other than swimwear), knitted or crocheted.	87,639	4,501,510	4597
6302	Bed linen, table linen, toilet linen and kitchen linen.	32,021,952	8,692,815	4538
6204	Women's or girls' suits, ensembles, jackets, blazers, dresses, skirts, divided skirts, trousers, bib and brace overalls, breeches and shorts (other than swimwear).	1,119,890	5,559,149	4537
5202	Cotton waste (including yarn waste and garnetted stock).	60,366	71,304	4517
2809	Diphosphorus pentoxide; phosphoric acid; polyphosphoric acids, whether or not chemically defined.	107,600,031	6,734,768	4507
6211	Track suits, ski suits and swimwear; other garments.	49,986,282	15,909,798	4490
2807	Sulphuric acid; oleum.	4,300,090	1,997,774	4372
9605	Travel sets for personal toilet, sewing or shoe or clothes cleaning.	705	344,366	4346
6202	Women's or girls' overcoats, car-coats, capes, cloaks, anoraks (including ski-jackets), wind-cheaters, wind-jackets and similar articles, other than those of heading 62.04.	48,294	131,423	4307
802	Other nuts, fresh or dried, whether or not shelled or peeled.	2,440,050	50,481,622	4136
6205	Men's or boys' shirts.	155,787	23,596,983	4106
1703	Molasses resulting from the extraction or refining of sugar.	101,620	2,657,631	4080
7202	Ferro-alloys.	714,718	4,288,956	3991

Jordanian Domestic Exports (2014)				
HS Code	Name	Domestic Exports value USD	Imports USD	Sophistication
603	Cut flowers and flower buds of a kind suitable for bouquets or for ornamental purposes, fresh, dried, dyed, bleached, impregnated or otherwise prepared.	54,212	883,390	3959
6108	Women's or girls' slips, petticoats, briefs, panties, nightdresses, pyjamas, nightgowns, bathrobes, dressing gowns and similar articles, knitted or crocheted.	401,196	811,293	3952
6207	Men's or boys' singlets and other vests, underpants, briefs, nightshirts, pyjamas, bathrobes, dressing gowns and similar articles.	23,206	1,026,180	3950
6107	Men's or boys' underpants, briefs, nightshirts, pyjamas, bathrobes, dressing gowns and similar articles, knitted or crocheted.	2,895,546	1,502,686	3906
6102	Women's or girls' overcoats, car-coats, capes, cloaks, anoraks (including ski-jackets), wind-cheaters, wind-jackets and similar articles, knitted or crocheted, other than those of heading 61.04.	332,768	501,039	3817
2839	Silicates; commercial alkali metal silicates.	302,451	2,038,712	3809
5513	Woven fabrics of synthetic staple fibres, containing less than 85 % by weight of such fibres, mixed mainly or solely with cotton, of a weight not exceeding 170 g/m <sup>2</sup> .	10,660	4,628,452	3805
6105	Men's or boys' shirts, knitted or crocheted.	45,488,863	461,989	3757
6103	Men's or boys' suits, ensembles, jackets, blazers, trousers, bib and brace overalls, breeches and shorts (other than swimwear), knitted or crocheted.	5,879,933	3,744,327	3709
6203	Men's or boys' suits, ensembles, jackets, blazers, trousers, bib and brace overalls, breeches and shorts (other than swimwear).	304,932	9,849,064	3671



Jordanian Domestic Exports (2014)				
HS Code	Name	Domestic Exports value USD	Imports USD	Sophistication
4601	Plaits and similar products of plaiting materials, whether or not assembled into strips; plaiting materials, plaits and similar products of plaiting materials, bound together in parallel strands or woven, in sheet form, whether or not being finished artic	63,205	673,973	3631
6201	Men's or boys' overcoats, car-coats, capes, cloaks, anoraks (including ski-jackets), wind-cheaters, wind-jackets and similar articles, other than those of heading 62.03.	67,782	160,347	3604
1211	Plants and parts of plants (including seeds and fruits), of a kind used primarily in perfumery, in pharmacy or for insecticidal, fungicidal or similar purposes, fresh or dried, whether or not cut, crushed or powdered.	146,282	3,477,630	3534
6110	Jerseys, pullovers, cardigans, waistcoats and similar articles, knitted or crocheted.	1,541,154	2,755,890	3464
6109	T-shirts, singlets and other vests, knitted or crocheted.	141,705,086	1,704,868	3461
6305	Sacks and bags, of a kind used for the packing of goods.	1,527,732	4,613,239	3383
6006	Other knitted or crocheted fabrics.	637,052	321,508,303	3373
6214	Shawls, scarves, mufflers, mantillas, veils and the like.	9,792	3,776,316	3324
910	Ginger, saffron, turmeric (curcuma), thyme, bay leaves, curry and other spices.	6,304,918	11,267,686	3232
6802	Worked monumental or building stone (except slate) and articles thereof, other than goods of heading 68.01; mosaic cubes and the like, of natural stone (including slate), whether or not on a backing; artificially coloured granules, chippings and powder, o	49,682,231	36,233,550	3195
2606	Aluminium ores and concentrates.	10,858	99,344	3173
6402	Other footwear with outer soles and uppers of rubber or plastics.	7,576	6,621,876	3155

Jordanian Domestic Exports (2014)				
HS Code	Name	Domestic Exports value USD	Imports USD	Sophistication
4907	Unused postage, revenue or similar stamps of current or new issue in the country in which they have, or will have, a recognised face value; stamp-impressed paper; banknotes; cheque forms; stock, share or bond certificates and similar documents of title.	1163.25	49,454	3133
1404	Vegetable products not elsewhere specified or included.	18,374	617,715	3099
5509	Yarn (other than sewing thread) of synthetic staple fibres, not put up for retail sale.	436,850	8,534,910	3049
1102	Cereal flours other than of wheat or meslin.	715,973	1,685,083	2997
4403	Wood in the rough, whether or not stripped of bark or sapwood, or roughly squared.	6,963	312,975	2976
2526	Natural steatite, whether or not roughly trimmed or merely cut, by sawing or otherwise, into blocks or slabs of a rectangular (including square) shape; talc.	48,689	1,160,853	2785
8466	Parts and accessories suitable for use solely or principally with the machines of headings 84.56 to 84.65, including work or tool holders, self-opening dieheads, dividing heads and other special attachments for machine-tools; tool holders for any type of	850.23	3,821,632	2750
7418	Table, kitchen or other household articles and parts thereof, of copper; pot scourers and scouring or polishing pads, gloves and the like, of copper; sanitary ware and parts thereof, of copper.	17,928	273,382	2657
1202	Ground-nuts, not roasted or otherwise cooked, whether or not shelled or broken.	73,647	13,466,435	2632
3301	Essential oils (terpeneless or not), including concretes and absolutes; resinoids; extracted oleoresins; concentrates of essential oils in fats, in fixed oils, in waxes or the like, obtained by enfleurage or maceration; terpenic by-products of the deterpe	496,513	1,529,688	2601

Jordanian Domestic Exports (2014)				
HS Code	Name	Domestic Exports value USD	Imports USD	Sophistication
901	Coffee, whether or not roasted or decaffeinated; coffee husks and skins; coffee substitutes containing coffee in any proportion.	4,941,912	55,162,979	2553
1521	Vegetable waxes (other than triglycerides), beeswax, other insect waxes and spermaceti, whether or not refined or coloured.	846	98,916	2227
2617	Other ores and concentrates.	12,287	0	2225
4304	Artificial fur and articles thereof.	502,332	262,910	2217
6210	Garments, made up of fabrics of heading 56.02, 56.03, 59.03, 59.06 or 59.07.	3,677,735	3,743,981	2211
4105	Tanned or crust skins of sheep or lambs, without wool on, whether or not split, but not further prepared.	406,918	0	2152
3825	Residual products of the chemical or allied industries, not elsewhere specified or included; municipal waste; sewage sludge; other wastes specified in Note 6 to this Chapter.	16,324	13,092	2151
708	Leguminous vegetables, shelled or unshelled, fresh or chilled.	7,633,469	508,346	1946
2401	Unmanufactured tobacco; tobacco refuse.	79,630	33,055,954	1680
4103	Other raw hides and skins (fresh, or salted, dried, limed, pickled or otherwise preserved, but not tanned, parchment-dressed or further prepared), whether or not dehaired or split, other than those excluded by Note 1 (b) or 1 (c) to this Chapter.	610,795	10,452	1618
902	Tea, whether or not flavoured.	133,517	43,832,901	1560
6504	Hats and other headgear, plaited or made by assembling strips of any material, whether or not lined or trimmed.	148,040	362,030	1091
2505	Natural sands of all kinds, whether or not coloured, other than metalbearing sands of Chapter 26.	4,775,246	510,207	1088

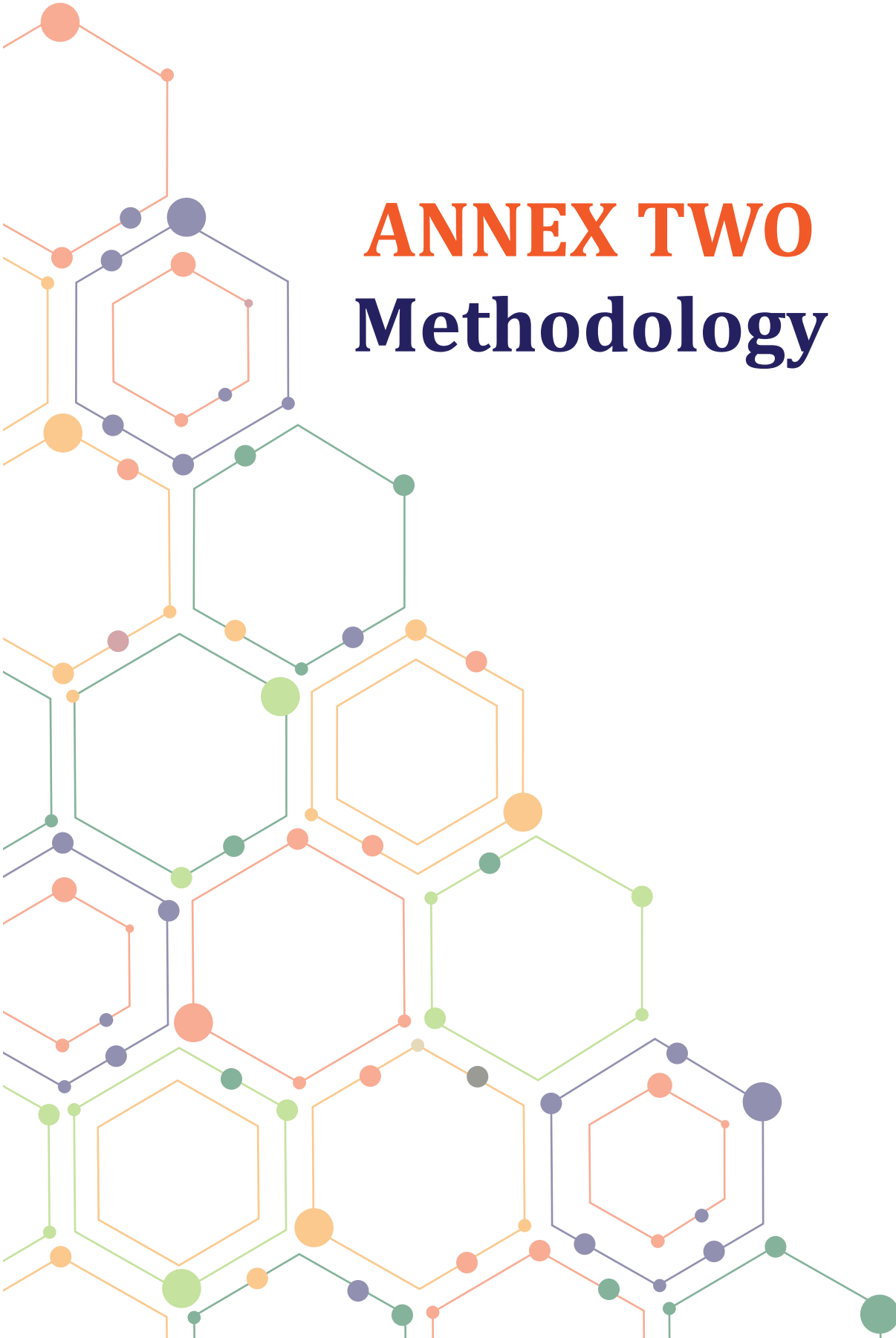
Jordanian Domestic Exports (2014)				
HS Code	Name	Domestic Exports value USD	Imports USD	Sophistication
4106	Tanned or crust hides and skins of other animals, without wool or hair on, whether or not split, but not further prepared.	42,300	67,010	1066
3103	Mineral or chemical fertilisers, phosphatic.	85,668,869	103,163	905
1207	Other oil seeds and oleaginous fruits, whether or not broken.	459,158	66,966,279	901
104	Live sheep and goats.	206,194,649	107,397,749	840
5408	Woven fabrics of artificial filament yarn, including woven fabrics obtained from materials of heading 54.05.	17,392	1,877,082	767
4402	Wood charcoal (including shell or nut charcoal), whether or not agglomerated.	38,580	4,824,236	710
2510	Natural calcium phosphates, natural aluminium calcium phosphates and phosphatic chalk.	469,479,419	0	484



منتدى الاستراتيجيات الأردني  
JORDAN STRATEGY FORUM

# ANNEX TWO

## Methodology



## Annex 2

### Product's Sophistication

To calculate the types of products and the return a specific product has on the national economy, a metric referred to as sophistication of exports will be used. Exporting countries discover through different indirect methods the levels of productivity attained. Exports from rich countries will have properties that will enable other high income countries to compete in exporting this product in the world market. The utilisation of advanced technology in producing goods, the availability of natural resources, marketing abilities, type of infrastructure, shipping costs, degree of division of labour and other factors plays an important role in determining the properties of the basket of exports. Because it is difficult studying all these factors at the same time to single out a product and its return for the national economy, a metric has been agreed upon which attempts to measure the productivity of different goods and the extent of its impact on GDP growth. This is done by calculating the median GDP per capita for countries that export these products, whereby each country is weighted according to its contribution towards global exports of this product.

The sophistication metric is a quantitative measurement that arranges all traded goods in the world market according to its contribution to per capita GDP. Due to the fact that a country's income from a specific product increases with the sophistication of this product, consequently as sophistication increases its return will also increase to the national economy and prosperity of a country as a whole. This mathematical equation is used in calculating sophistication:

$$PRODY_k = \sum_j \frac{\frac{X_{kj}}{X_j}}{\sum_j \left( \frac{X_{kj}}{X_j} \right)} Y_j$$

Whereby the median GDP for each country exporting product is (m), as each country is weighted according to its exporting contribution of that country of product (m). In the equation the variable ( $X_{kj}$ ) represents the value of exports of (k) in country (j). ( $X_j$ ) represents total exports of product (j) in the world. Variable ( $Y_j$ ) represents per capita share of GDP.

As such, if most of the exports of a specific product are exported from poor countries while only a small portion is exported from rich countries, consequently product sophistication is going to be small considering it's a product concerning poor countries. Similarly, if rich countries contributed most of the exports of a specific product, while poor countries had no important contribution, then the product will have a higher level of sophistication because it's a product that concerns high income countries.

#### Jordan's Average Sophistication

Through analyzing Jordan's Product Space, Jordan Strategy Forum seeks to shed light on the products with the highest Sophistication, hence it was important to reach a measure that represents a threshold of which products above the average sophistication are considered to add value to the Jordanian economy. Jordan's average Sophistication was used to reach this threshold. Whether we were talking about existing Jordanian exports or new products that Jordan should be aiming to produce and export, ones with a level of sophistication above Jordan's average are ones that will contribute to the increase of the overall sophistication.

In order to be able to measure Jordan's average Sophistication, we should take all of Jordan's current into consideration, in which each product is weighted according to its contribution in total exports value.



منتدى الاستراتيجيات الأردني  
JORDAN STRATEGY FORUM



# **ANNEX THREE**

# **The Jordanian Economy**

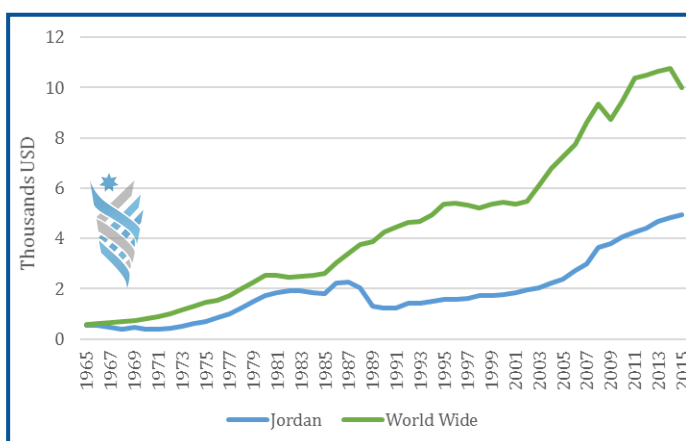
## Annex 3

### Jordanian Economy

Even though Jordan witnessed a growth in GDP during past years, the GDP per capita of Jordan did not grow at the same rate as the rest of the world. The gap between Jordanian GDP per capita and the world GDP per capita has continued to grow.

The Industrial Sector contributes approximately 30% of GDP in 2015 in the form of revenues from products sold both in local markets and in the form of exports to international markets. However, when taking into consideration the forward and backward connections, the contribution of the sector rises to approximately 40% of GDP.

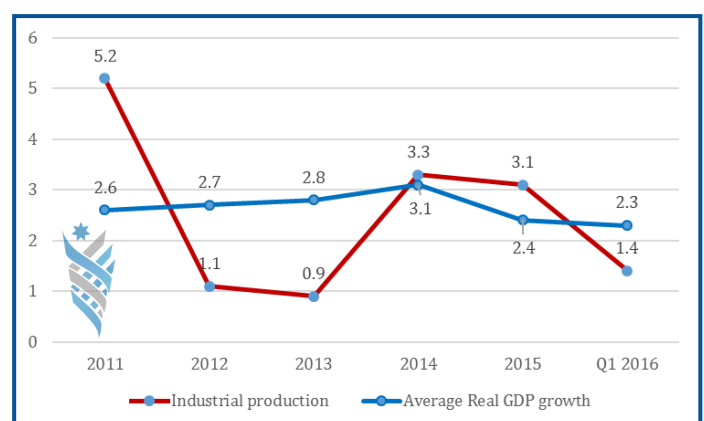
Figure (1): GDP per Capita



The industrial production growth rate did not mirror that of real GDP during the period as the industrial production growth fluctuated year to year while the real GDP growth rate remained relatively steady throughout. Figure (2) shows the average real GDP and Industrial production since 2011 until the first quarter of this current year.

The study is only concerned with the export of goods; and therefore Figure (3) shows the value of exported goods as a percentage of GDP. This entails that services, the transfer of capital, and foreign investment are not taken into account. According to the World Trade Organization (WTO) and the World Bank, the value of exported goods as a percentage of GDP reached 75.1% in 2015. This figure has fluctuated over the years as in 1965 it was 30.8% and reached its highest value in 2005 with 118%.

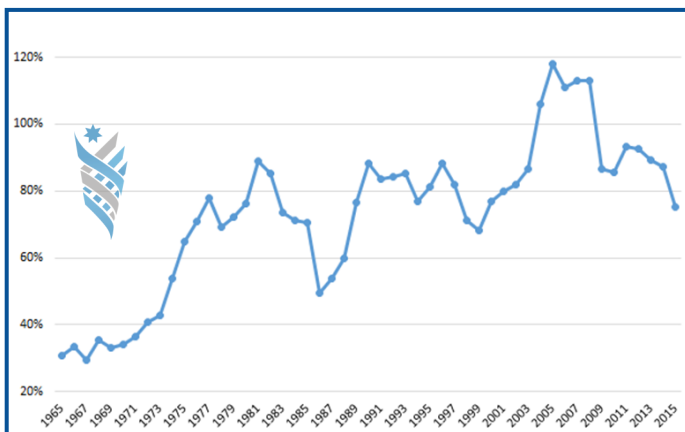
Figure (2): average real GDP growth and industrial production 2011-2016





The industrial sector is a significant contributor to employment and employment creation in Jordan. The sector employed 221,518 persons as of the first half of 2016, representing a growth of 4.1% in the number of persons employed from the previous year, distributed across 16,657 different establishments. Furthermore, the number of industrial establishments has increased by 213 in 2016.

Figure (3): Commercial products measurements as a percentage of GDP, 1965-2015



Despite the number of employees in the industrial sector rising, its contribution in regards to total employment in Jordan has decreased from 22% in 2000 to 18.5% in 2014. Figure (4) provides these figures as per the data sourced from the World Bank. Naturally, the employed work force is more skilled than the unemployed one; structural transformation is required in order for the industrial sector to absorb more workers without decreasing the average productivity of the workforce and their wages. The structural transformation should be geared towards creating new economic activities that would enable the economy to absorb thousands of low skilled workers without decreasing productivity.

Exports are considered of the pillars for economic growth. However, data from the Central Bank of Jordan (CBJ) indicates that the growth rate of Jordanian exports has been slowing in recent years. The trade deficit reached JD 8978.7 million in 2015, as total exports reached JD 5558.4 million while imports reached JD 14,537.1 million. Exports as a percentage of GDP has continually decreased since 2011, reaching its lowest value of 20.9% in the 2015; a year in which the export growth rate was -6.6%. Figure (5) shows both exports as a percentage of GDP and the growth rate of exports.

Figure (4): Percentage of employment in the industrial sector out of total employment in Jordan 2000-2014

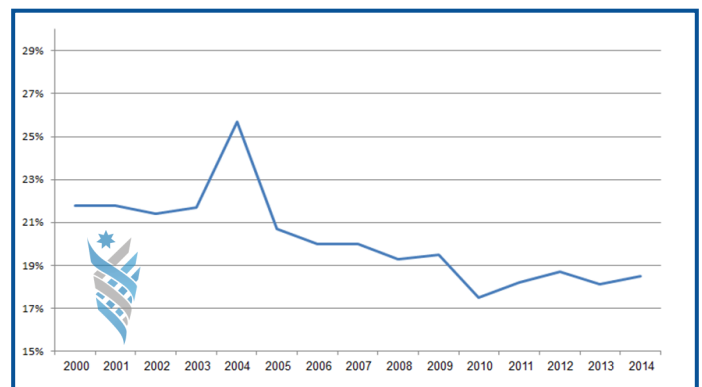
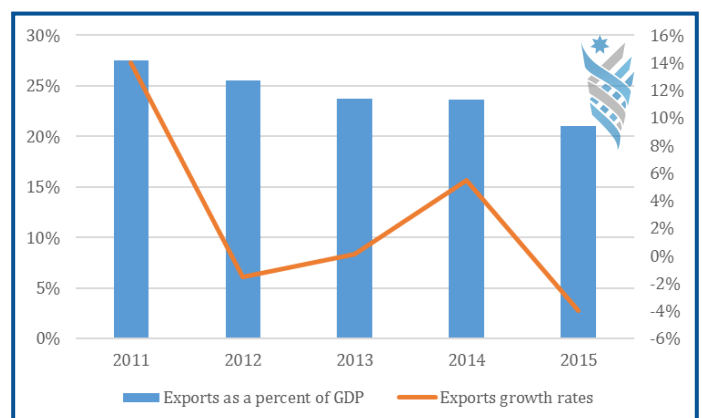


Figure (5): Jordanian export growth rate and exports as a percentage of GDP 2011-2015



The decreases in export growth, coupled with the decreased growth rate of the GDP, reflects the stagnation of the evolution of the industrial structure. The theory of economic complexity is adopted to examine this idea further. The theory proposes that what products a country exports is more indicative of GDP growth and the prosperity of the country. Furthermore, what a country exports will influence the volume, value, and profit. The capacity of a country to make the transition towards more productive economic activities is a defining trait that will contribute to export growth.

It is essential to analyze Jordan's current location on the world export map in order to identify the opportunities afforded to Jordan in regards to the type of products that Jordan should be producing and exporting. Furthermore, this analysis is essential in identifying Jordan's capabilities and productive knowledge; and therefore provides the optimal method in increasing Jordan's economic complexity and prosperity. Finally, the analysis will identify the sectors and products that represent strategic opportunities for Jordan.